

LAS VEGAS

Las Vegas Hispanic Community

Las Vegas
Hispanics Are
YOUNGER

39 Hispanic
median age
vs 49 for Non-Hispanic

Lower Hispanic
Median Household
Income

\$65,883K
vs \$82,081K for
Non-Hispanic

Larger Hispanic
Households

3.9 Median
Persons per HH
vs 2.8 for Non-Hispanic

More Likely to
Have Children in
Household

51% Kids <18
in HH
vs 33% for Non-Hispanic

Renting Their
Homes

44% Rent
where they live
vs 36% for Non-Hispanic



TU & Media Predict
2024 Presidential Tracker

Las Vegas
June 2024

**Televisa
Univision**

**Consumer
Strategy & Insights**

**MEDIA
PREDICT**

Objectives

- Measure current landscape of the 2024 Primary and General Elections
- Assess voter sentiment towards current candidates and government bodies
- Understand key issues and their degree of importance as motivators to vote
- Compare and contrast Hispanic and Non-Hispanic voters

Methodology

- Online survey of 761 likely voters ages 18+

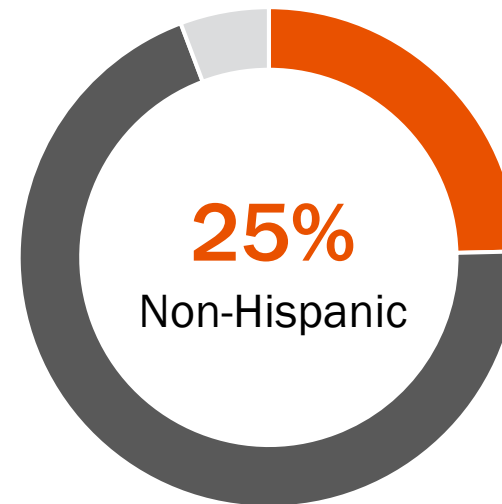
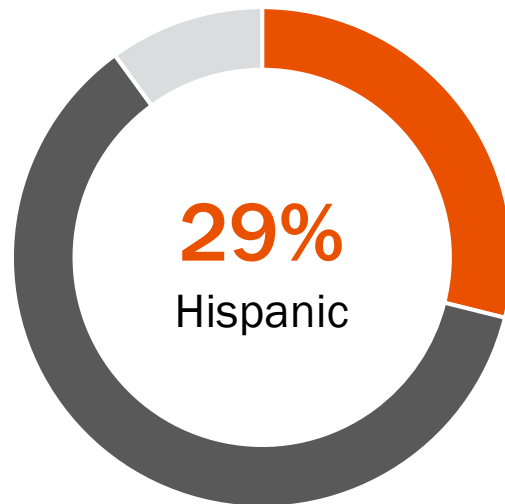
<p><u>A18+</u></p> <p>340 Hispanic (202 SpanDom/Bilingual)</p> <p>421 Non-Hispanic</p>
--

- In field 6/12/2024 – 6/24/2024
- Weighted to the registered voter universe by age, gender, education, and political party affiliation. Results from full survey have a margin of error of plus or minus 5.4% for Hispanics and 4.9% for Non-Hispanics.
- **This Report: Hispanic SpanDom/Bilingual vs Non-Hispanic**

Only 29% of Hispanics Believe U.S. is Headed in the Right Direction


In general, do you believe that the United States is headed in the right direction, or has it gone off on the wrong track?

US Right or Wrong Track



- Right direction
- Wrong track
- Unsure/I don't know

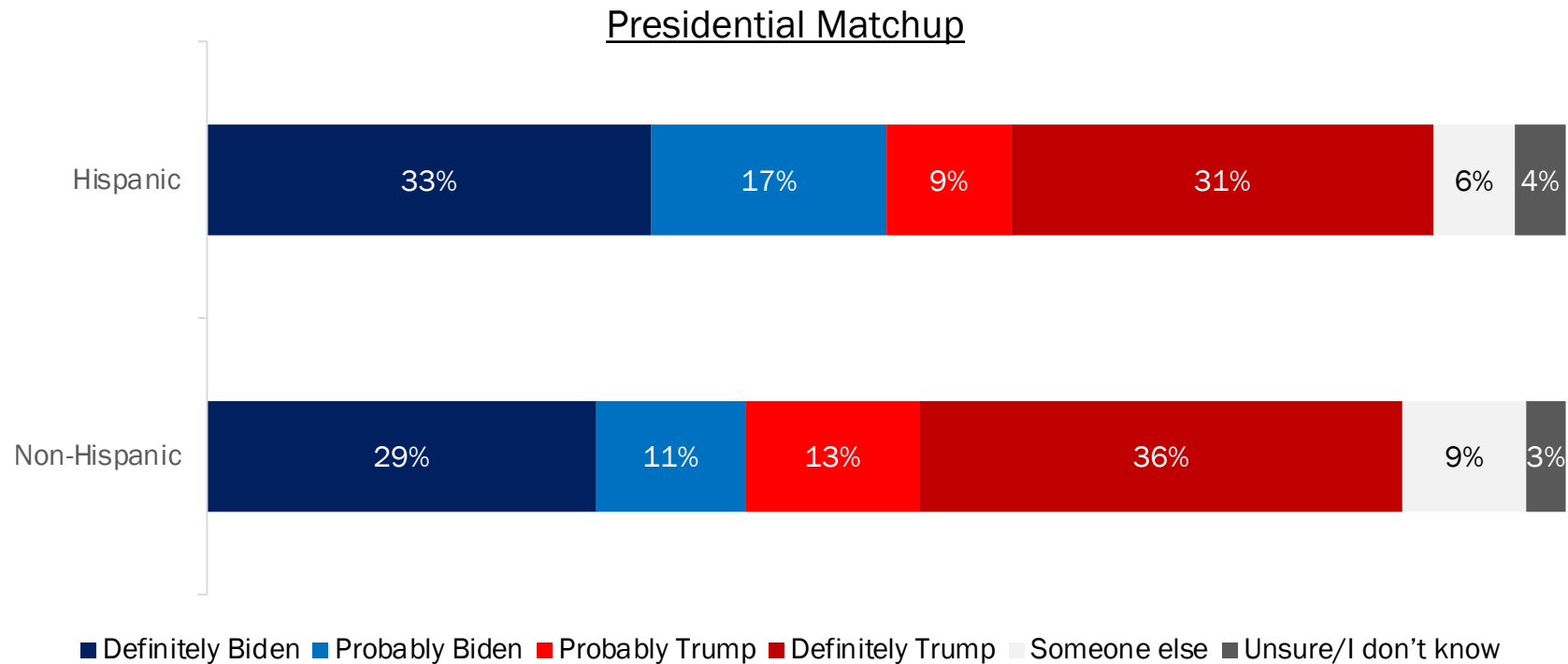
General Election Polling



Matchup: Biden vs Trump

- JOE BIDEN LEADS AMONG HISPANICS, HIGHER THAN NON-HISPANICS
- 30% OF HISPANICS UP FOR GRABS (26% NOT DEFINITE, 4% UNSURE)

If the 2024 election for president were being held today, and the candidates were Donald Trump (Republican) & Joe Biden (Democrat), for whom would you vote?

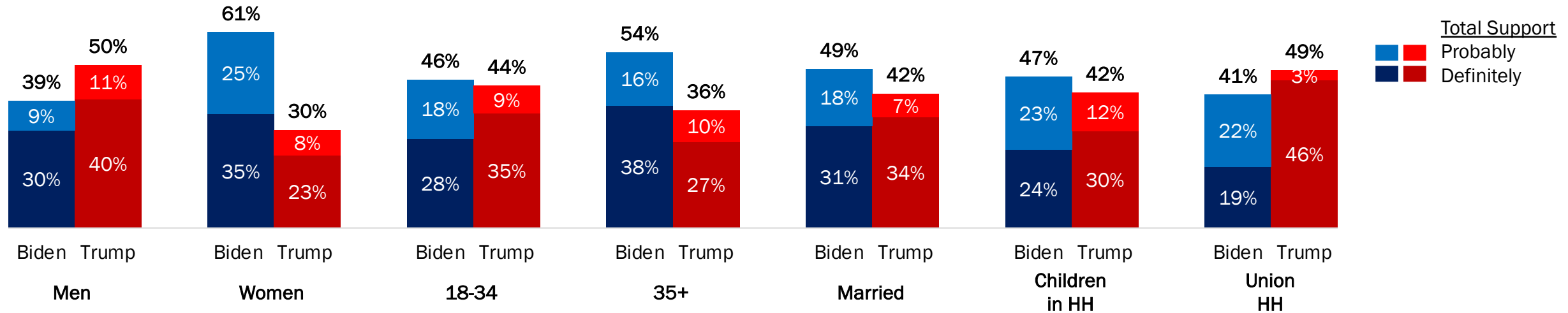


Candidate Support Among Hispanics

- TRUMP'S STRONGEST SUPPORT AMONG MEN
- BIDEN'S STRONGEST SUPPORT AMONG WOMEN

If the 2024 election for president were being held today, and the candidates were Donald Trump (Republican) & Joe Biden (Democrat), for whom would you vote?

Presidential Matchup

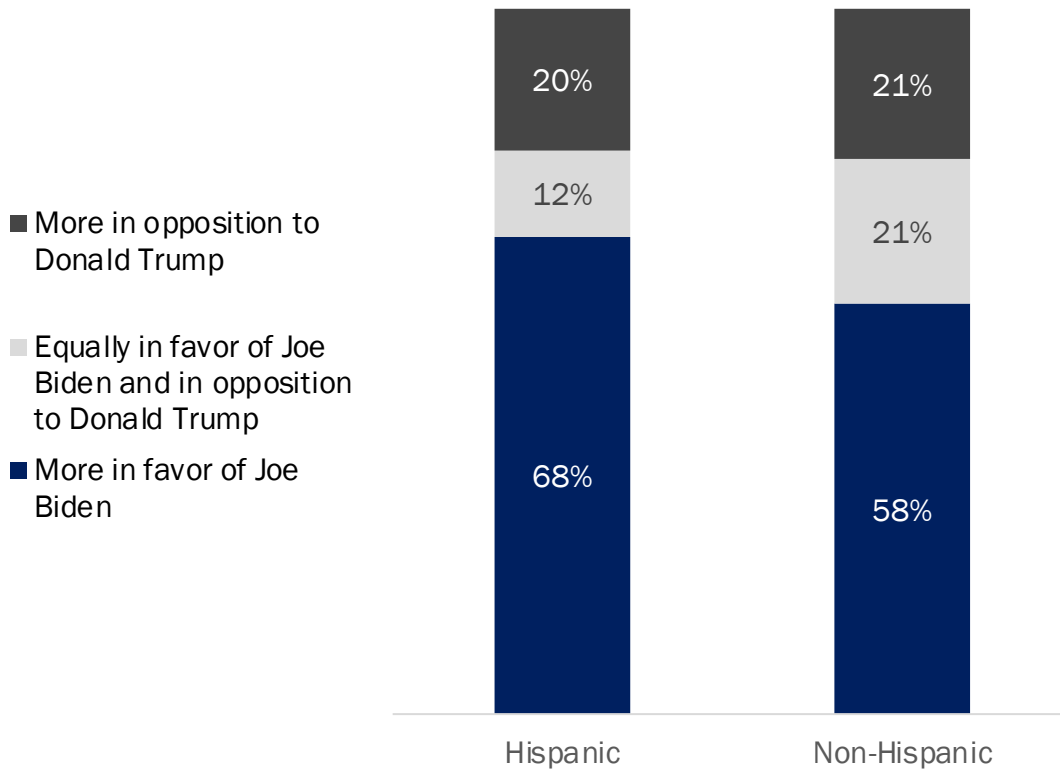


Among likely voters 18+
Source: Univision political tracker in collaboration with Media Predict as of June 2024

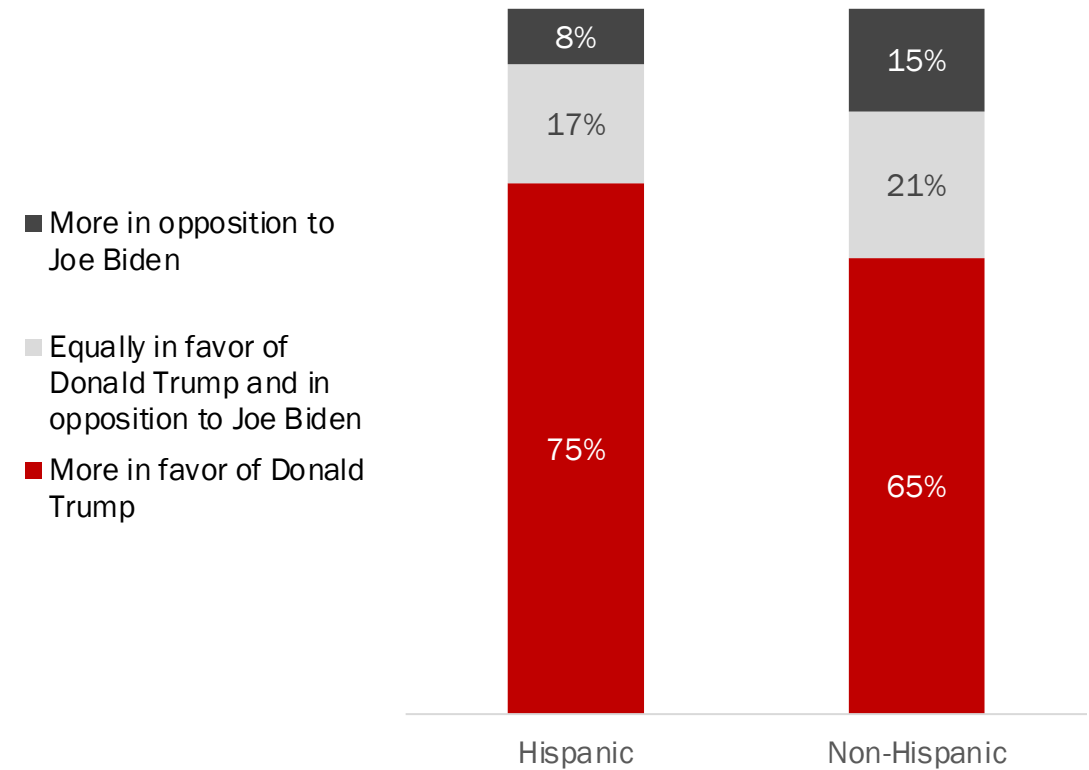
Trump Voters Are More Enthusiastic

You indicated that you probably or definitely intend to vote for [candidate] for President. Is that vote more in favor of [candidate] or more in opposition to [opposition candidate]?

Voting Biden: Favor Biden or Oppose Trump

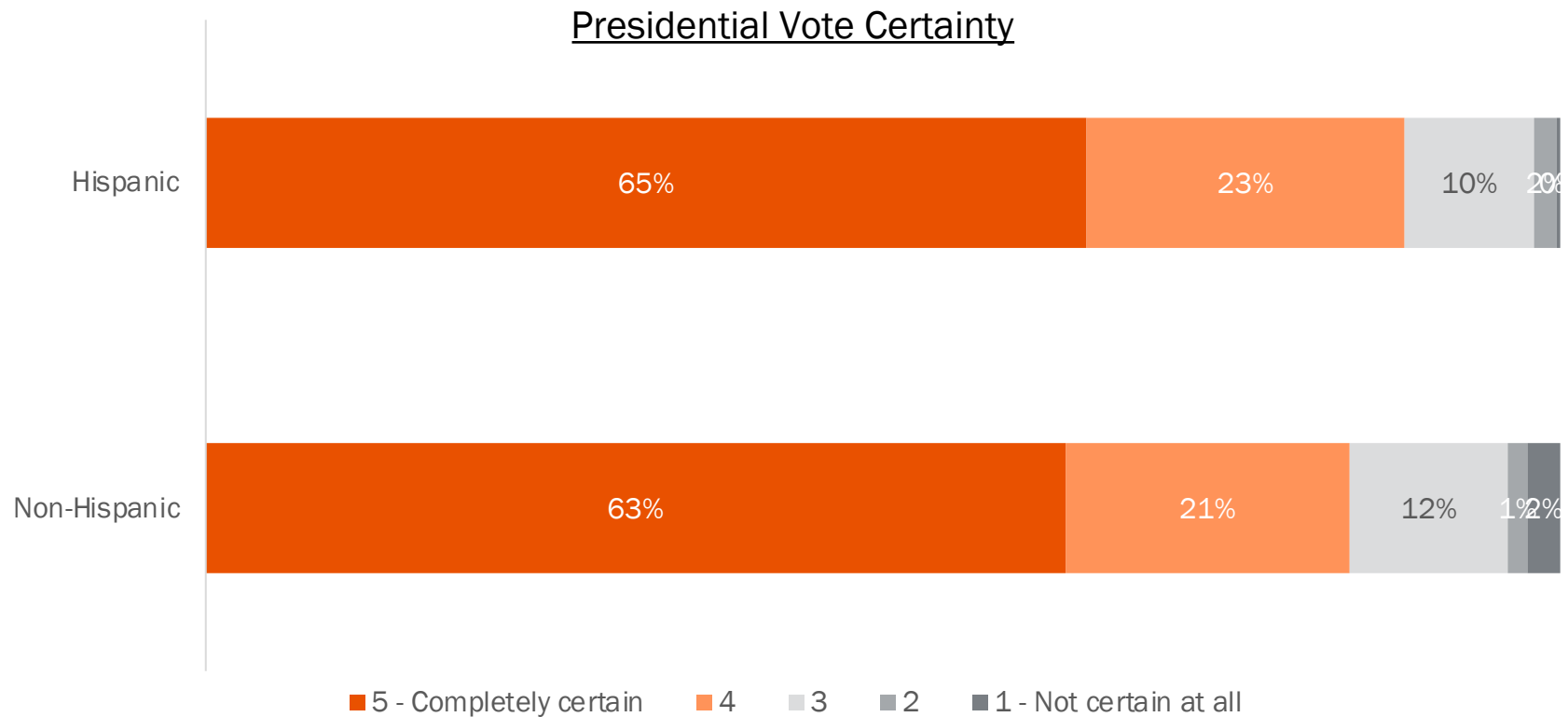


Voting Trump: Favor Trump or Oppose Biden



35% of Hispanics Not Completely Certain About Their Vote for President

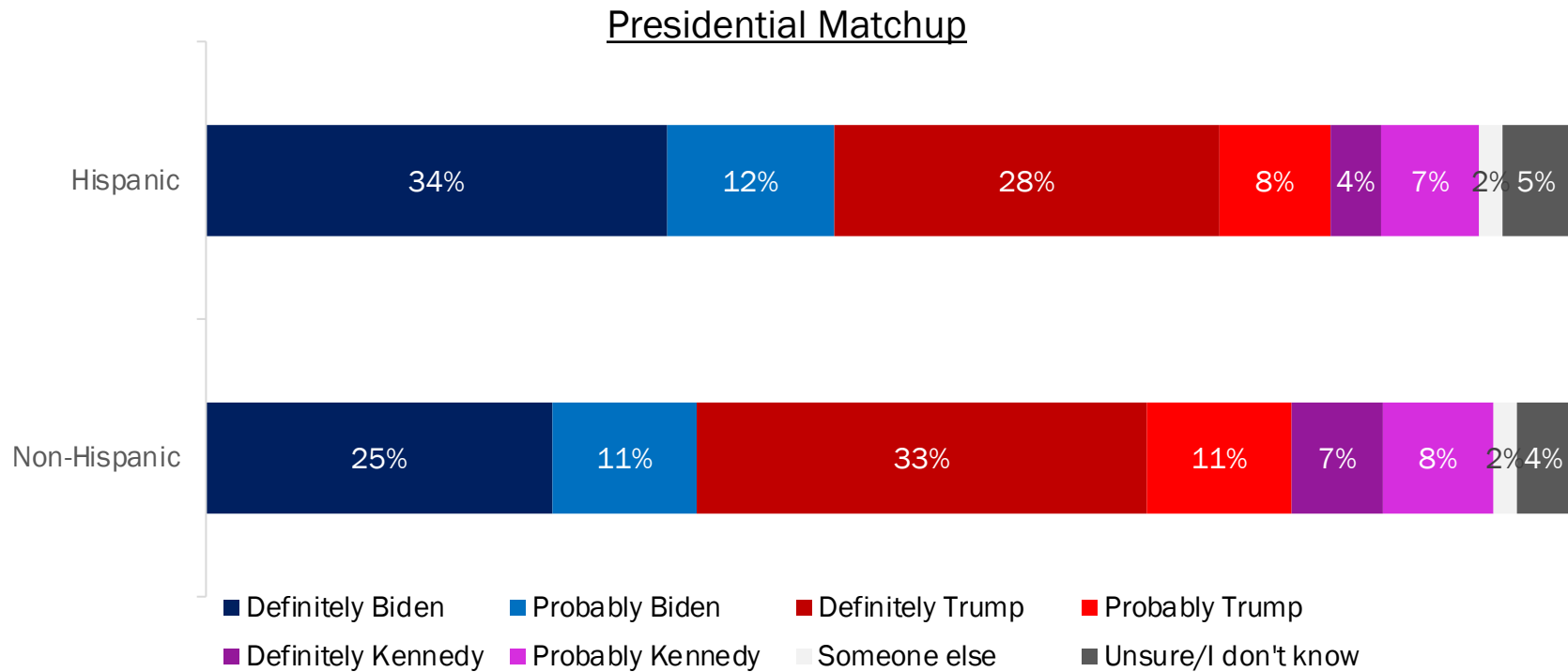
How certain are you that this is the right choice of candidate for you?



Matchup: Biden vs Trump vs Kennedy

- JOE BIDEN LEADS AMONG HISPANICS, HIGHER THAN NON-HISPANICS
- KENNEDY PERFORMS LOWER AMONG HISPANICS THAN NON-HISPANICS
- 32% OF HISPANICS UP FOR GRABS (27% NOT DEFINITE, 5% UNSURE)

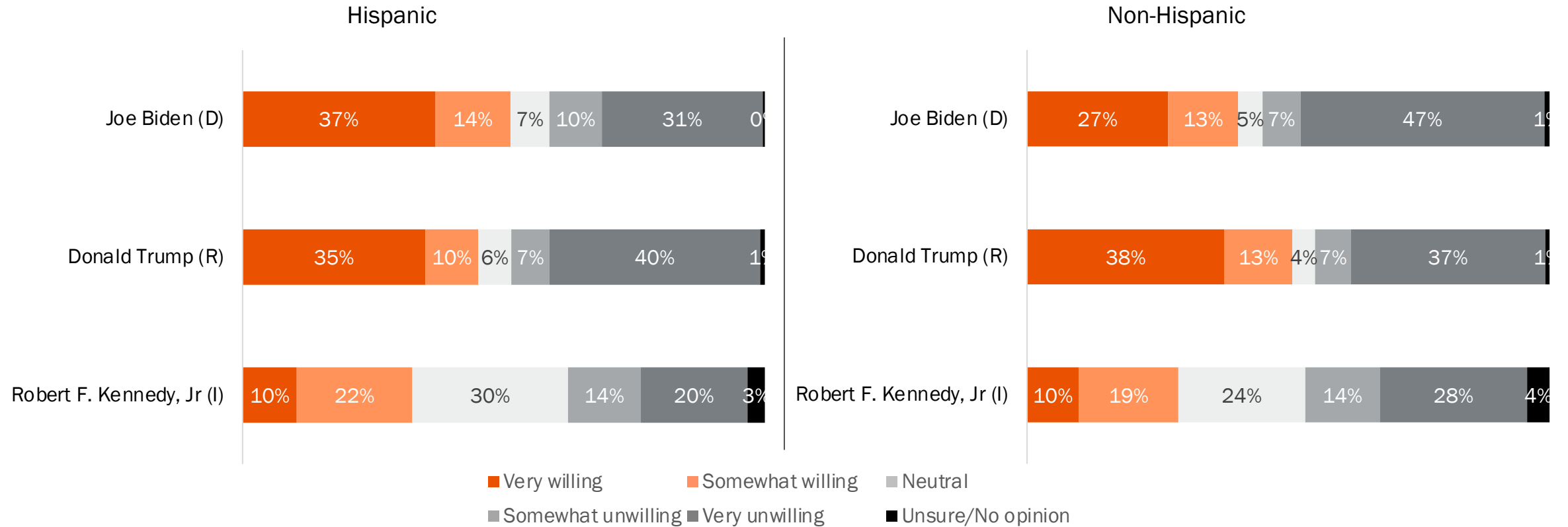
If the election for President were being held today, and the candidates were Joe Biden (D), Robert F. Kennedy, Jr (I), and Donald Trump (R) for whom would you vote?



Willingness to Vote for Candidates in General Election

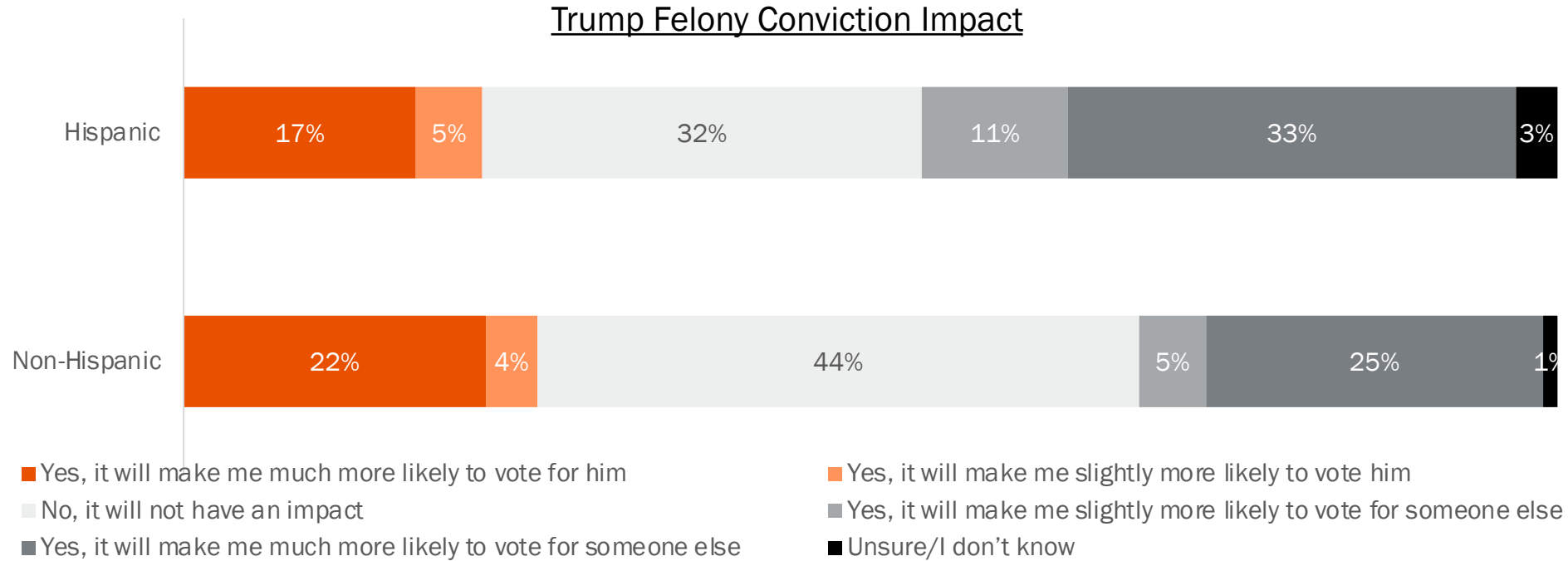
For the candidates listed below, please indicate how willing or unwilling you would be to vote for them in the general election.

Candidate Vote Willingness



Trump Felony Conviction

Thinking again about the upcoming election will Donald Trump's felony convictions in New York affect how you vote?



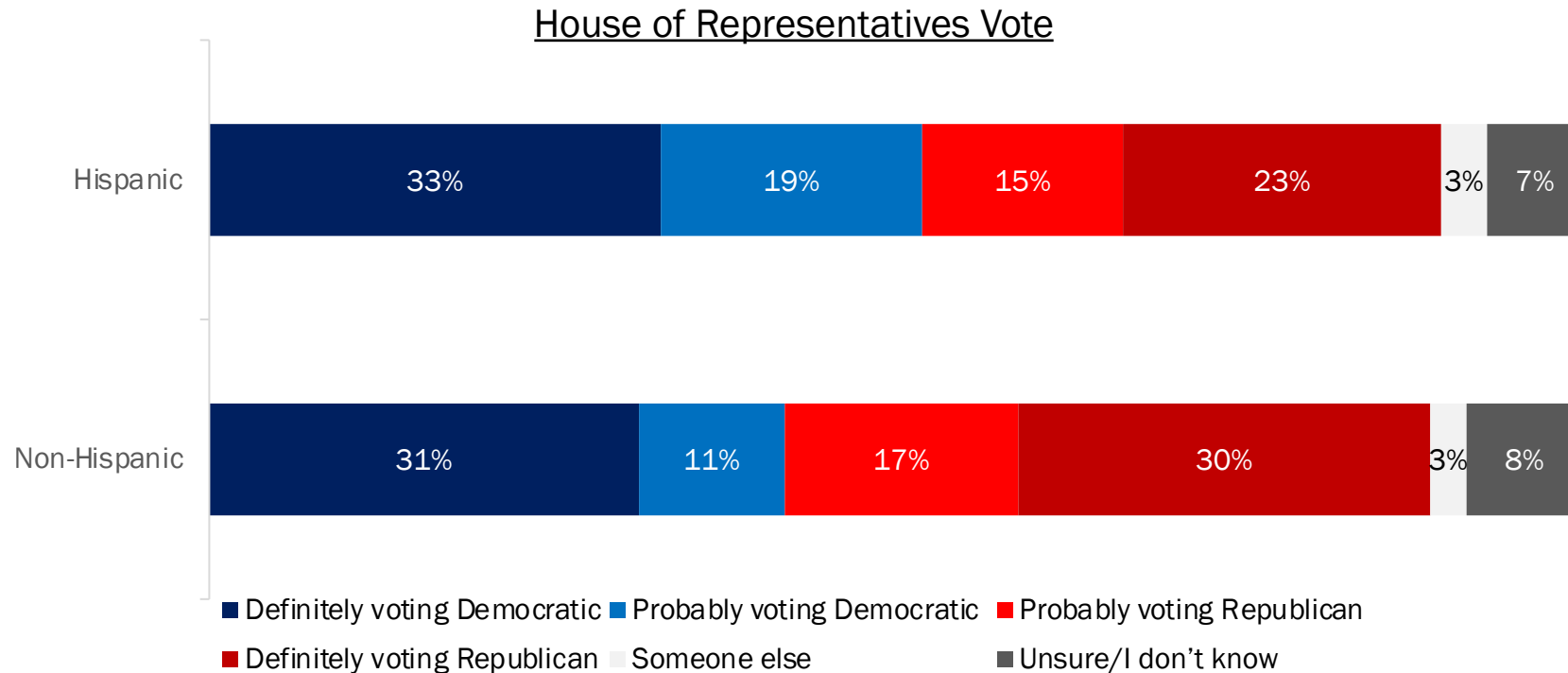
How much do you agree or disagree with the following statements? [Trump Conviction]	Hispanic		Non-Hispanic	
	Agree	Disagree	Agree	Disagree
The jury decision to convict Donald Trump of multiple felonies in New York was correct	44%	34%	46%	37%
The recent felony trial of Donald Trump in New York was conducted fairly	44%	34%	46%	40%

Among likely voters 18+
Source: Univision political tracker in collaboration with Media Predict as of June 2024

House of Representatives Vote

- DEMOCRATS FAVORED BY HISPANICS, HIGHER THAN NON-HISPANICS
- 41% OF HISPANICS UP FOR GRABS (34% NOT DEFINITE, 7% UNSURE)

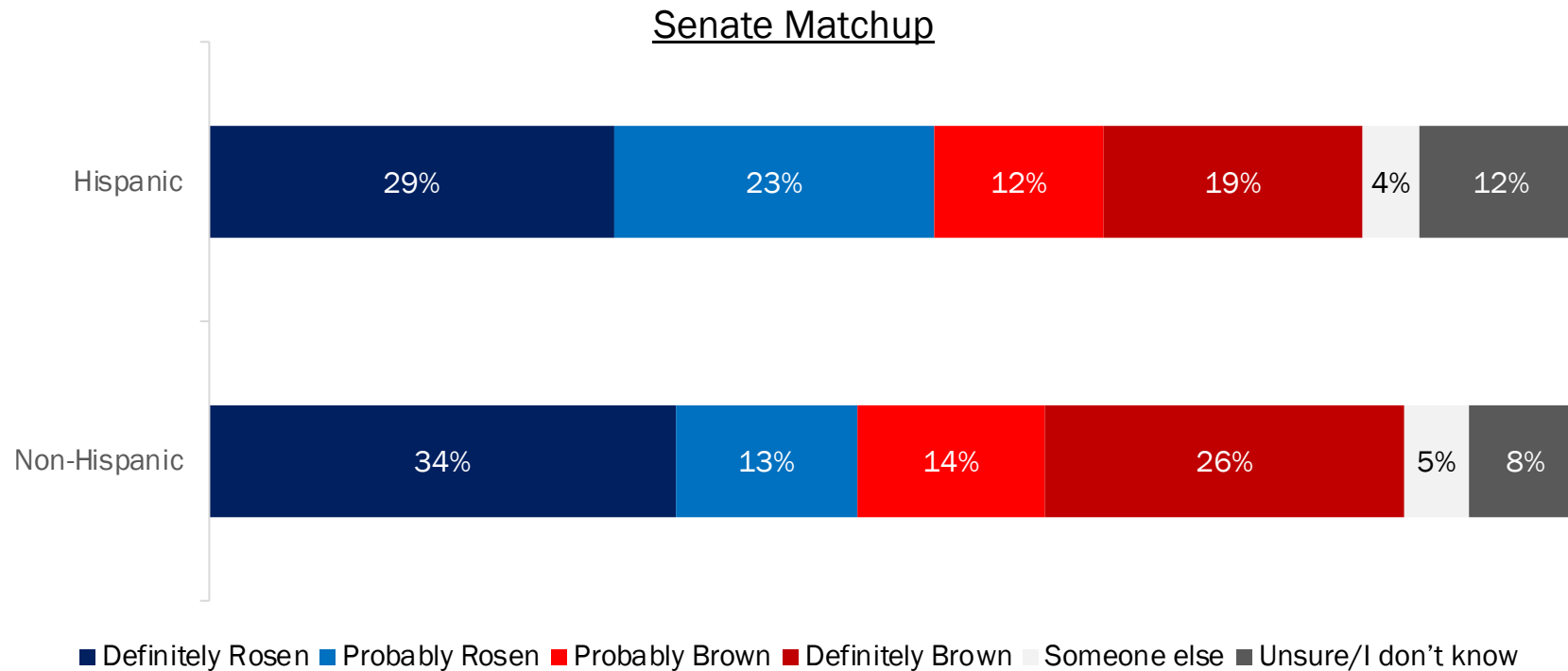
If the election for the United States House of Representatives were held today, which party's candidate would you vote for?



Matchup: Rosen vs Brown

- JACKY ROSEN LEADS AMONG HISPANICS, LOWER THAN NON-HISPANICS
- 47% OF HISPANICS UP FOR GRABS (35% NOT DEFINITE, 12% UNSURE)

If the 2024 election for United States Senator from Nevada were being held today, and the candidates were Jacky Rosen (Democrat) & Sam Brown (Republican), for whom would you vote?

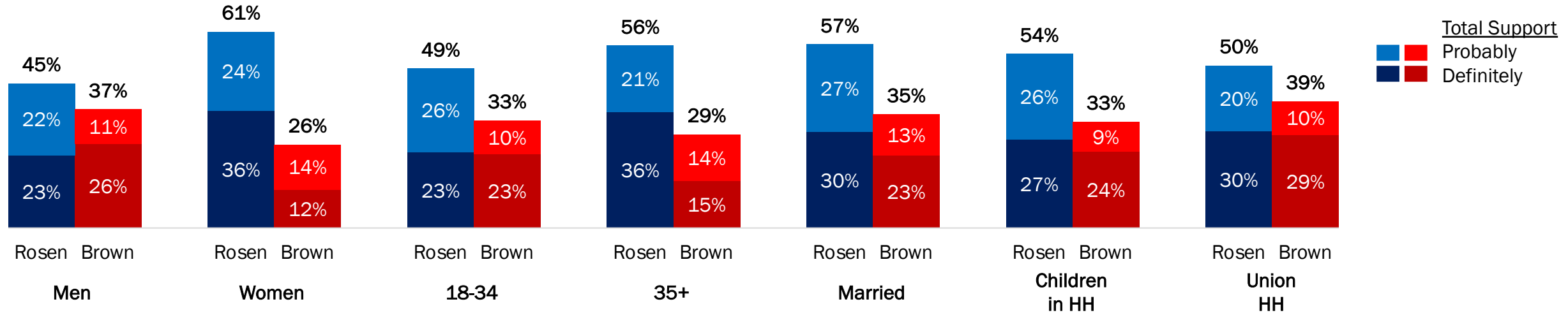


Candidate Support Among Hispanics

- BROWN'S STRONGEST SUPPORT AMONG UNION HOUSEHOLDS
- ROSEN'S STRONGEST SUPPORT AMONG WOMEN

If the 2024 election for United States Senator from Nevada were being held today, and the candidates were Jacky Rosen (Democrat) & Sam Brown (Republican), for whom would you vote?

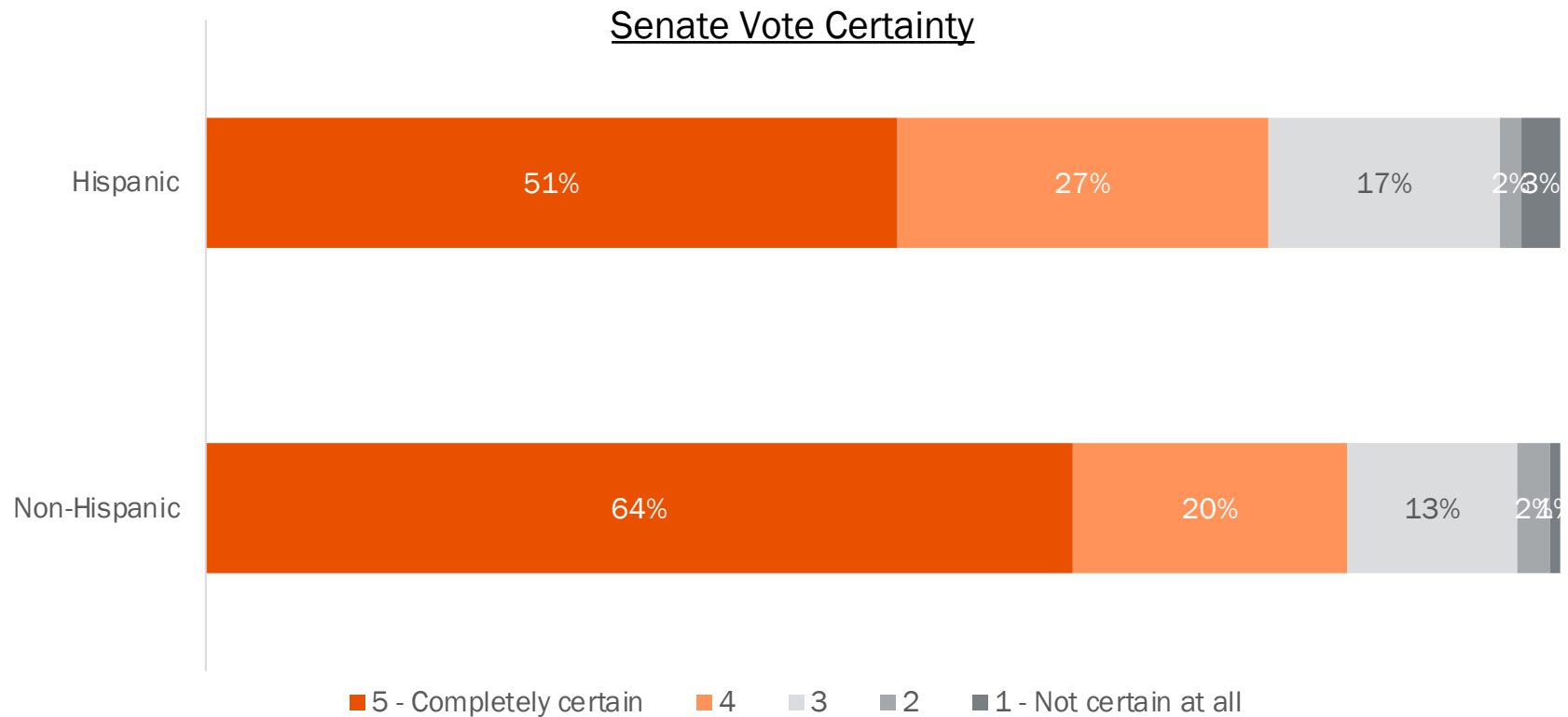
Senate Matchup



Among likely voters 18+
Source: Univision political tracker in collaboration with Media Predict as of June 2024

49% of Hispanics Not Completely Certain About Their Vote for Senator

How certain are you that this is the right choice of candidate for you?



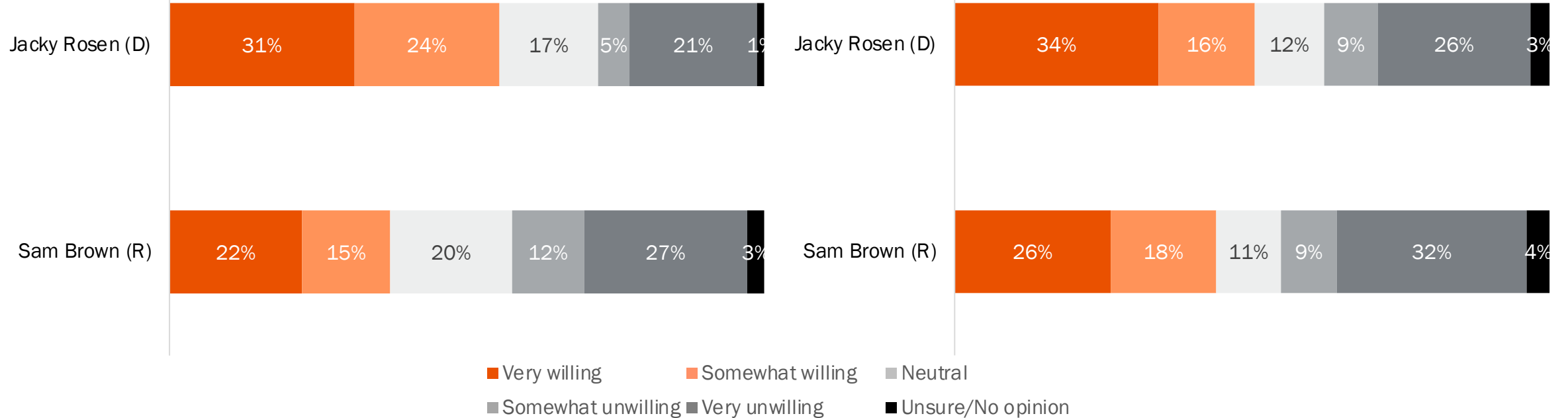
Willingness to Vote for Candidates in General Election

For the candidates listed below, please indicate how willing or unwilling you would be to vote for them in the general election.

Senate Willingness

Hispanic

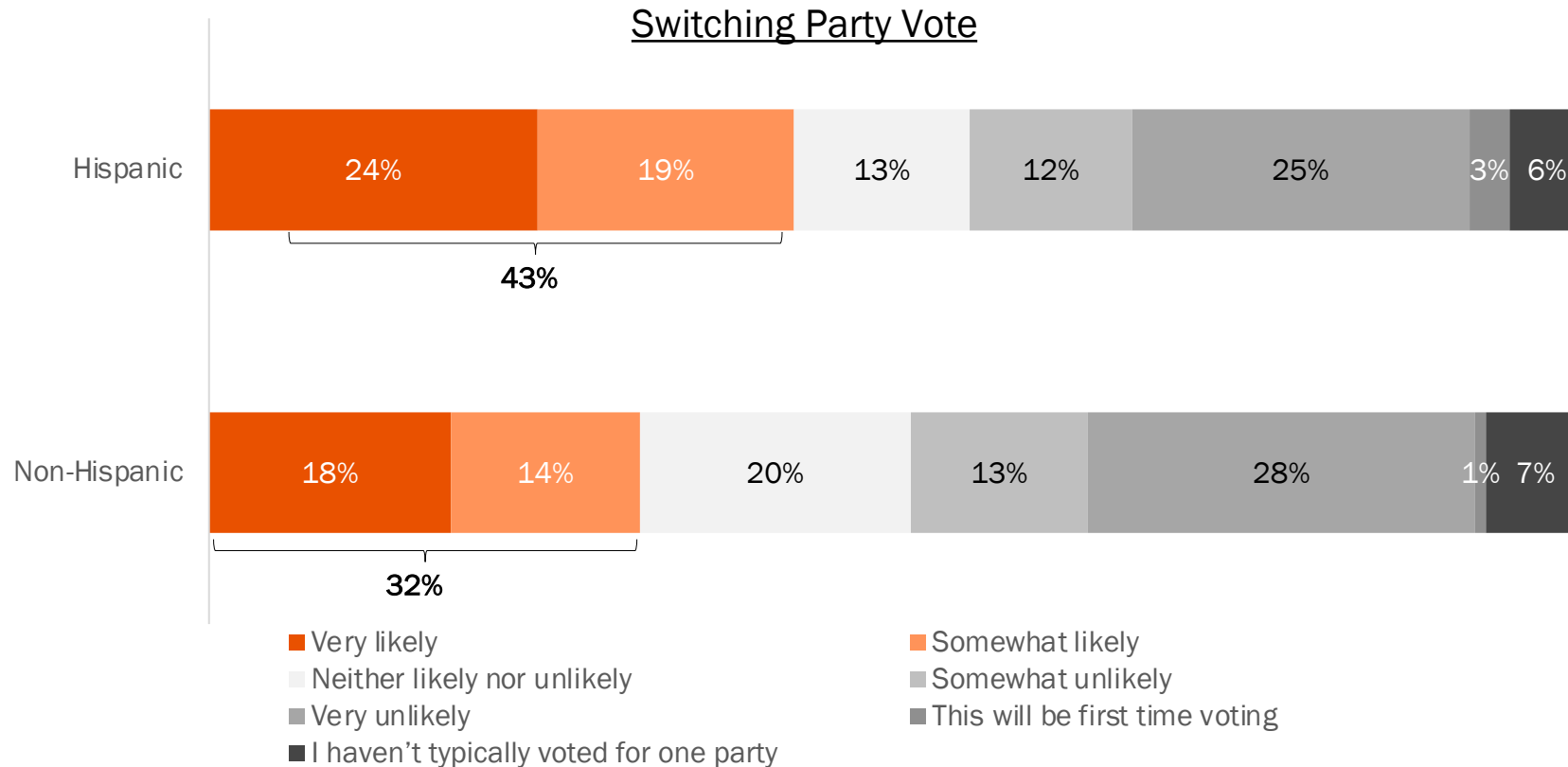
Non-Hispanic



Among likely voters 18+
Source: Univision political tracker in collaboration with Media Predict as of June 2024

Hispanics More Likely than Non-Hispanics to be Crossover Voters This Election

In the upcoming general election in November, how likely or unlikely are you to vote for a candidate from a political party that you typically have not voted for in the past?

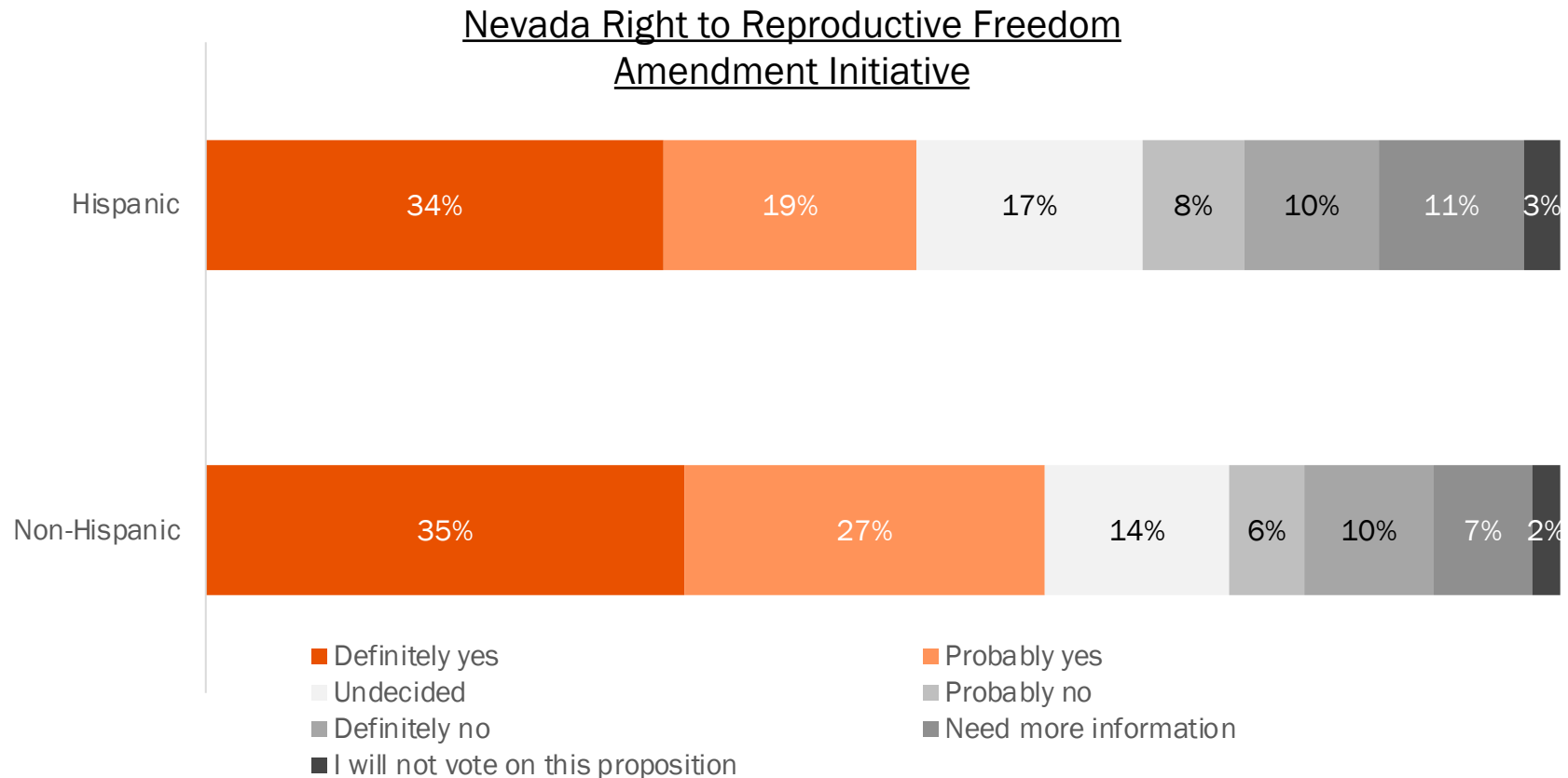


Among likely voters 18+
 Source: Univision political tracker in collaboration with Media Predict as of June 2024


Nevada Right to Reproductive Freedom Amendment

- AFTER READING A SUMMARY OF THE INITIATIVE, 34% OF HISPANICS & 35% OF NON-HISPANICS WOULD DEFINITELY VOTE YES

If the election were held today and this measure were on the ballot, would you vote yes or no?



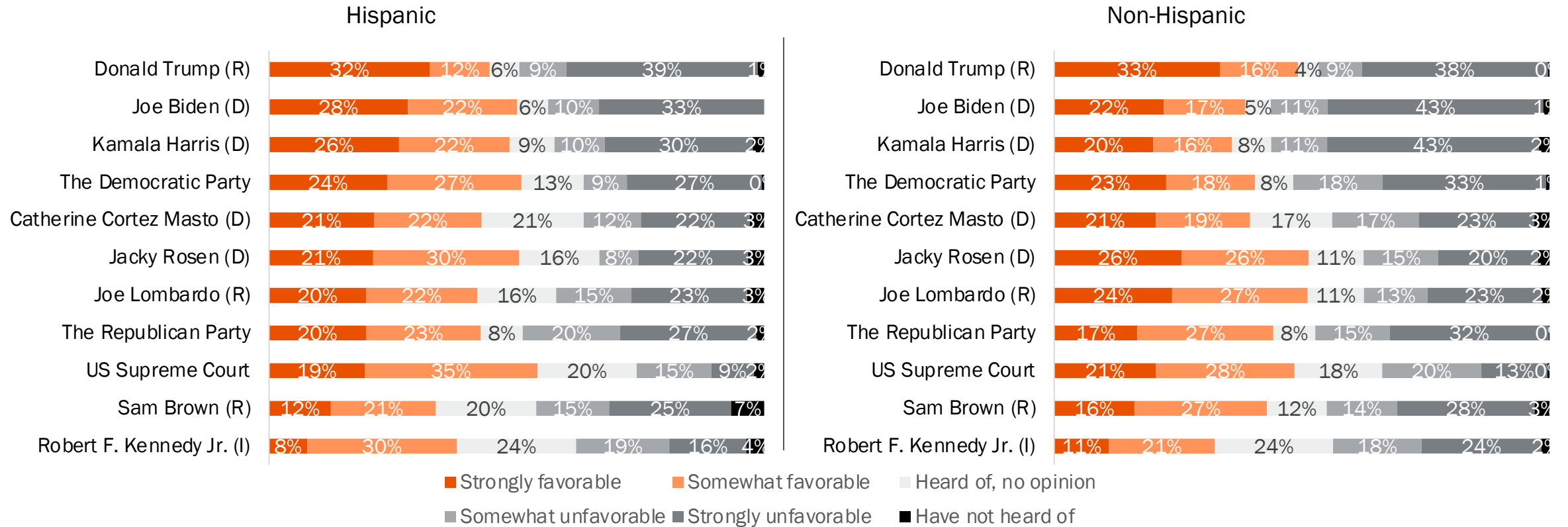
Favorability & Job Approval



Favorability

For each individual or institution listed below, please indicate if you have a favorable or unfavorable opinion of them.

Favorability

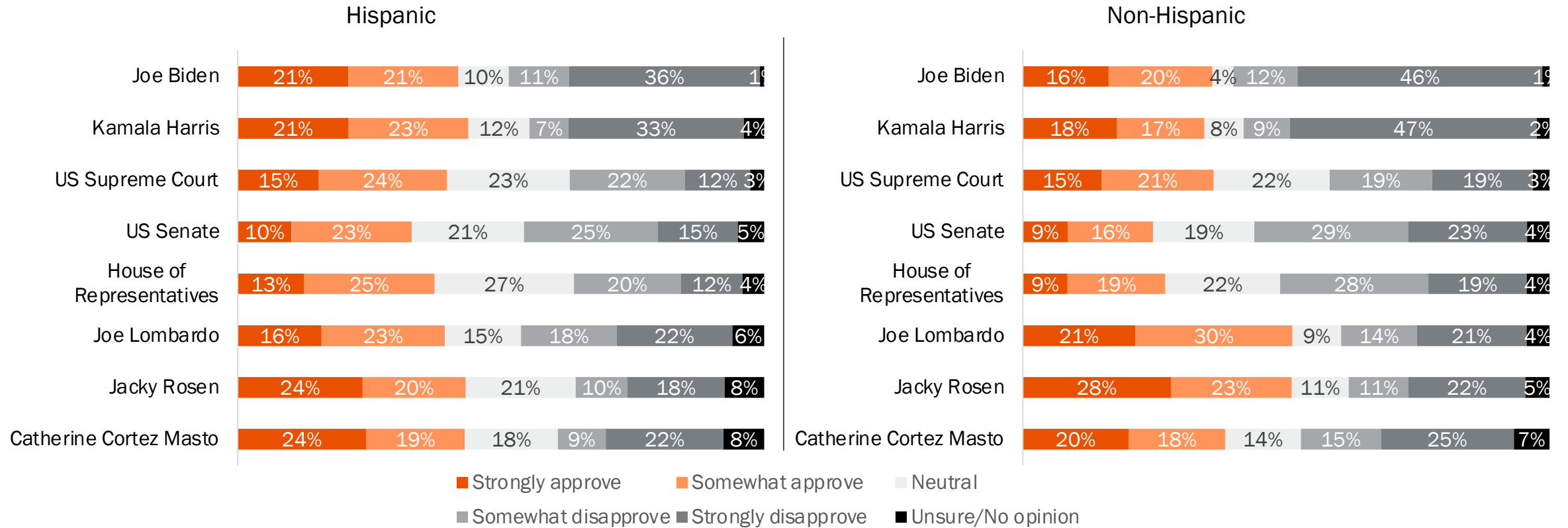


Among likely voters 18+
Source: Univision political tracker in collaboration with Media Predict as of June 2024

Job Approval


Do you approve or disapprove of the way [x] is handling their job?

Job Approval



Among likely voters 18+
Source: Univision political tracker in collaboration with Media Predict as of June 2024

The Issues



Cost of Living, Economy/Jobs, Inflation Top Issues for All Voters

- EDUCATION, OPIOIDS/DRUG ABUSE OF GREATER CONCERN TO HISPANICS

Thinking about the issues, how important are the following issues to you?

Issue Importance TopBox

	Hispanic	Non-Hispanic		Hispanic	Non-Hispanic
Cost of living	74%	79%	Energy policy	42%	36%
Economy / jobs	72%	66%	Defense / military	39%	45%
Inflation	72%	76%	Strengthening law enforcement	38%	46%
Affordable housing	67%	59%	Climate change	36%	31%
Healthcare	59%	58%	Entitlements / social services reform (Medicare, welfare, etc.)	36%	52%
Education	59%	46%	Israel/Hamas War	34%	28%
Taxes	56%	50%	Infrastructure, such as roads and public transportation	34%	36%
Crime and public safety	56%	59%	U.S. relationship with China	34%	35%
Government spending / deficit	54%	56%	Abortion	34%	41%
Immigration	50%	59%	Foreign policy	31%	37%
Opioids / drug abuse	45%	35%	Race relations	31%	28%
Social security / Medicare	43%	64%	Russia / Ukraine war	31%	26%
Gun control	43%	37%	Culture wars	25%	22%
Gun rights / 2nd amendment	43%	41%	Police reform	23%	26%
Border security	42%	58%	LGBTQ rights	20%	18%

Among likely voters 18+

Source: Univision political tracker in collaboration with Media Predict as of June 2024

Top Issues by Hispanic Voter Type

Thinking about the issues, how important are the following issues to you?

Top 10 Issues Among Definitely Biden Voters	% Hispanic Top Box
Cost of living	77%
Economy / jobs	74%
Inflation	71%
Education	68%
Affordable housing	67%
Healthcare	65%
Crime and public safety	58%
Climate change	56%
Gun control	54%
Social security / Medicare	49%

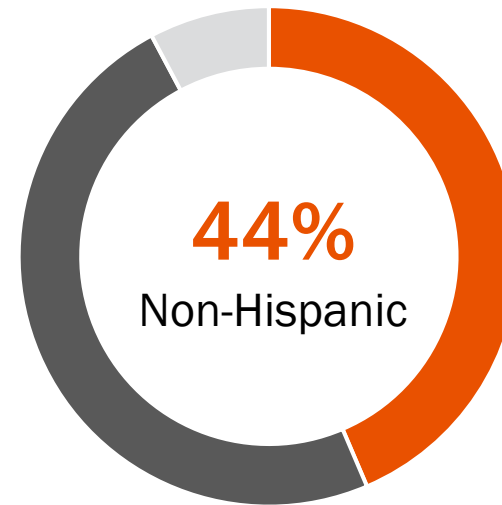
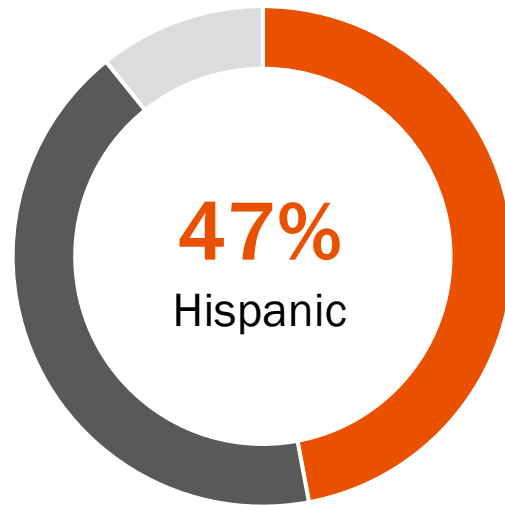
Top 10 Issues Among Unsure/Not-Definite Voters	% Hispanic Top Box
Cost of living	69%
Inflation	65%
Affordable housing	65%
Economy / jobs	62%
Healthcare	59%
Taxes	56%
Education	54%
Government spending / deficit	48%
Crime and public safety	48%
Social security / Medicare	43%

Top 10 Issues Among Definitely Trump Voters	% Hispanic Top Box
Economy / jobs	82%
Inflation	82%
Cost of living	78%
Gun rights / 2nd amendment	74%
Border security	72%
Affordable housing	71%
Immigration	71%
Government spending / deficit	69%
Taxes	66%
Defense / military	64%

47% of All Hispanics Said There Was One Specific Issue That Will Determine Who They Vote For

Thinking again about the issues, is there one specific issue that will determine who you will vote for?

Determining Issue



- Yes
- No
- Unsure/I don't know

Issues That Will Determine Who They Vote For

- INFLATION MOST IMPORTANT TO HISPANICS

Please indicate which of the following issues will determine who you vote for.

	<u>Top 10 Determining Issues</u>	
	Hispanic	Non-Hispanic
Inflation	18%	10%
Abortion	9%	13%
Immigration	9%	13%
Cost of living	7%	10%
Healthcare	7%	1%
Affordable housing	6%	5%
Border security	6%	11%
Economy / jobs	5%	6%
Gun control	5%	2%
Entitlements / social services reform (Medicare, welfare, etc.)	4%	2%

Party Better Able to Handle Issues

Thinking again about the issues, which party do you think would do a better job of handling each of the following issues, the Democratic Party or the Republican Party?

	Hispanic		Non-Hispanic	
	Democrat Top2Box	Republican Top2Box	Democrat Top2Box	Republican Top2Box
Abortion	45%	34%	48%	30%
Energy Policy	44%	39%	41%	36%
Healthcare	44%	34%	44%	35%
Climate Change	43%	33%	46%	27%
Education	43%	36%	38%	33%
Entitlements Reform	42%	38%	44%	36%
Social Security	40%	35%	45%	36%
Cost of Living	40%	41%	34%	45%
Immigration	37%	42%	30%	57%
Taxes	37%	39%	38%	46%

Party Better Able to Handle Issues

Thinking again about the issues, which party do you think would do a better job of handling each of the following issues, the Democratic Party or the Republican Party?

	Hispanic		Non-Hispanic	
	Democrat Top2Box	Republican Top2Box	Democrat Top2Box	Republican Top2Box
Economy / jobs	37%	46%	36%	47%
Gov spending	36%	37%	31%	43%
Inflation	35%	42%	32%	48%
Crime and public safety	34%	44%	34%	49%
Foreign policy	34%	41%	31%	49%
Opioids	34%	36%	36%	37%
Border Security	32%	48%	29%	55%
National Security	31%	46%	33%	51%
Defense	28%	46%	32%	53%

Candidate Better Able to Handle Issues

Thinking again about the issues, which candidate do you think would do a better job of handling each of the following issues, Joe Biden or Donald Trump?

	Hispanic		Non-Hispanic	
	Biden Top2Box	Trump Top2Box	Biden Top2Box	Trump Top2Box
Healthcare	48%	35%	45%	39%
Energy policy	47%	37%	38%	44%
Social Security	46%	39%	45%	39%
Entitlements Reform	44%	35%	44%	38%
Abortion	44%	35%	45%	34%
Education	44%	35%	40%	38%
Climate Change	43%	35%	45%	30%
Economy / jobs	41%	46%	35%	52%
Foreign policy	41%	43%	32%	52%
Taxes	39%	43%	38%	50%

Candidate Better Able to Handle Issues

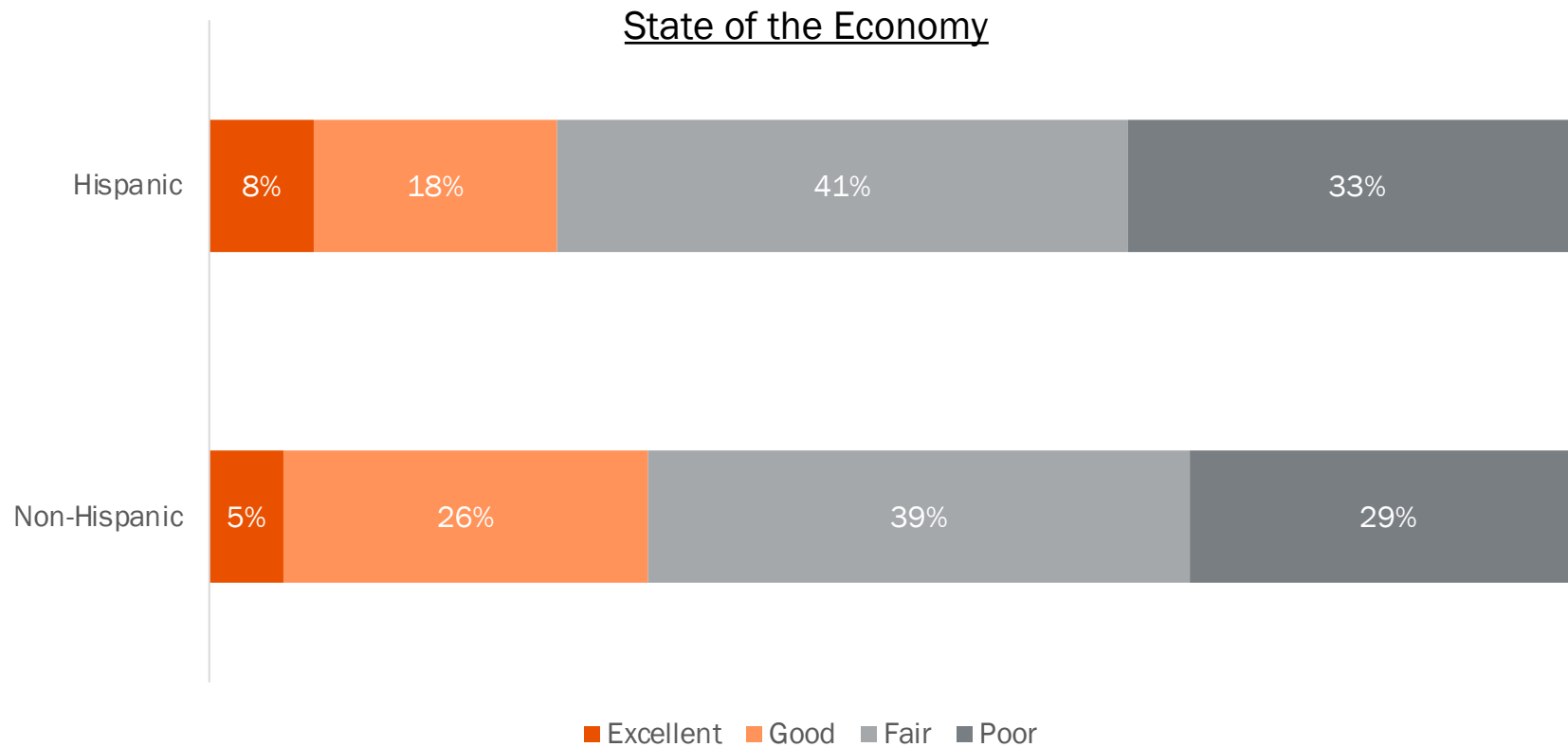
Thinking again about the issues, which candidate do you think would do a better job of handling each of the following issues, Joe Biden or Donald Trump?

	Hispanic		Non-Hispanic	
	Biden Top2Box	Trump Top2Box	Biden Top2Box	Trump Top2Box
Crime and public safety	39%	43%	35%	51%
Immigration	38%	45%	29%	60%
Gov spending	37%	42%	31%	48%
Inflation	37%	47%	32%	53%
Cost of Living	37%	45%	33%	53%
Opioids	36%	38%	34%	40%
National Security	35%	47%	33%	55%
Border Security	33%	51%	27%	60%
Defense	32%	48%	34%	53%

ECONOMY

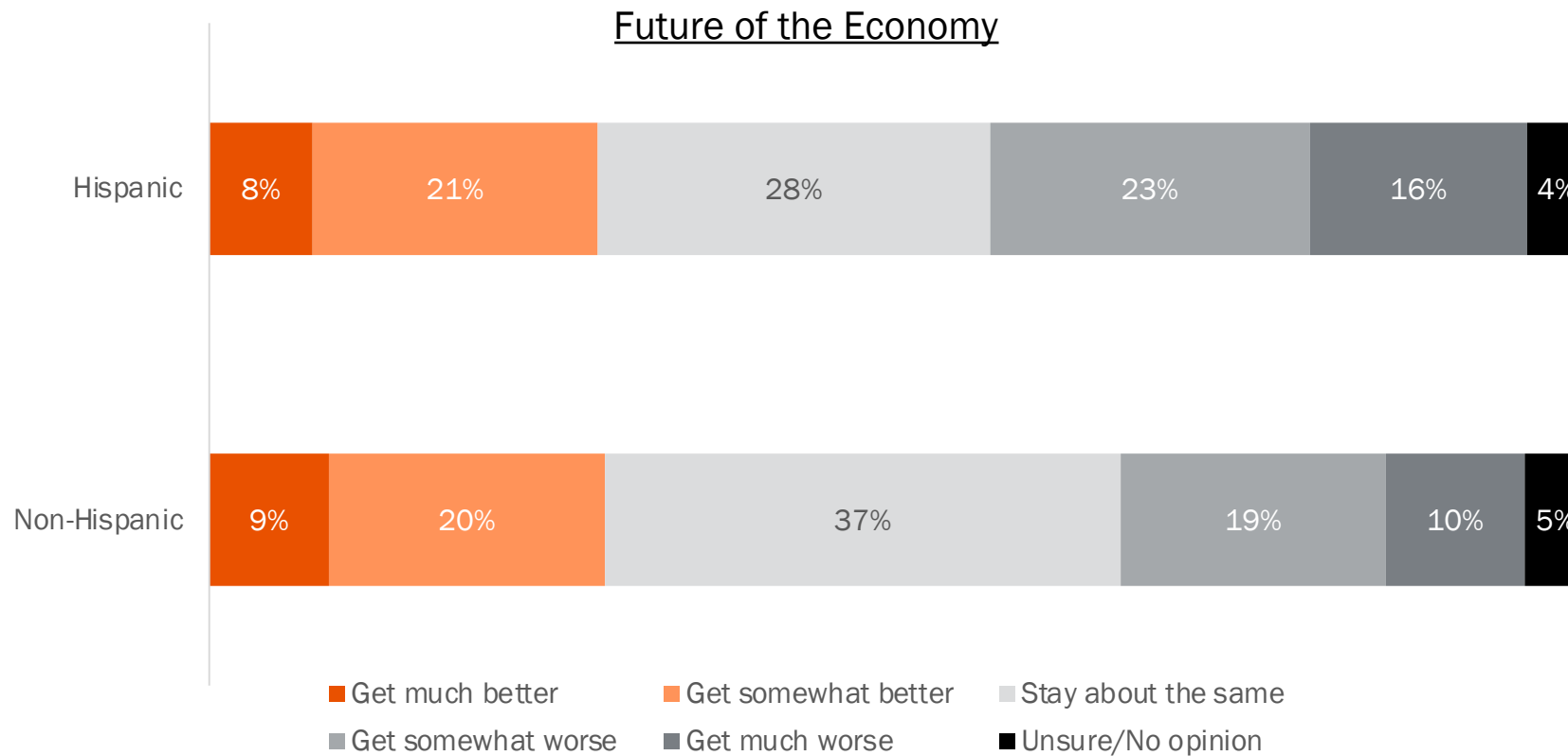
74% of Hispanics Rate the Economy in Their State Right Now as Fair or Poor

How would you rate the economy in your state right now?



39% of Hispanic Voters Believe the Economy Will Get Worse

Thinking ahead to a few months from now... Do you believe the economy in your state will get better, get worse, or stay about the same as it is now?



Economy

How much do you agree or disagree with the following statements? [Economy]	Hispanic		Non-Hispanic	
	Agree	Disagree	Agree	Disagree
I feel that it is increasingly difficult for middle class families to prosper in the United States	81%	5%	83%	6%
Inflation is putting a significant strain on my budget	80%	6%	80%	8%
I am concerned about the U.S. federal government's spending and deficit	71%	7%	77%	6%
Corporations and financial firms are buying up single-family homes and apartment buildings and driving up housing prices	70%	6%	77%	6%
The price of gas is putting a strain on my finances	66%	15%	67%	13%
My personal economic situation has become worse in the last year	64%	15%	66%	19%
Someone in my household has taken, or is considering taking, a second job in order to maintain our standard of living	63%	15%	43%	36%
I have taken, or am considering taking, a second job in order to maintain my standard of living	62%	18%	44%	34%
I expect my personal economic situation to get better in the next few years	60%	17%	42%	32%
Home ownership is still within reach for most people	34%	50%	20%	65%
I feel that jobs are getting easier to find	32%	41%	26%	50%

5 pt Scale: Agree = 4,5, Disagree = 1,2, Neutral = 3 (not reported), No opinion = 0 (Not reported)

Agree and Disagree above will not sum to 100%

Among likely voters 18+

Source: Univision political tracker in collaboration with Media Predict as of June 2024

PUBLIC HEALTH & HEALTHCARE

Public Health & Healthcare

How much do you agree or disagree with the following statements? [<i>Public Health & Healthcare</i>]	Hispanic		Non-Hispanic	
	Agree	Disagree	Agree	Disagree
Mental health issues are a growing problem for people in the United States	80%	2%	84%	4%
Drug abuse is a serious public health issue in the United States	77%	7%	83%	6%
I am generally satisfied with my healthcare coverage	58%	18%	67%	17%
The cost of my health care and insurance is reasonable	44%	27%	44%	32%
Medicaid and Medicare are working well now	40%	24%	50%	24%
The cost of prescription drugs is a financial problem for me	40%	29%	35%	40%

5 pt Scale: Agree = 4,5, Disagree = 1,2, Neutral = 3 (not reported), No opinion = 0 (Not reported)

Agree and Disagree above will not sum to 100%

Among likely voters 18+

Source: Univision political tracker in collaboration with Media Predict as of June 2024

Abortion

How much do you agree or disagree with the following statements? [<i>Public Health & Healthcare</i>]	Hispanic		Non-Hispanic	
	Agree	Disagree	Agree	Disagree
I would not vote for a political candidate whose views on abortion were at odds with mine	54%	16%	55%	14%
Abortion laws should be created by state governments, not by the federal government	50%	22%	48%	23%

Abortion Policy	Hispanic	Non-Hispanic
<i>Thinking about abortion policy and laws, which of the following comes closest to your view?</i>		
Abortion should be legal only in the case of rape, incest or when the mother's life is in danger	24%	25%
Abortion should be legal at any time during pregnancy	17%	18%
Abortion should be illegal in all cases	16%	10%
Abortion should be legal only in the first 15 weeks of pregnancy	12%	11%
Abortion should be legal until the fetus can survive outside the womb (approximately the 24th week of pregnancy)	11%	13%
Abortion should be legal only before a fetal heartbeat is detected (at approximately the first 6 weeks of pregnancy)	7%	8%
Abortion should be legal only in the first trimester (approximately the first 13 weeks) of pregnancy	5%	9%
Other	1%	1%
Unsure/I don't know	7%	6%

CRIME & PUBLIC SAFETY

Crime & Public Safety

How much do you agree or disagree with the following statements? [<i>Crime & Public Safety</i>]	Hispanic		Non-Hispanic	
	Agree	Disagree	Agree	Disagree
Homelessness is a serious problem in the United States	84%	5%	89%	4%
Crime is a growing problem in the United States	71%	8%	81%	7%
I support second amendment gun rights	65%	14%	65%	16%
Homelessness is a serious problem in my neighborhood	61%	22%	62%	23%
Crime is a growing problem where I live	59%	16%	60%	16%
Government authorities have become too lenient on criminals	57%	11%	66%	13%
I feel less safe in my everyday life than I did a year ago	53%	20%	50%	26%

5 pt Scale: Agree = 4,5, Disagree = 1,2, Neutral = 3 (not reported), No opinion = 0 (Not reported)

Agree and Disagree above will not sum to 100%

Among likely voters 18+

Source: Univision political tracker in collaboration with Media Predict as of June 2024

Crime & Public Safety

How much do you agree or disagree with the following statements? [<i>Crime & Public Safety</i>]	Hispanic		Non-Hispanic	
	Agree	Disagree	Agree	Disagree
I believe that stricter gun control laws would reduce crime	51%	25%	43%	40%
Police departments in the United States are understaffed	51%	19%	66%	11%
My Police Department is understaffed	46%	22%	53%	14%
Children in my community are generally safe at the schools they attend	42%	29%	44%	32%
Government authorities are doing a good job protecting businesses near where I live and shop	41%	27%	38%	31%
Government authorities are doing a good job combating crime in my neighborhood	33%	29%	38%	33%
My local government should significantly reduce the resources and budgets for police	27%	42%	18%	64%

5 pt Scale: Agree = 4,5, Disagree = 1,2, Neutral = 3 (not reported), No opinion = 0 (Not reported)

Agree and Disagree above will not sum to 100%

Among likely voters 18+

Source: Univision political tracker in collaboration with Media Predict as of June 2024

IMMIGRATION & BORDER SECURITY

Immigration & Border Security

How much do you agree or disagree with the following statements? [<i>Immigration & Border Security</i>]	Hispanic		Non-Hispanic	
	Agree	Disagree	Agree	Disagree
We should provide a pathway to legal status (including citizenship) for undocumented immigrants who have been in the U.S. and have not committed a serious crime	68%	18%	49%	29%
All migrants who want to enter the United States should be fully vetted first	66%	10%	76%	7%
We should reform immigration laws to give higher priority to people with needed skills and education	64%	13%	53%	16%
Securing our southern border is an important step toward stopping the flow of illegal drugs and sex trafficking into the United States	62%	15%	74%	10%
United States taxpayers cannot afford to pay for all the costs associated with the undocumented migrants in the U.S.	60%	19%	77%	7%
It is not fair that migrants get free housing, food, and healthcare when so many longtime Americans struggle to pay for those things	59%	23%	76%	9%
There are too many undocumented immigrants crossing the border into the United States	57%	18%	77%	8%
The situation at the southern border could be largely solved if the U.S. enforced its current immigration laws	56%	15%	68%	10%
The Biden Administration must take the steps necessary to immediately stop undocumented migrants from entering the United States	52%	22%	74%	11%
The United States military should be used to secure the southern border	51%	25%	62%	17%

5 pt Scale: Agree = 4,5, Disagree = 1,2, Neutral = 3 (not reported), No opinion = 0 (Not reported)

Agree and Disagree above will not sum to 100%

Among likely voters 18+

Source: Univision political tracker in collaboration with Media Predict as of June 2024

Immigration & Border Security

How much do you agree or disagree with the following statements? [Immigration & Border Security]	Hispanic		Non-Hispanic	
	Agree	Disagree	Agree	Disagree
The Biden administration is primarily responsible for the situation at the southern border	50%	27%	57%	26%
It feels like migrants are being treated better than most Americans	48%	34%	65%	18%
The rules that I have to live by don't seem to apply to migrants	48%	26%	64%	14%
Most undocumented migrants who entered the U.S. over the last few years should be deported	47%	31%	61%	19%
The arrival of migrants has made the affordable housing problem worse	46%	30%	57%	16%
The U.S. should complete the construction of a wall on the southern border of the U.S.	46%	28%	61%	19%
Undocumented migrants will take jobs away from poorer and working-class Americans	46%	35%	53%	24%
Local law enforcement should be able to detain undocumented migrants	45%	34%	72%	10%
My feelings about the migrant issue make it more likely I will vote for Republican candidates in the next election	44%	32%	54%	27%
Undocumented migrants have increased crime in my state	44%	32%	57%	15%

5 pt Scale: Agree = 4,5, Disagree = 1,2, Neutral = 3 (not reported), No opinion = 0 (Not reported)

Agree and Disagree above will not sum to 100%

Among likely voters 18+

Source: Univision political tracker in collaboration with Media Predict as of June 2024

Immigration & Border Security

How much do you agree or disagree with the following statements? [<i>Immigration & Border Security</i>]	Hispanic		Non-Hispanic	
	Agree	Disagree	Agree	Disagree
The resettling of all the migrants will, in the long-run, benefit the United States	43%	28%	24%	47%
There are too many undocumented migrants coming to my state	43%	27%	63%	13%
My feelings about the migrant issue make it more likely I will vote for Democratic candidates in the next election	42%	33%	32%	46%
I am confident that the Biden administration has a plan to effectively deal with the undocumented migrant issue	36%	40%	29%	52%
Government benefits like healthcare should be provided to undocumented immigrants free of cost	35%	44%	16%	67%
I support the way the Biden Administration is managing the southern border	35%	42%	23%	57%
Undocumented immigrants arriving across the southern border should be transported by the government throughout the United States	34%	41%	21%	52%
I support the way my state and local officials are handling the migrant issue	32%	31%	26%	35%

5 pt Scale: Agree = 4,5, Disagree = 1,2, Neutral = 3 (not reported), No opinion = 0 (Not reported)

Agree and Disagree above will not sum to 100%

Among likely voters 18+

Source: Univision political tracker in collaboration with Media Predict as of June 2024

CLIMATE CHANGE & ENERGY POLICY

Climate Change & Energy Policy

How much do you agree or disagree with the following statements? [<i>Climate Change & Energy Policy</i>]	Hispanic		Non-Hispanic	
	Agree	Disagree	Agree	Disagree
Climate change is a result of human activity	62%	19%	59%	21%
Governments should create policies that encourage oil and gas production in the U.S.	58%	18%	66%	15%
Climate change is a very big threat to the planet	58%	27%	55%	26%
Government regulation and action on climate change is hurting the economy	54%	18%	50%	23%
Action should be taken on climate change even if it means significant restrictions on my use of cars, trucks, and planes	44%	31%	33%	41%
The United States should eliminate fossil fuels as a source of energy for its electric power grid	44%	31%	29%	41%
Action should be taken on climate change even if it means a significant increase in my taxes or in my gas and electricity expenses	40%	36%	28%	50%

5 pt Scale: Agree = 4,5, Disagree = 1,2, Neutral = 3 (not reported), No opinion = 0 (Not reported)

Agree and Disagree above will not sum to 100%

Among likely voters 18+

Source: Univision political tracker in collaboration with Media Predict as of June 2024

GOVERNMENT

Government

How much do you agree or disagree with the following statements? [Government]	Hispanic		Non-Hispanic	
	Agree	Disagree	Agree	Disagree
The federal government of the United States has become too intrusive in the lives of Americans	62%	15%	64%	13%
The federal government of the United States is too big and powerful	61%	15%	56%	17%
The FBI has become politicized in its investigations	59%	13%	59%	15%
The United States Justice Department has become politicized in its prosecutions	58%	11%	58%	17%
I want the next president to shrink the size of the federal government	54%	18%	50%	20%
The voting in the 2020 election was free and fair and the vote-counting was done accurately	48%	32%	51%	33%
I am confident that Social Security and Medicare benefits, that are similar to those of current retirees, will be available in the future to younger generations	40%	43%	32%	44%

5 pt Scale: Agree = 4,5, Disagree = 1,2, Neutral = 3 (not reported), No opinion = 0 (Not reported)

Agree and Disagree above will not sum to 100%

Among likely voters 18+

Source: Univision political tracker in collaboration with Media Predict as of June 2024

GOVERNMENT POLICY

Government Policy

How much do you agree or disagree with the following statements? [Government Policy]	Hispanic		Non-Hispanic	
	Agree	Disagree	Agree	Disagree
I think that the United States government should provide expanded benefits and entitlements to Americans	65%	9%	57%	16%
China represents the most serious economic and geo-political threat to the United States	60%	12%	67%	10%
The U.S. government should spend less money supporting the war in Ukraine	58%	20%	55%	23%
I support the Biden Administration's efforts to forgive student loans	55%	27%	38%	48%
I think that the United States spends too much on defense and the military	48%	25%	28%	46%
Student loans should not be forgiven and paid for by taxpayers	44%	31%	52%	32%
Iran is the primary destabilizing force in the Middle East	43%	15%	50%	12%
The government should ban social media, like Facebook and TikTok, from being used by children	40%	30%	39%	35%
The age required to collect full Social Security benefits will need to be raised in order to keep the program from running out of money	37%	30%	40%	31%
The United State should increase the amount of military aid it sends to Israel	36%	37%	29%	42%
Growth in spending on entitlements, like Social Security and Medicaid, needs to be reduced	30%	36%	20%	51%
I support the way the Biden Administration is dealing with the Israel-Hamas war	28%	39%	26%	50%

5 pt Scale: Agree = 4,5, Disagree = 1,2, Neutral = 3 (not reported), No opinion = 0 (Not reported)

Agree and Disagree above will not sum to 100%

Among likely voters 18+

Source: Univision political tracker in collaboration with Media Predict as of June 2024

TECHNOLOGY

Technology

How much do you agree or disagree with the following statements? [Technology]	Hispanic		Non-Hispanic	
	Agree	Disagree	Agree	Disagree
Artificial Intelligence (AI) technology will be used to create a significant amount of misleading and deceptive information, pictures and video that will be hard to identify as fake	71%	7%	72%	8%
Artificial Intelligence (AI) technology will eliminate more jobs than it creates	61%	12%	59%	15%
Social media, like Facebook and TikTok, does more harm than good	48%	23%	46%	29%
Artificial Intelligence (AI) technology should be heavily regulated by the federal government	48%	20%	58%	16%

5 pt Scale: Agree = 4,5, Disagree = 1,2, Neutral = 3 (not reported), No opinion = 0 (Not reported)

Agree and Disagree above will not sum to 100%

Among likely voters 18+

Source: Univision political tracker in collaboration with Media Predict as of June 2024

EDUCATION

Education

How much do you agree or disagree with the following statements? [Education]	Hispanic		Non-Hispanic	
	Agree	Disagree	Agree	Disagree
Parents should be allowed to know what is being taught in the public schools that their children attend	79%	4%	84%	4%
College is no longer worth the cost for most students	66%	12%	68%	14%
Parents should have a say in what is taught to their children in public schools	65%	15%	69%	13%
All parents should have publicly-funded options, beyond traditional public schools, to educate their children	65%	10%	58%	13%
More emphasis should be placed on trade schools	61%	7%	70%	5%
The public schools in my neighborhood are good	40%	35%	32%	38%
The federal government's Department of Education should be eliminated	34%	34%	33%	36%
The public school system is working well in my state	31%	44%	21%	51%
Public schools where I live are better than they were before the pandemic	31%	34%	17%	48%
Colleges and universities should be allowed to use race in admissions decisions	25%	49%	18%	64%


5 pt Scale: Agree = 4,5, Disagree = 1,2, Neutral = 3 (not reported), No opinion = 0 (Not reported)

Agree and Disagree above will not sum to 100%

Among likely voters 18+

Source: Univision political tracker in collaboration with Media Predict as of June 2024

Information Sources & Language Preferences



YouTube, Local TV & National TV Most Heavily Used Political Information Sources by Hispanics

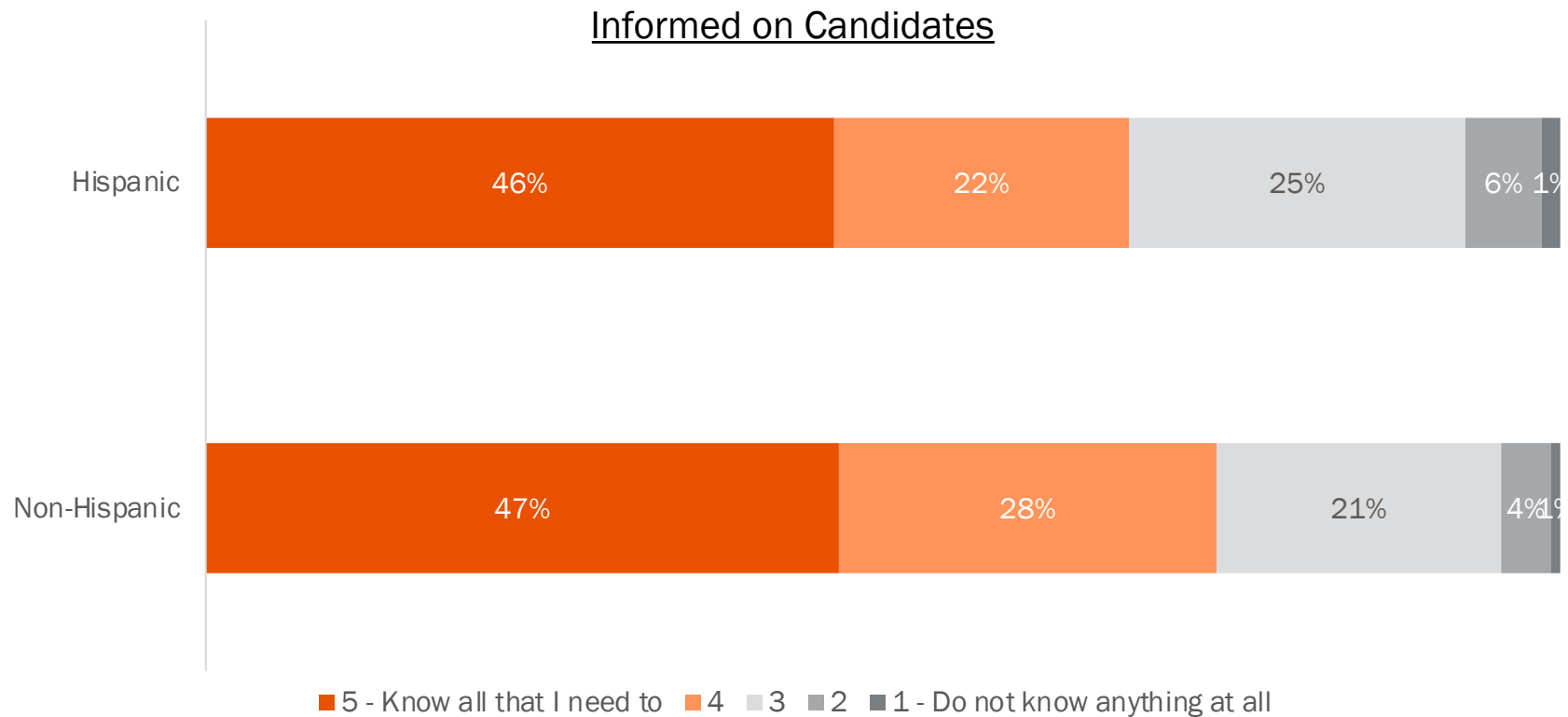
Which of the following sources are you currently using to follow developing political issues? Select all that apply.

Information Sources

	Hispanic	Non-Hispanic		Hispanic	Non-Hispanic
YouTube	56%	36%	TikTok	27%	19%
Local Television	42%	54%	Newspapers	20%	21%
National Television (like network programs or cable news)	37%	54%	Radio	20%	17%
Instagram	34%	25%	Debates	15%	15%
Friends	33%	24%	Snapchat	11%	6%
Podcasts	33%	17%	Religious organization/Church	8%	5%
X, formerly known as Twitter	31%	20%	School	7%	4%
Facebook	31%	29%	Community organization	6%	4%
Family	30%	25%	Magazines	5%	8%
Online publications	27%	21%	None of these	4%	4%

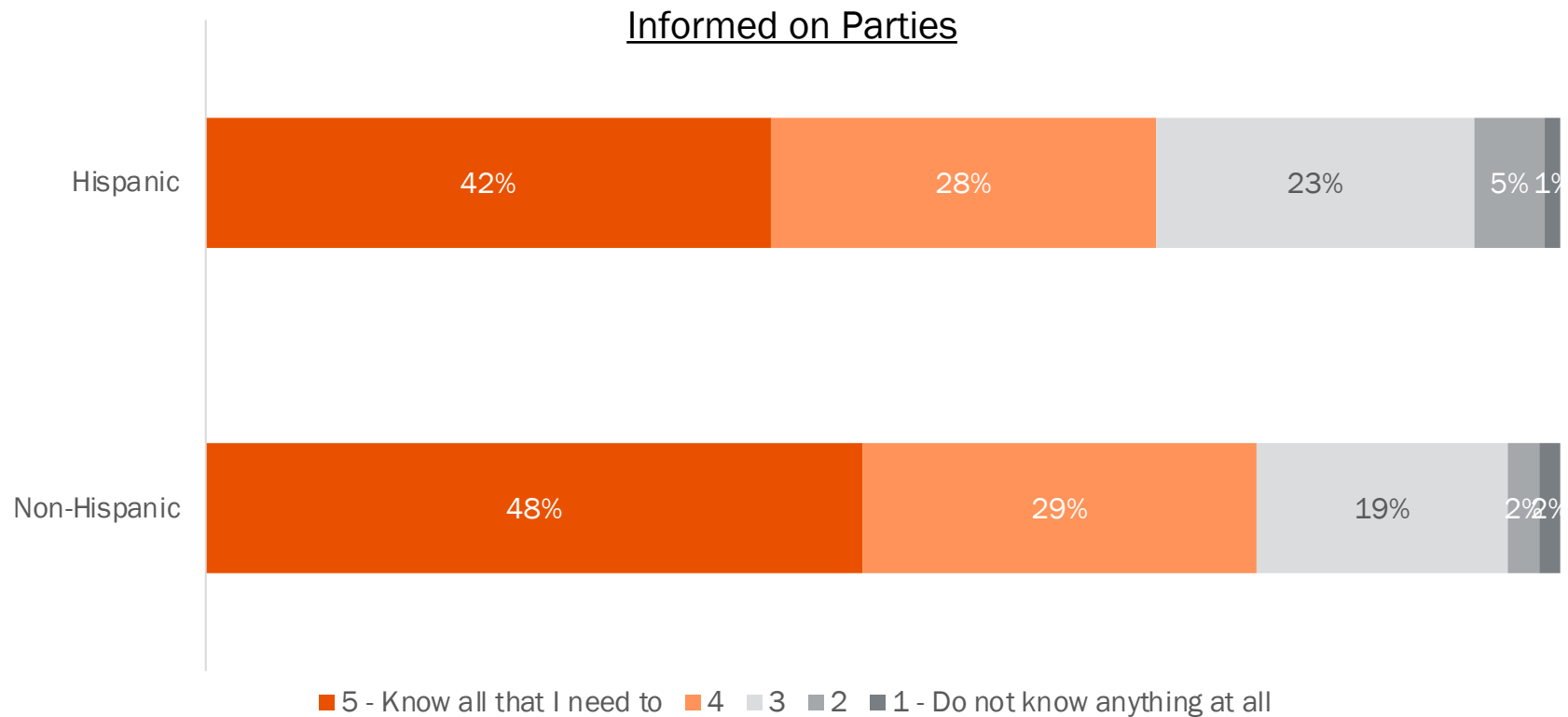
54% of Hispanics Need More Information About the Candidates & Their Positions on the Issues

Do you think that you know enough now about the candidates and their positions on the issues most important to you to confidently make a voting decision?



58% of Hispanics Don't Have All the Party Information They Need to Make Voting Decision

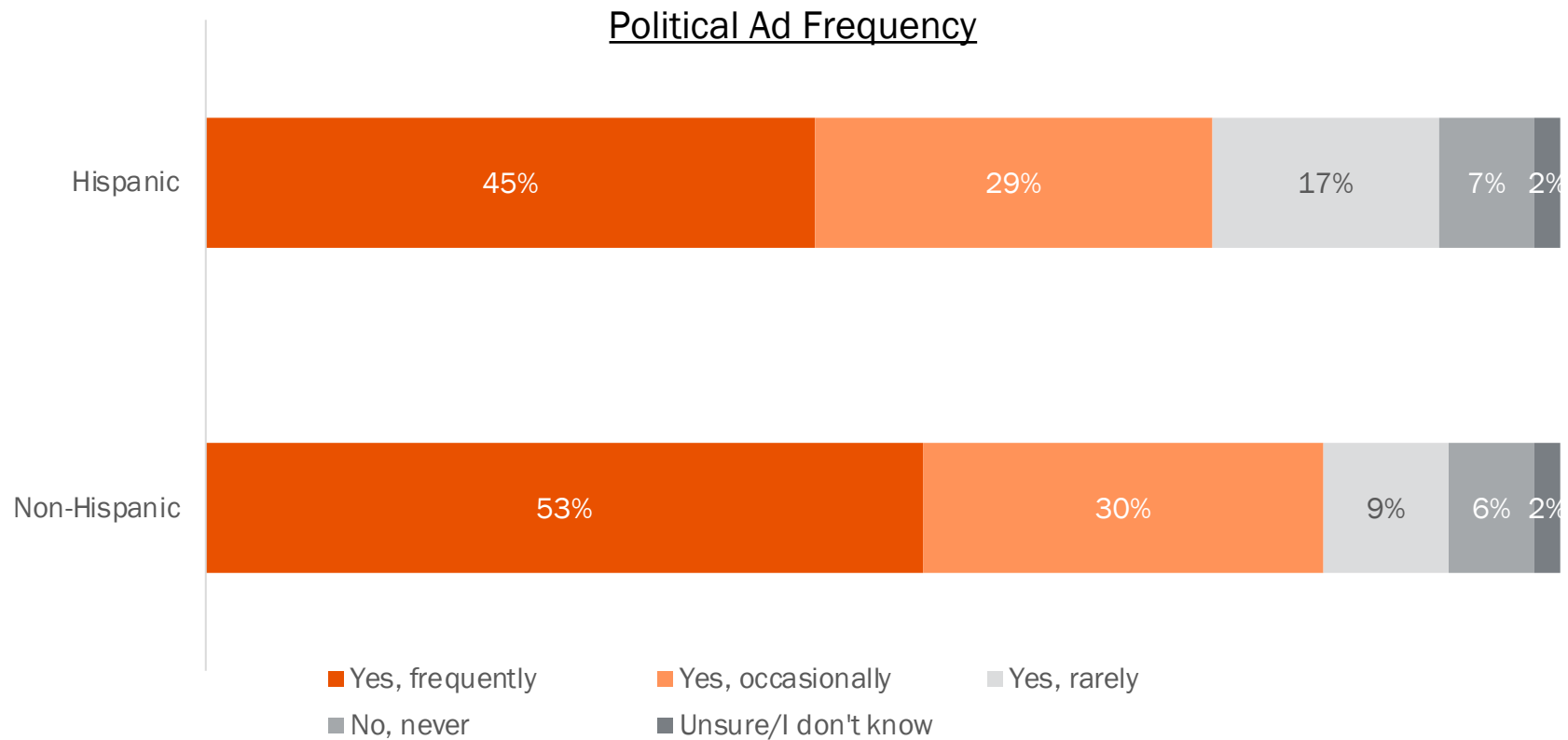
Do you think that you know enough now about where the political parties stand on the issues most important to you to confidently make a voting decision?



Among likely voters 18+
Source: Univision political tracker in collaboration with Media Predict as of June 2024

53% of Hispanics Occasionally, Rarely or Never See Political Ads

In the last 30 days, have you heard or seen any ads from political candidates or their campaigns in an effort to win your vote?





Messaging in Spanish is **Powerful** and **Connects**

77%

OF HISPANICS AGREE

I **appreciate when candidates advertise in Spanish** in trying to win my vote

63%

OF HISPANICS AGREE


Political parties and candidates who advertise in Spanish are **showing me they want my vote**

59%

OF HISPANICS AGREE

When a political party or candidate communicates with me in Spanish, it suggests that **they are truly interested in Hispanics and our community**

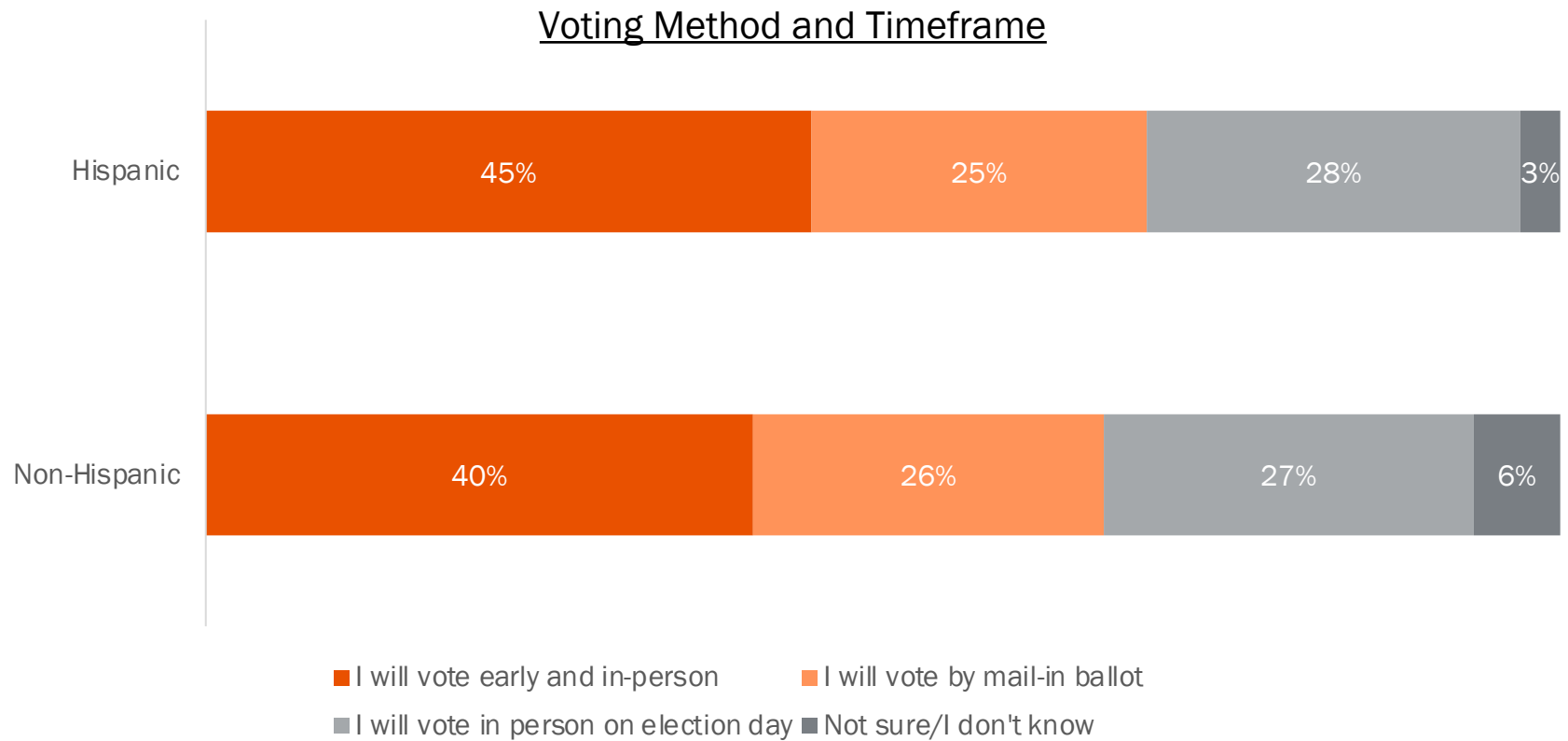
Voting & Campaign Information



Voting Method and Timeframe

- HISPANICS MORE LIKELY THAN NON-HISPANICS TO VOTE EARLY AND IN PERSON

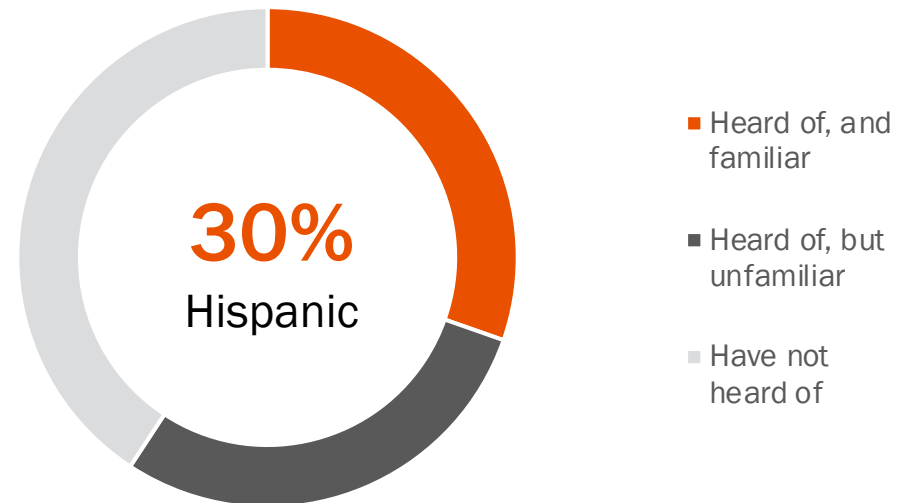
How do you plan to vote in the General election?



Vota Conmigo Familiarity

How familiar or unfamiliar are you with the “Vota Conmigo” campaign?

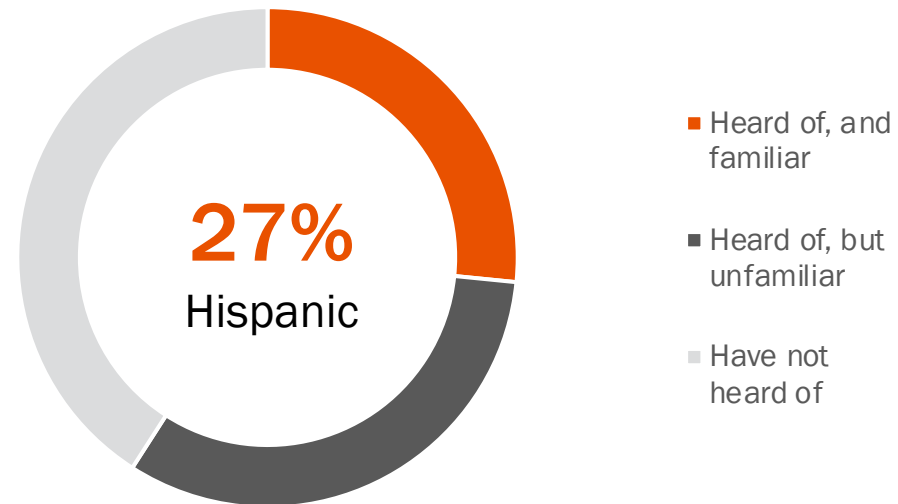
Vota Conmigo Familiarity



Poder Latino Familiarity

How familiar or unfamiliar are you with the “Poder Latino” campaign?

Poder Latino Familiarity





Gracias

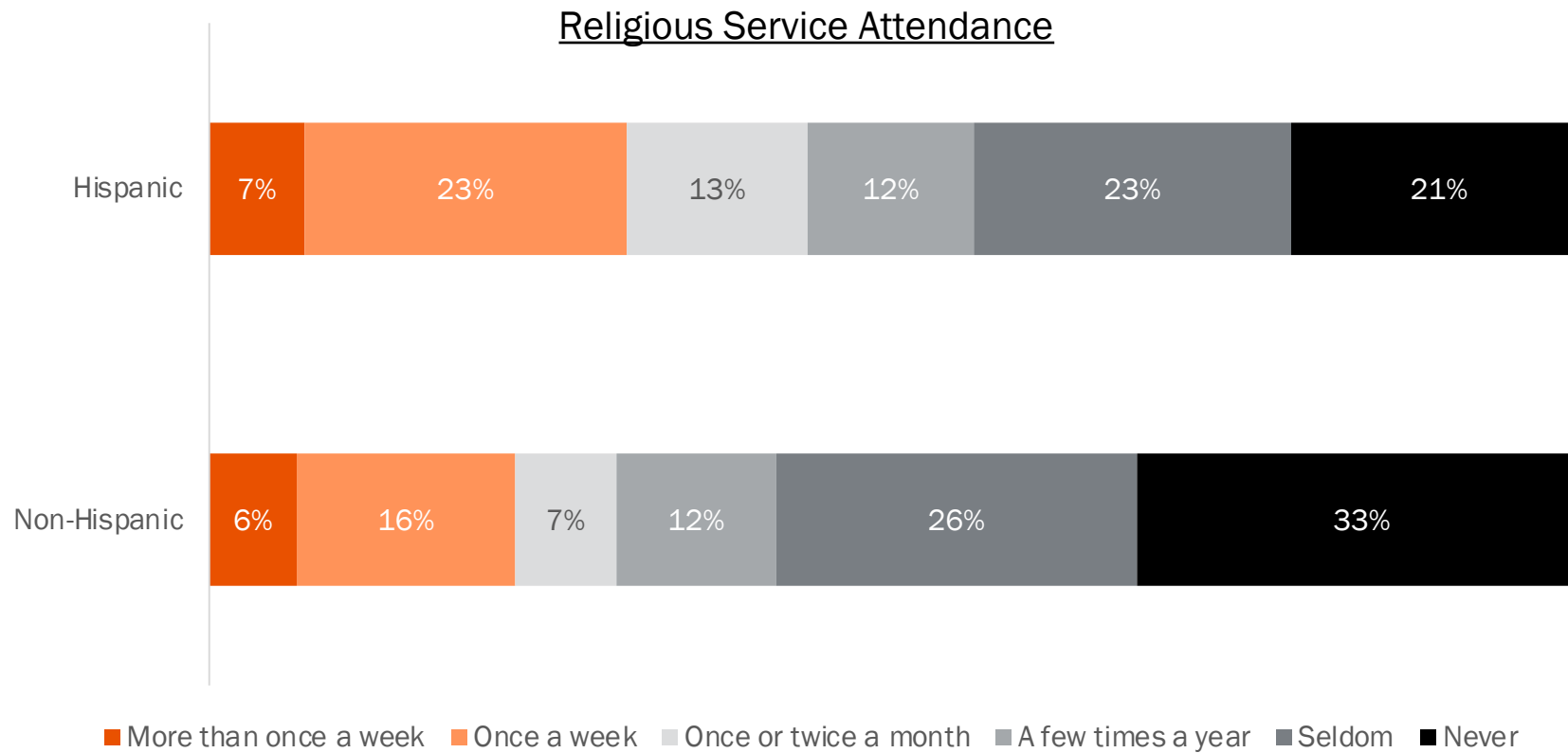
Televisa
Univision

Consumer
Strategy & Insights

APPENDIX

Religious Service Attendance

Aside from weddings and funerals, how often would you say that you attend religious services?



Political Campaigning

How much do you agree or disagree with the following statements? [Political Campaigning]	Hispanic		Non-Hispanic	
	Agree	Disagree	Agree	Disagree
I feel that candidates and their campaigns are making a strong effort to win my vote	63%	15%	62%	14%
I appreciate being personally contacted, by phone or by knocking at my door by a political party, candidate or organization that is looking to influence my vote	37%	39%	18%	67%

5 pt Scale: Agree = 4,5, Disagree = 1,2, Neutral = 3 (not reported), No opinion = 0 (Not reported)

Agree and Disagree above will not sum to 100%

Among likely voters 18+

Source: Univision political tracker in collaboration with Media Predict as of June 2024

Ballot Language Preference

When voting, I prefer to receive a ballot in...

Ballot Language Preference

