

UNIVISION & MEDIA PREDICT

2020 PRESIDENTIAL
ELECTION TRACKER

Texas

September



MP

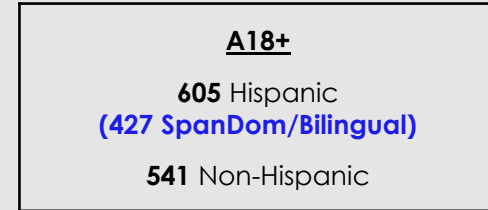


OBJECTIVES

- Measure current landscape of the 2020 candidates for president and other offices
- Assess voter sentiments towards current government officials and bodies
- Understand key issues and their degree of importance as motivators to vote

METHODOLOGY

- Online survey of **1,146** registered voters 18+

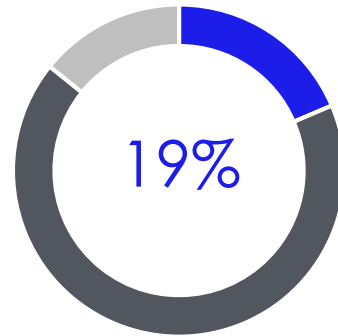


- In field 8/28/2020 – 9/3/2020
- Weighted to the registered voter universe by age, gender, education, and census division.
- **This Report: Hispanic SpanDom/Bilingual vs Non-Hispanic**

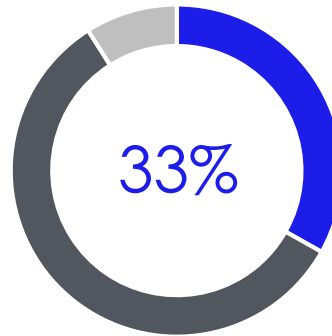
19% OF HISPANICS, 33% NON-HISPANICS FEEL UNITED STATES IS HEADED IN RIGHT DIRECTION

Right Direction or Wrong Track

In general, do you believe that the United States is headed in the right direction, or has gone off on the wrong track?



Hispanics



Non-Hispanics

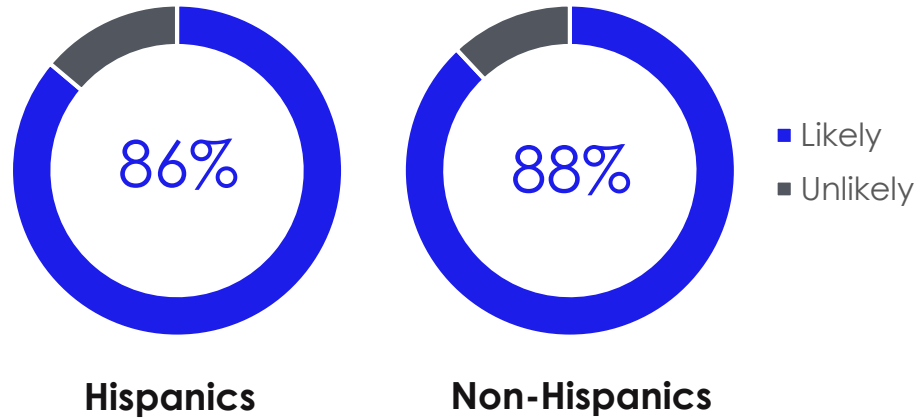
- Right direction
- Wrong track
- Unsure

2020 VOTE

ABOUT 90% ALL RESPONDENTS PLAN TO VOTE IN GENERAL ELECTION

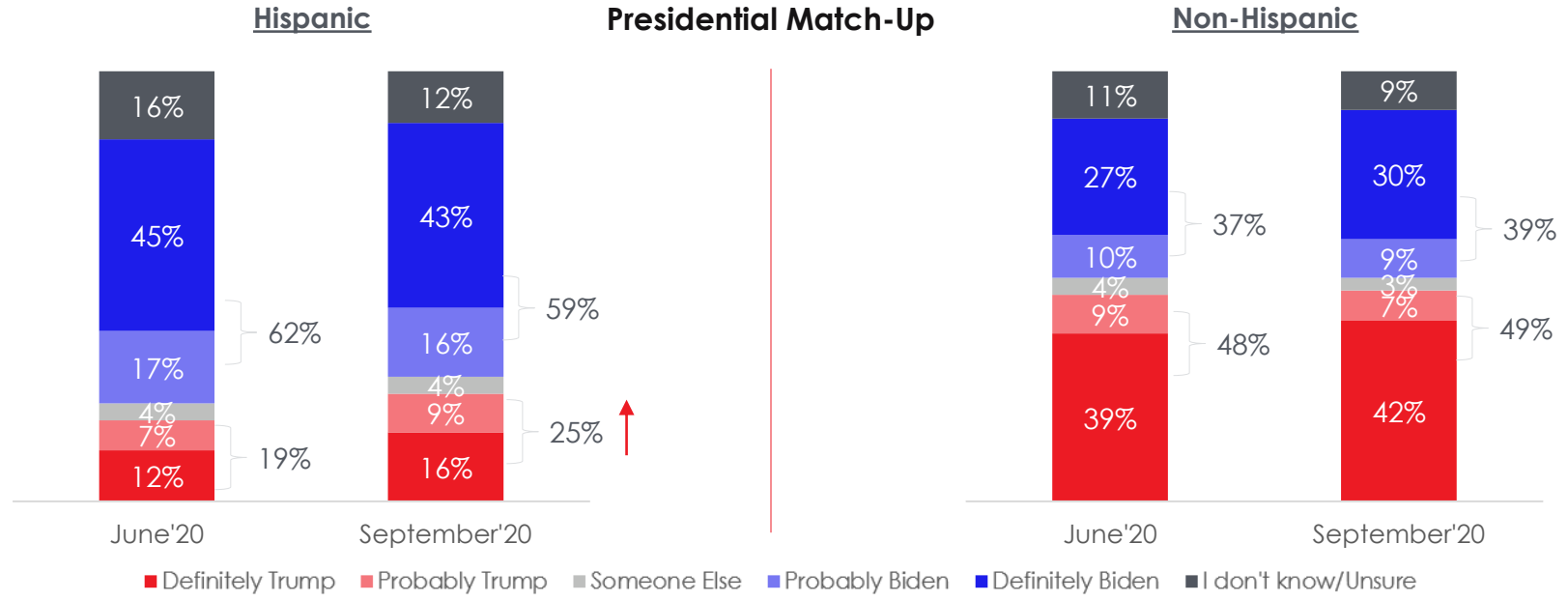
Likelihood to Vote in 2020

On a scale of 1 to 10, how likely or unlikely are you to vote in the 2020 General Election, being held on November 3, 2020?



TOP TWO BOX INTEND TO VOTE: HISPANICS 59% BIDEN, 25% TRUMP NON-HISPANICS 39% BIDEN, 49% TRUMP DON'T KNOW/UNSURE: 12% HISPANIC, 9% NON-HISPANIC

Based on what you know today, do you intend to vote for President Donald Trump, Democratic nominee Joe Biden, or someone else in the coming presidential election?



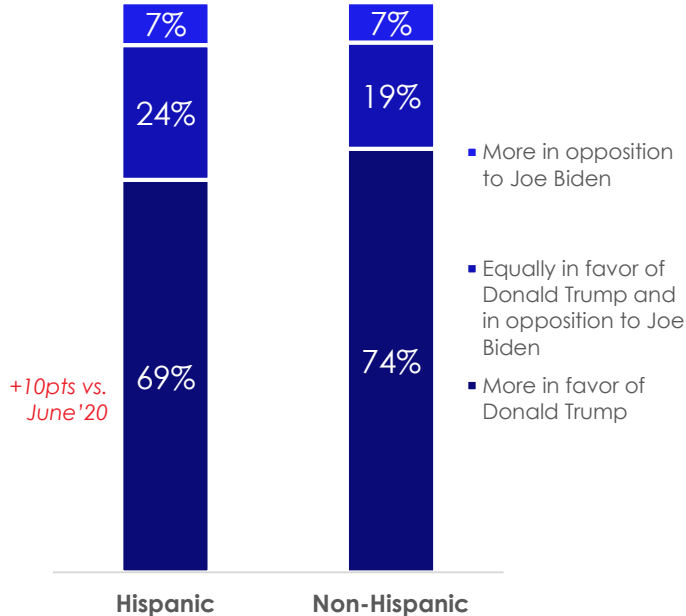
Among registered voters 18+
 Source: Univision political tracker in collaboration with Media Predict as of September 2020

TRUMP VOTERS MORE ENTHUSIASTIC

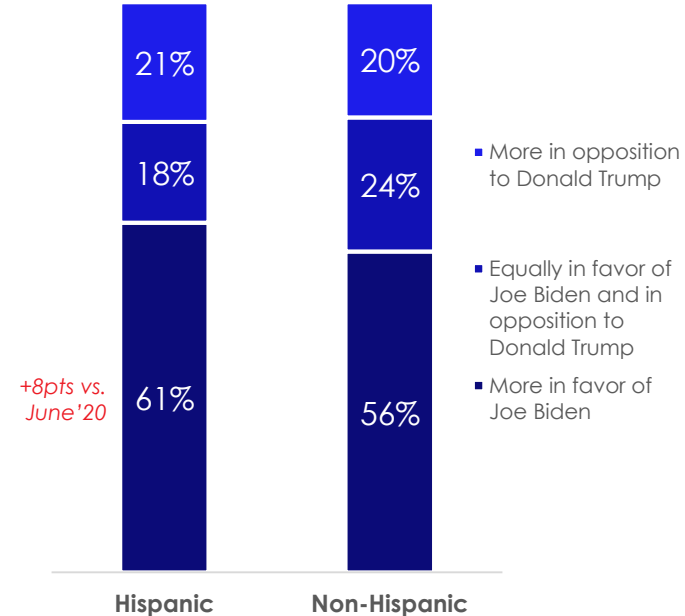
-TRUMP VOTERS: 7% WILL DO SO IN OPPOSITION TO BIDEN; 69% HISPANICS, 74% NON-HISPANICS BECAUSE THEY FAVOR TRUMP

-BIDEN VOTERS: ABOUT 20% WILL DO SO IN OPPOSITION TO TRUMP, 61% HISPANICS, 56% NON-HISPANICS BECAUSE THEY FAVOR BIDEN

Voting Trump: Favor Trump or Oppose Biden



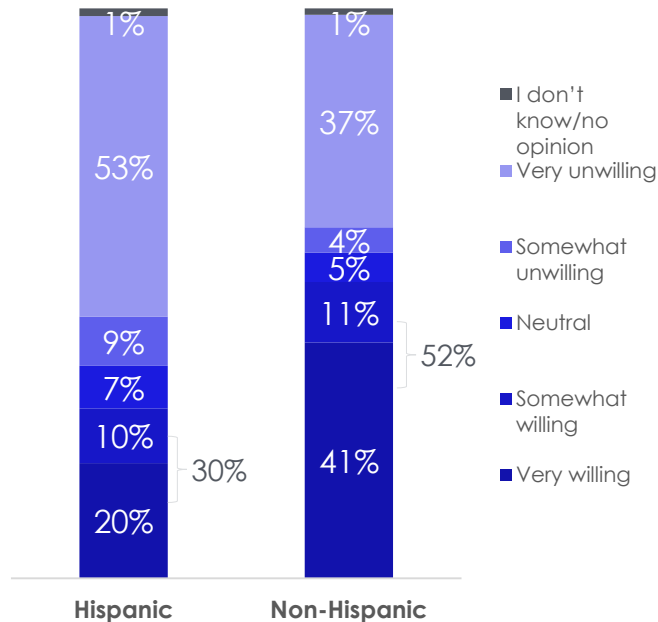
Voting Biden: Favor Biden or Oppose Trump



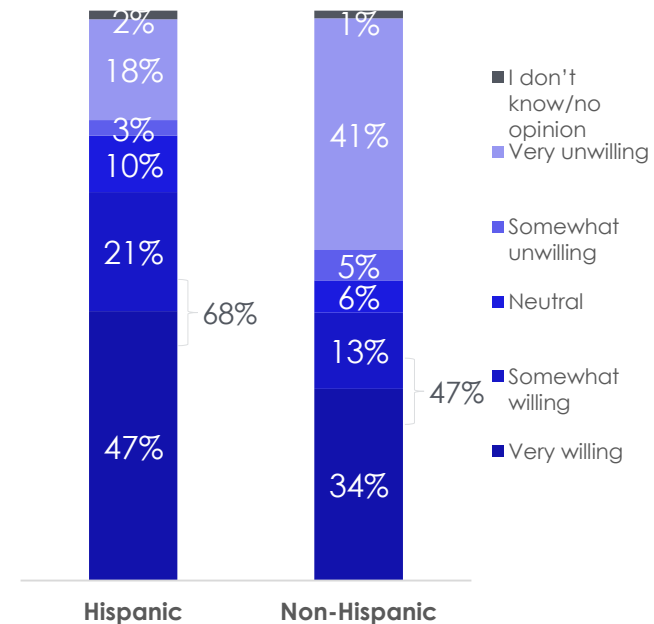
-30% HISPANICS, 52% NON-HISPANICS SOMEWHAT/VERY WILLING TO VOTE FOR TRUMP

-68% HISPANICS, 47% NON-HISPANICS SOMEWHAT/VERY WILLING TO VOTE FOR BIDEN

Willingness to Vote for Trump

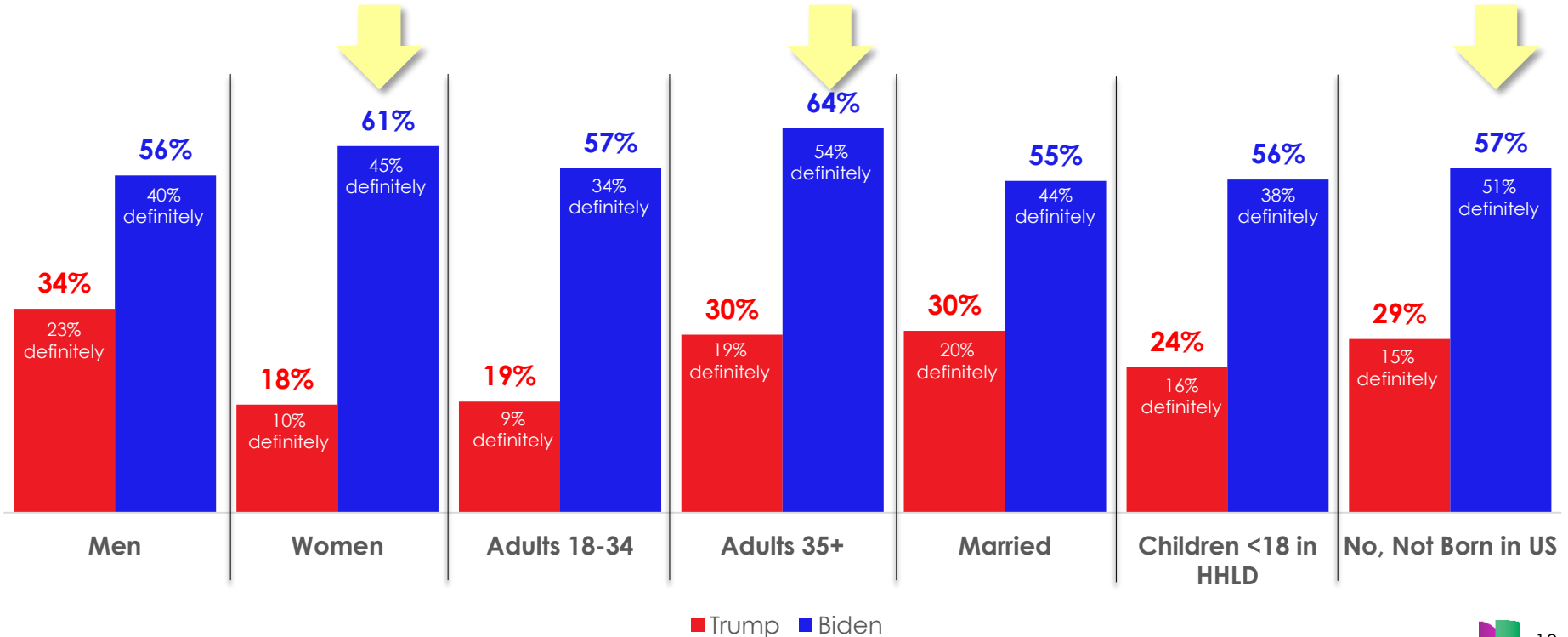


Willingness to Vote for Biden



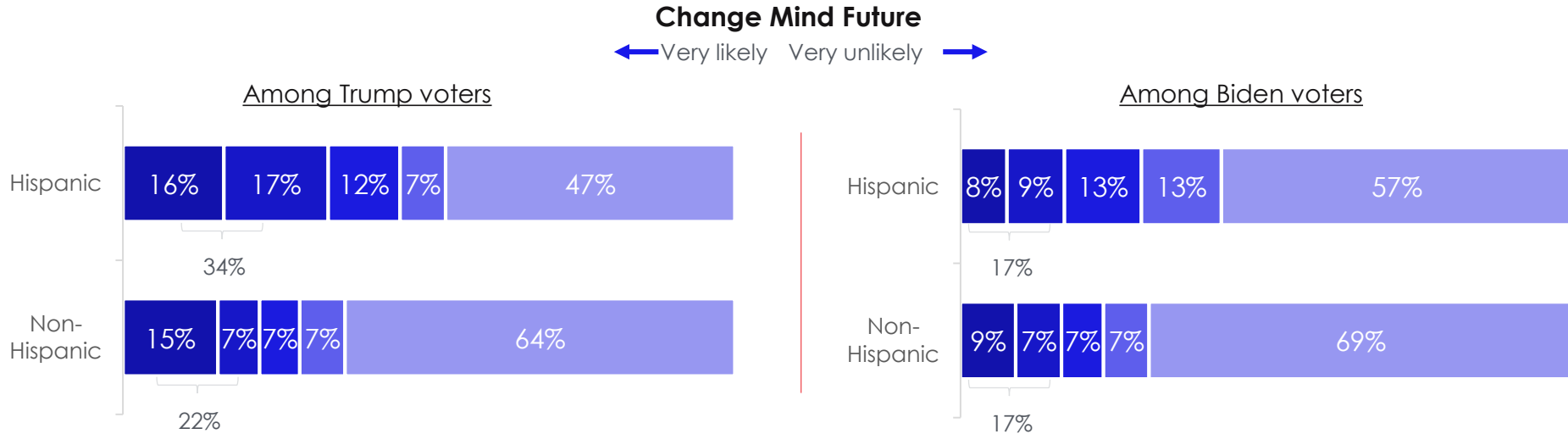
STRONGEST HISPANIC OPPORTUNITIES: TRUMP SUPPORTERS: MEN, 35+, MARRIED BIDEN SUPPORTERS: ADULTS 35+, WOMEN, FOREIGN BORN, ADULTS 18-34

Based on what you know today, do you intend to vote for President Donald Trump, Democratic nominee Joe Biden, or someone else in the coming presidential election?



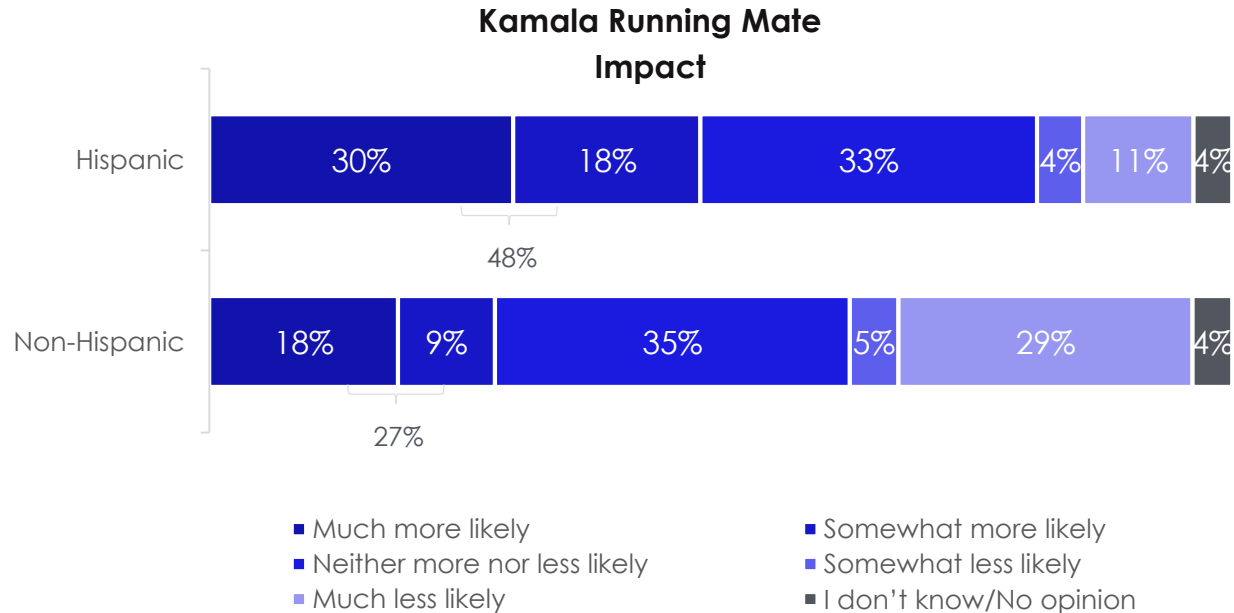
-AMONG TRUMP VOTERS, 34% OF HISPANICS, 22% NON-HISPANICS LIKELY TO CHANGE THEIR MIND ABOUT WHO THEY WILL VOTE FOR
-AMONG BIDEN VOTERS, 17% OF ALL RESPONDENTS LIKELY TO CHANGE THEIR MIND

How likely or unlikely are you to change your mind in the future about who you will vote for in the 2020 Presidential election?



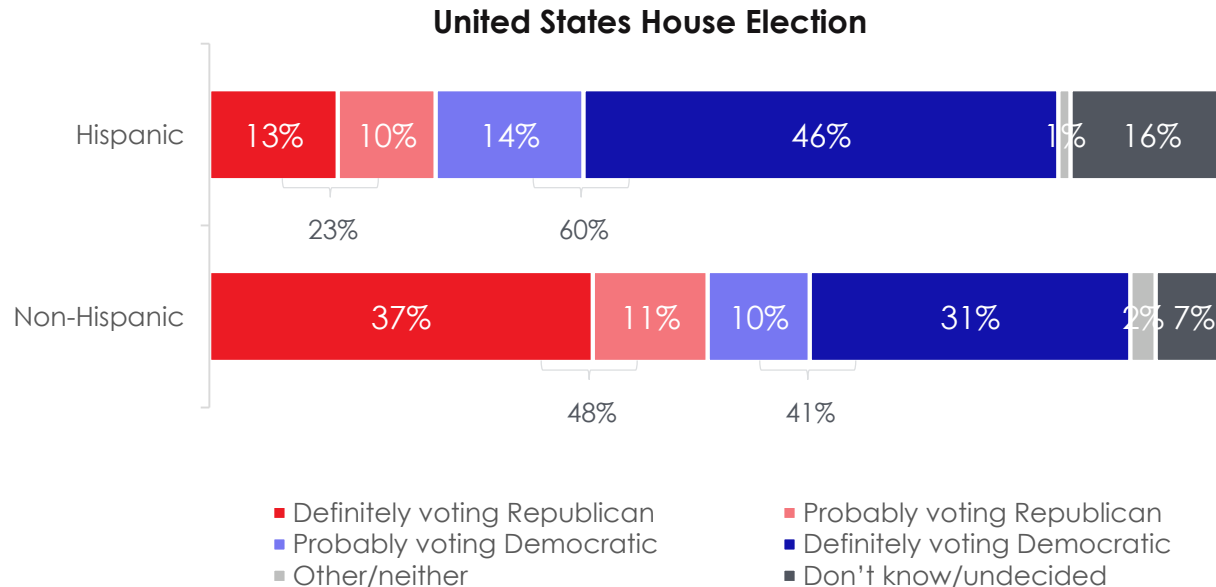
IMPACT OF KAMALA HARRIS TOP TWO BOX: 48% HISPANICS, 27% NON-HISPANICS MORE LIKELY TO VOTE FOR BIDEN

Joe Biden recently selected Kamala Harris to be his Vice Presidential running mate. Does the selection of Harris make you more or less likely to vote for Joe Biden for President?



HOUSE ELECTION PARTY VOTING INTENT TOP TWO BOX:
-HISPANICS 60% DEMOCRATIC, 23% REPUBLICAN
-NON-HISPANICS 41% DEMOCRATIC, 48% REPUBLICAN
-16% HISPANICS, 7% NON-HISPANICS DON'T KNOW/UNDECIDED

If the election for the United States House of Representatives were held today, which party's candidate would you vote for?

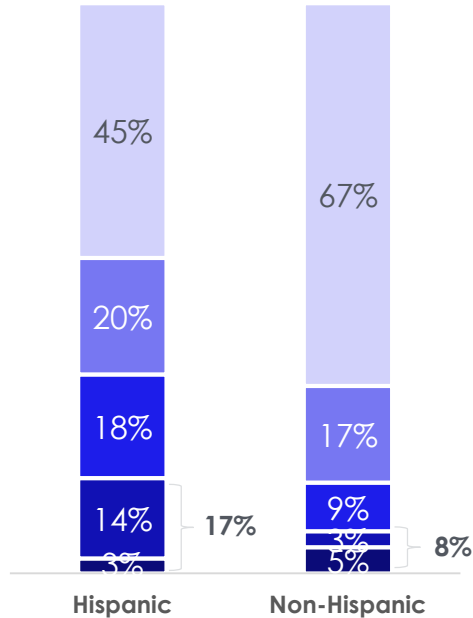


LIKELIHOOD TO VOTE FOR OTHER PARTY TOP TWO BOX:

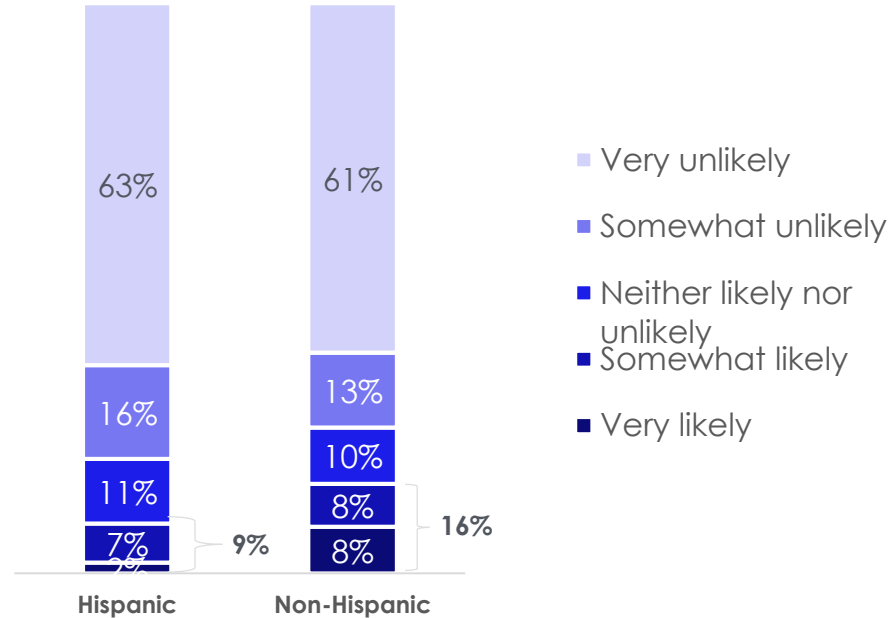
-AMONG REGISTERED REPUBLICANS: 17% HISPANICS, 8% NON-HISPANICS LIKELY TO VOTE FOR DEM CANDIDATE

-AMONG REGISTERED DEMOCRATS: 9% HISPANICS, 16% NON-HISPANICS LIKELY TO VOTE FOR REPUBLICAN CANDIDATE

Likelihood to Vote for Democratic Candidate
Among Republican Voters

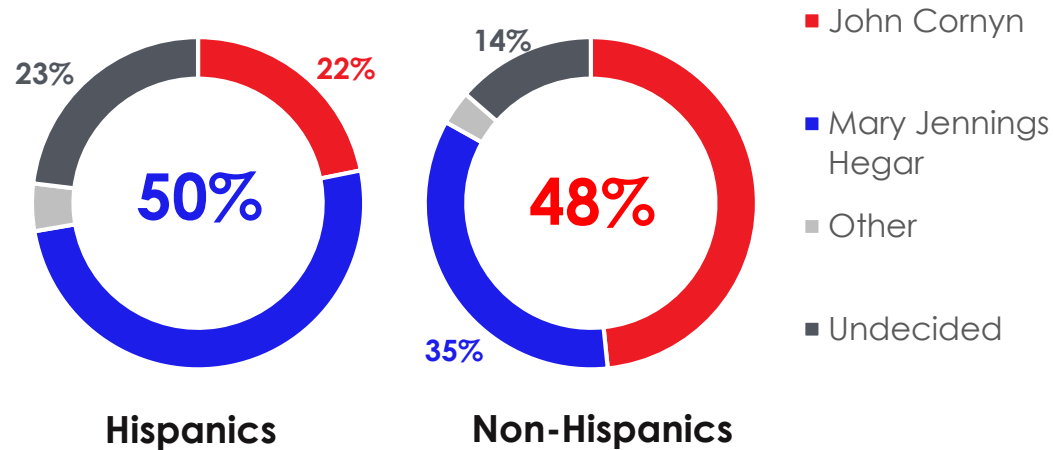


Likelihood to Vote for Republican Candidate
Among Democratic Voters



SENATE RACE:**-AMONG HISPANICS, 50% WOULD VOTE HEGAR, 22% CORNYN****-AMONG NON-HISPANICS, 35% WOULD VOTE HEGAR, 48% CORNYN****-UP FOR GRABS: 23% HISPANICS, 14% NON-HISPANICS UNDECIDED**

If the election for the United States Senate were held today, would you vote for current senator John Cornyn, the Republican, or Mary Jennings Hegar, the Democrat?

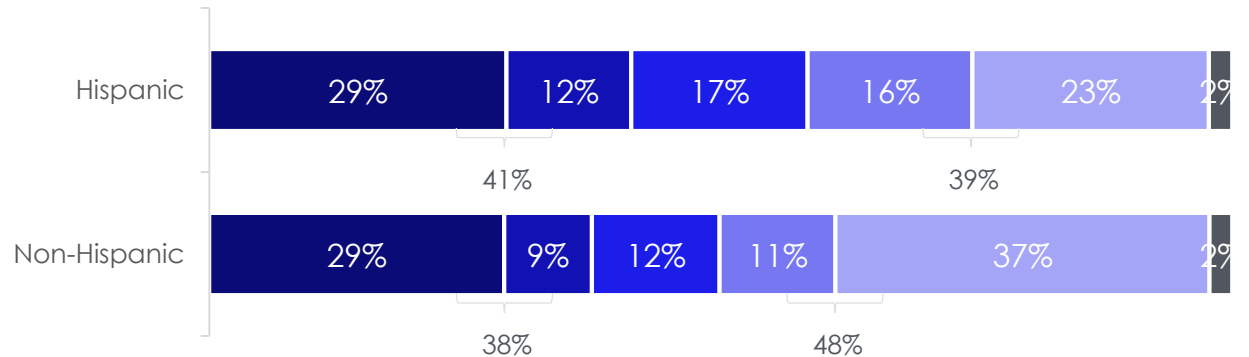
Texas Senate Election

ABOUT 40% OF RESPONDENTS MUCH/SOMEWHAT PREFER TO VOTE BY MAIL IN 2020 PRESIDENTIAL ELECTION

HIGHER PREFERENCE AMONG NON-HISPANICS TO VOTE IN PERSON

Would you prefer to vote by mail, if it is available, or in person in the 2020 Presidential Election?

Voting by Mail Preference



- Would much prefer to vote by mail
- Would somewhat prefer to vote by mail
- No preference
- Would somewhat prefer to vote in person
- Would much prefer to vote in person
- No opinion/I don't know

OVER 50% OF RESPONDENTS SAY VOTING BY MAIL IS EASIER TO DO THAN VOTING IN PERSON; ABOUT 50% FEEL COMFORTABLE DOING SO

-ABOUT 50% VOTERS AGREE VOTING BY MAIL IS MORE PRONE TO ABUSE AND FRAUD AND INCREASES CHANCE THAT VOTE WON'T BE COUNTED

-ALL DISAGREE THAT STATE AND LOCAL GOVERNMENTS SHOULD MAIL BALLOTS TO EVERYONE ON THE VOTER LIST EVEN IF SOME OF THE ADDRESSES ARE NOT UP TO DATE OR SOME OF THE PEOPLE ON THE LIST NO LONGER LIVE IN THE JURISDICTION COVERED BY THE VOTER LIST (GREATER DISAGREE AMONG NON-HISPANICS)

How much do you agree or disagree with each of the following statements? **[Mail-In Voting]**

Statement	Hispanic		Non-Hispanic	
	Agree	Disagree	Agree	Disagree
Voting by mail is easier to do than voting in person	53%	17%	57%	17%
I feel comfortable voting by mail	51%	27%	49%	35%
You should have to request a mail-in ballot from your state or local government in order to be able to vote by mail.	51%	16%	59%	16%
Voting by mail is more prone to abuse and fraud than voting in person	51%	25%	51%	28%
Voting by mail increases the chance that my vote will not be counted	47%	26%	50%	26%
My State and local governments should mail ballots to everyone on the voter list even if they aren't requested.	41%	33%	32%	44%
My State and local governments should mail ballots to everyone on the voter list even if some of the addresses are not up to date or some of the people on the list no longer live in the jurisdiction covered by the voter list.	31%	37%	23%	53%

5 pt Scale: Agree = 4.5, Disagree = 1.2, Neutral = 3 (not reported), No opinion = 0 (Not reported)

Agree and Disagree above will not sum to 100%

Among registered voters 18+

Source: Univision political tracker in collaboration with Media Predict as of September 2020



NET FAV/JOB APPROVAL

NET FAV:**-AMONG HISPANICS: HEGAR, BIDEN, DEMOCRATIC PARTY HIGHEST; TRUMP LOWEST****-AMONG NON-HISPANICS: ABBOTT, CORNYN, REPUBLICAN PARTY HIGHEST; PELOSI LOWEST***For each candidate listed below, please indicate if you have a favorable or unfavorable opinion of them.*

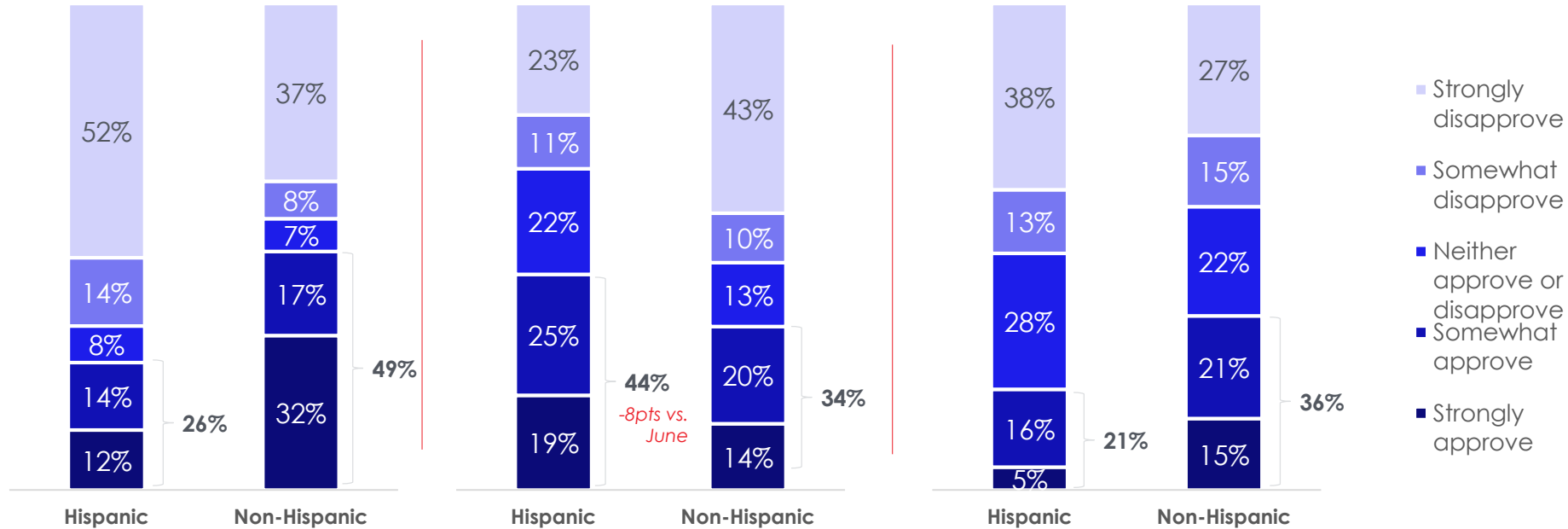
	Hispanic	Non-Hispanic
	Sept 2020	Sept 2020
Mary Jennings Hegar	47%	14%
Joe Biden	44%	-3%
The Democratic Party	40%	-3%
Black Lives Matter	39%	7%
Kamala Harris	35%	-3%
Nancy Pelosi	19%	-17%
Chuck Schumer	8%	-9%
Greg Abbott	5%	32%
John Cornyn	1%	22%
Mitch McConnell	-23%	-2%
Mike Pence	-29%	14%
The Republican Party	-29%	15%
Donald Trump	-34%	7%

JOB APPROVAL TOP TWO BOX:
TRUMP: HISPANICS 26%, NON-HISPANICS 49%
PELOSI: HISPANICS 44%, NON-HISPANICS 34%
MCCONNELL: HISPANICS 21%, NON-HISPANICS 36%

Donald Trump Job Approval

Nancy Pelosi Job Approval

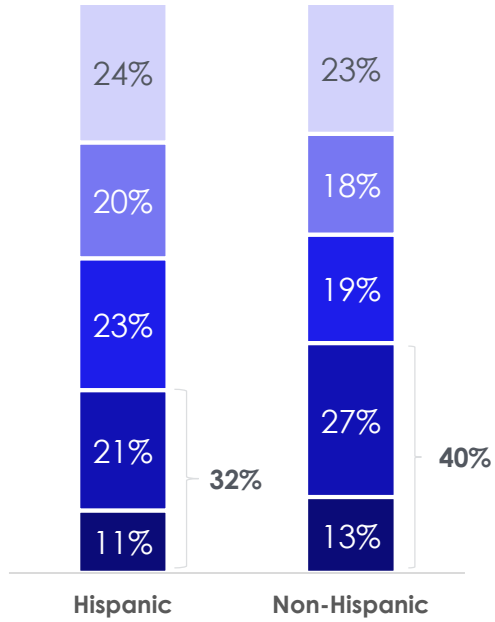
Mitch McConnell Job Approval



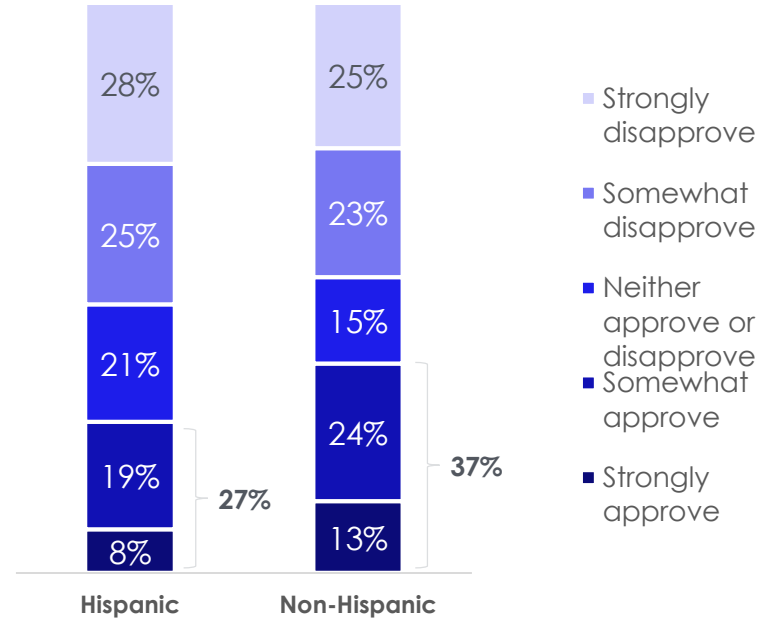
JOB APPROVAL TOP TWO BOX:

HOUSE: 32% HISPANICS, 40% NON-HISPANICS
 SENATE: 27% HISPANICS, 37% NON-HISPANICS

U.S. House of Representatives Job Approval

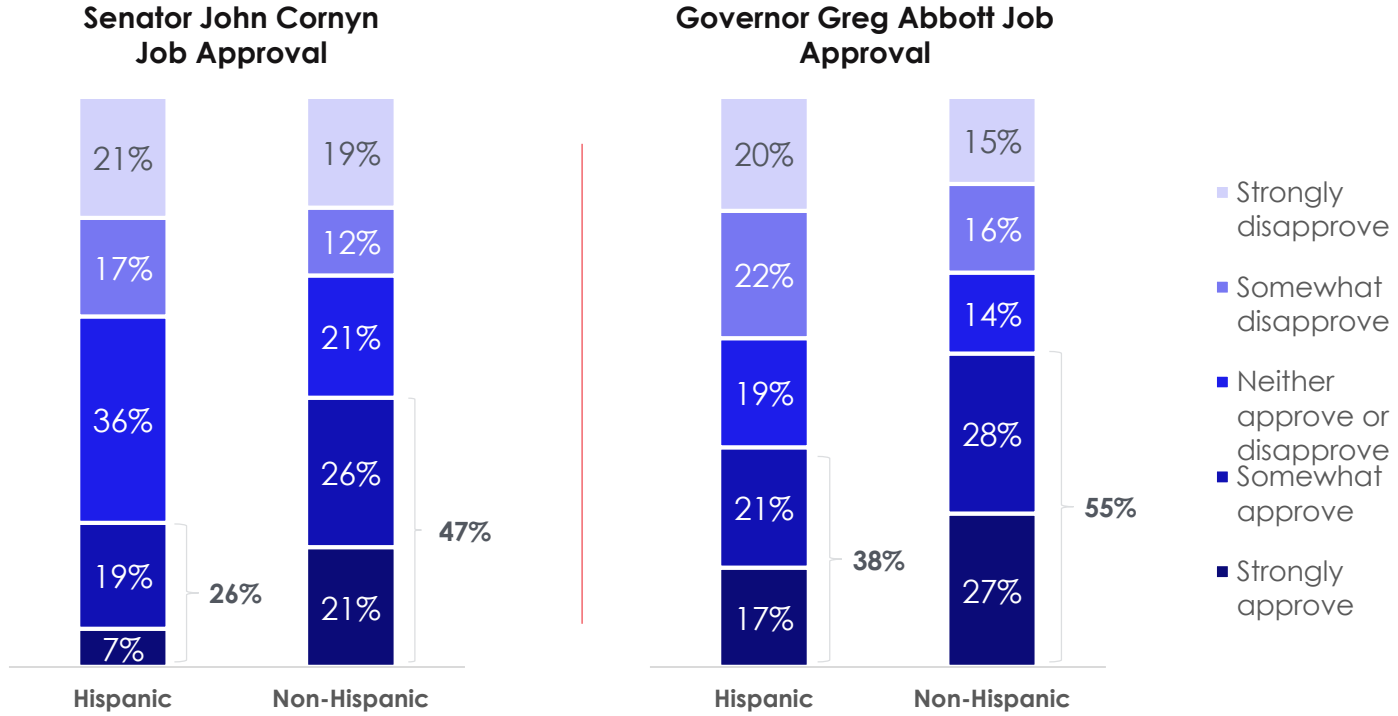


U.S. Senate Job Approval



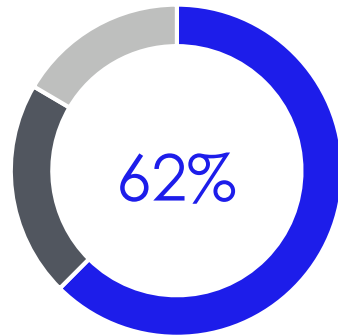
- Strongly disapprove
- Somewhat disapprove
- Neither approve or disapprove
- Somewhat approve
- Strongly approve

JOB APPROVAL TOP TWO BOX: CORNYN: 26% HISPANICS, 47% NON-HISPANICS ABBOTT: 38% HISPANICS, 55% NON-HISPANICS

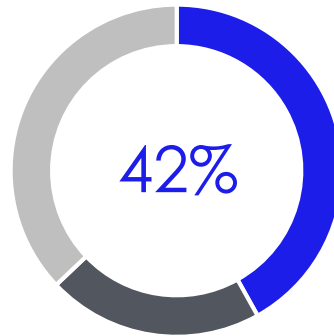


62% HISPANICS, 42% NON-HISPANICS DON'T SUPPORT TRUMP'S POLICIES OR LEADERSHIP STYLE

Trump Policy and Style Opinion



Hispanics



Non-Hispanics

- I don't support Donald Trump's policies or leadership style
- I support Donald Trump's policies but dislike his leadership style
- I support Donald Trump's policies and like his leadership style

THE ISSUES

TOP ISSUES AMONG ALL RESPONDENTS: CORONAVIRUS, HEALTHCARE, IMPACT OF CORONAVIRUS ON ECONOMY, ECONOMY/JOB

COST OF LIVING, RACE RELATIONS, GUN CONTROL, POLICE REFORM, IMMIGRATION REFORM, CLIMATE CHANGE OF GREATER IMPORTANCE TO HISPANICS

How important are each of the following issues to you?

Issue Importance TopBox

	Hispanic (Top Box)	Non- Hispanic (Top Box)
Coronavirus / COVID - 19	75%	64%
Healthcare	73%	62%
Impact of the coronavirus on the economy	70%	62%
Economy / Jobs	69%	66%
Cost of Living	68%	57%
Crime and public safety	65%	59%
Education	64%	55%
Social Security / Medicare	61%	62%
National security / Terrorism	58%	55%
Race Relations	56%	40%
Entitlements / social services reform (Medicare, Welfare, etc.)	55%	48%
Gun control	54%	42%

	Hispanic (Top Box)	Non- Hispanic (Top Box)
Taxes	53%	50%
Police Reform	50%	37%
Immigration reform	49%	38%
Climate Change	48%	38%
Military / Veterans	47%	52%
The National Debt	45%	39%
Second amendment rights	44%	46%
Border security	39%	46%
Social issues like abortion or LGBTQ rights	36%	31%
Infrastructure investment	33%	32%
Foreign Policy/International Trade	33%	36%

KEY ISSUES FOR LIKELY TRUMP VOTERS: ECONOMY/JOB, NATIONAL SECURITY/TERRORISM, IMPACT OF CORONAVIRUS ON ECONOMY

KEY ISSUES FOR LIKELY BIDEN VOTERS: CORONAVIRUS, HEALTHCARE, EDUCATION, ECONOMY/JOB

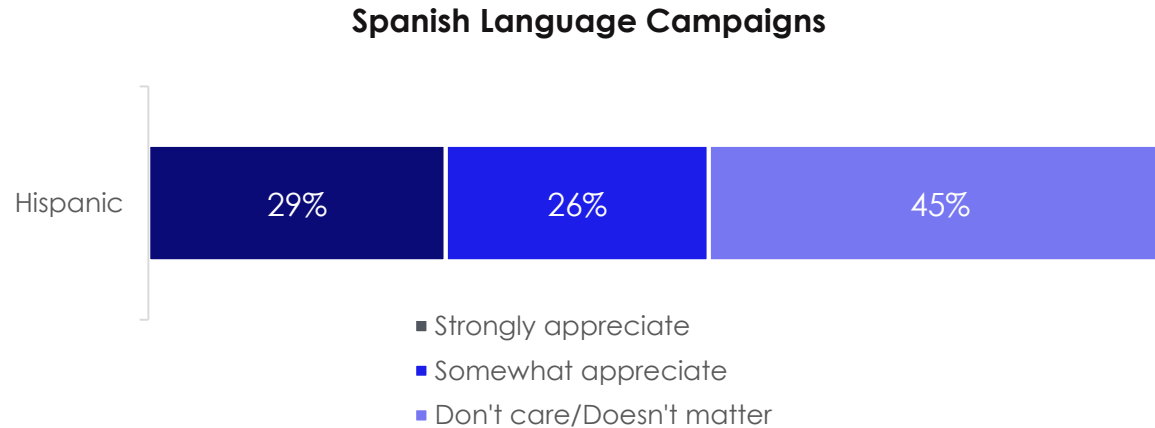
Top 10 issues among definitely/probably <u>Trump</u> voters	% Hispanic Top Box
Economy/Jobs	72%
National security/Terrorism	66%
Crime and public safety	61%
Impact of the coronavirus on the economy	60%
Healthcare	59%
Coronavirus/COVID-19	57%
Taxes	53%
Military/Veterans	52%
Border Security	51%
Cost of Living	51%

Top 10 issues among definitely/probably <u>Biden</u> voters	% Hispanic Top Box
Coronavirus/COVID-19	84%
Healthcare	77%
Cost of Living	75%
Impact of the coronavirus on the economy	74%
Education	69%
Economy/Jobs	69%
Crime and public safety	67%
Race Relations	67%
Social Security/Medicare	66%
Gun Control	66%

THE IMPORTANCE OF SPANISH LANGUAGE

ALMOST 60% OF HISPANICS STRONGLY/SOMEWHAT APPRECIATE CANDIDATES WHO ADVERTISE IN SPANISH

When you follow a political campaign for President, Congress, Senate or Governor, do you appreciate when candidates advertise in Spanish in trying to win your vote?



**COMMUNICATING IN SPANISH:
 -59% OF HISPANICS AGREE POLITICAL PARTIES/CANDIDATES WHO ADVERTISE IN
 SPANISH WANT THEIR VOTE
 -44% AGREE IT SHOWS THEM CANDIDATES ARE TRULY INTERESTED IN HISPANICS AND
 THEIR COMMUNITY**

How much do you agree or disagree with each of the following statements? [Spanish Language Campaigns]

Statement	Hispanic	
	Agree	Disagree
Political parties and candidates who advertise in Spanish are showing me they want my vote.	59%	10%
When a political party or candidate communicates with me in Spanish, it suggests that they are truly interested in Hispanics and our community.	44%	21%

5 pt Scale: Agree = 4,5, Disagree = 1,2, Neutral = 3 (not reported), No opinion = 0 (Not reported)

Agree and Disagree above will not sum to 100%

Among registered voters 18+

Source: Univision political tracker in collaboration with Media Predict as of June 2020



CORONAVIRUS

- HANDLING APPROVAL**
- EFFECTS ON JOBS**
- SCHOOL REOPENING**

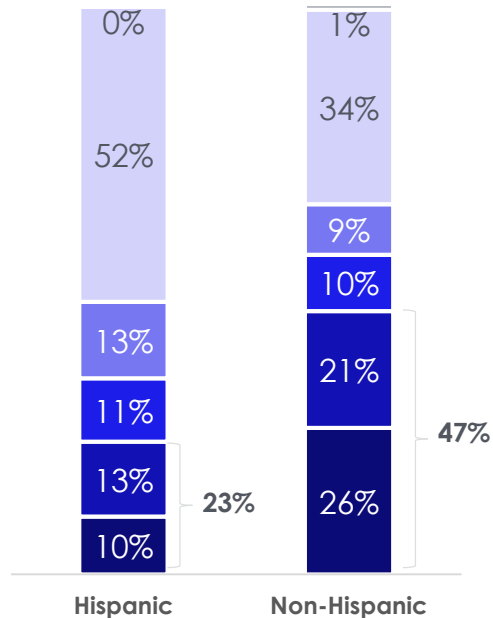
APPROVE TRUMP HANDLING OF CORONAVIRUS TOP TWO BOX:

-HISPANICS 23%, NON-HISPANICS 47%

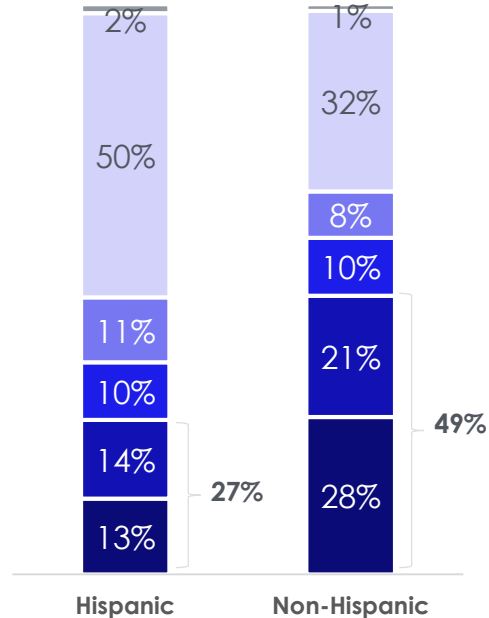
APPROVE TRUMP HANDLING ECONOMIC IMPACT OF CORONAVIRUS TOP TWO BOX:

-HISPANICS 27%, NON-HISPANICS 49%

Trump Handling of Coronavirus



Trump Handling of Economic Impact of Coronavirus



- I don't know/No opinion
- Strongly disapprove
- Somewhat disapprove
- Neither approve nor disapprove
- Somewhat approve
- Strongly approve

APPROVE CONGRESS HANDLING OF CORONAVIRUS TOP TWO BOX:

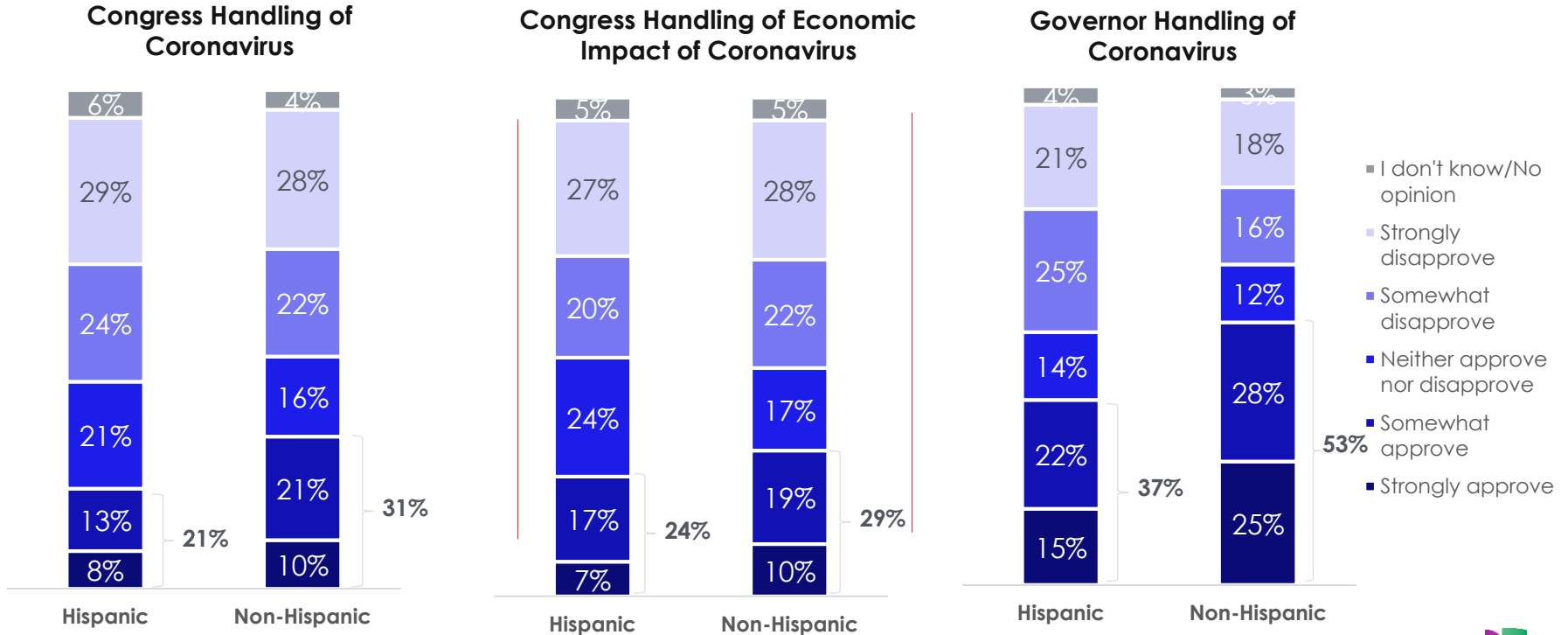
-HISPANICS 21%, NON-HISPANICS 31%

APPROVE CONGRESS HANDLING OF ECONOMIC IMPACT CORONAVIRUS TOP TWO BOX:

HISPANICS 24%, NON-HISPANICS 29%

APPROVE GOVERNOR HANDLING OF CORONAVIRUS TOP TWO BOX:

-HISPANICS 37%, NON-HISPANICS 53%



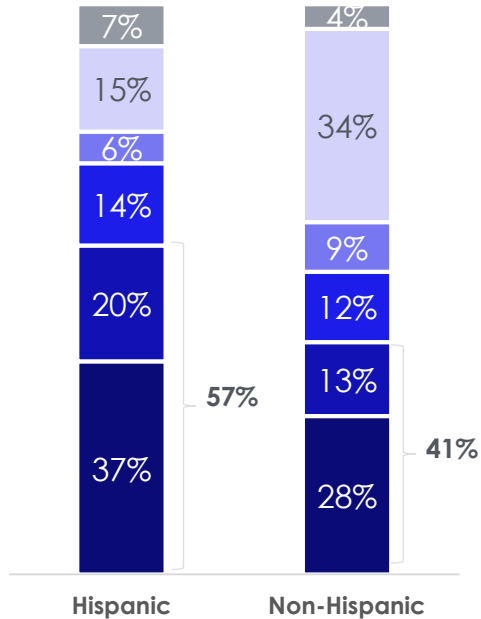
BIDEN HANDLING OF CORONAVIRUS WOULD BE BETTER TOP TWO BOX:

-HISPANICS 57%, NON-HISPANICS 41%

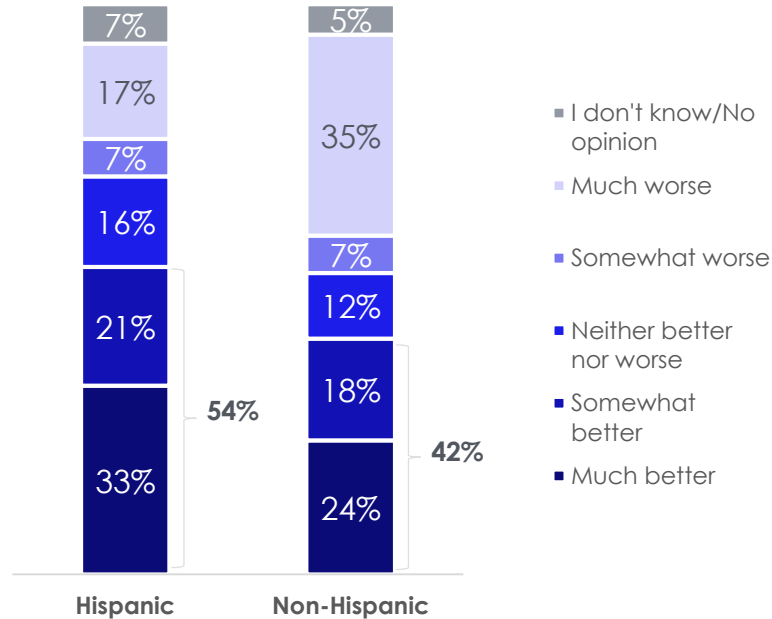
BIDEN HANDLING OF ECONOMIC IMPACT OF CORONAVIRUS WOULD BE BETTER TOP TWO BOX:

-HISPANICS 54%, NON-HISPANICS 42%

**Biden Handling of Coronavirus –
Better or Worse**



**Biden Handling of Economic
Impact of Coronavirus – Better or
Worse**

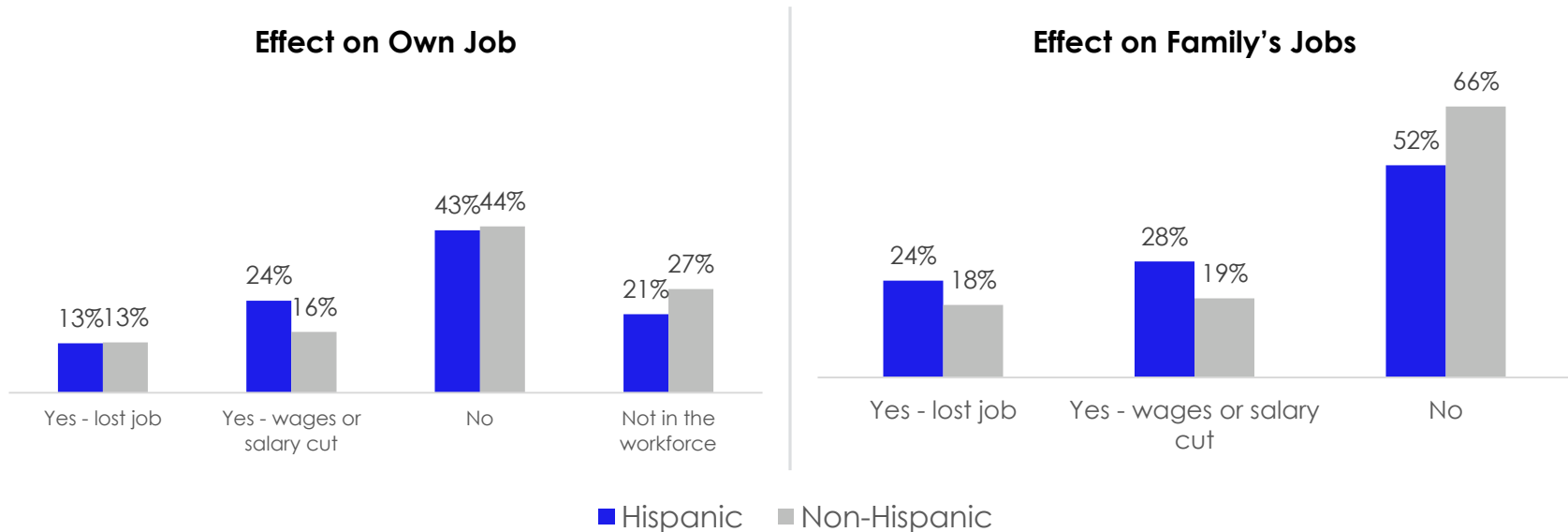


- I don't know/No opinion
- Much worse
- Somewhat worse
- Neither better nor worse
- Somewhat better
- Much better

CORONAVIRUS EFFECT ON JOB:
-HIGHER % OF HISPANICS HAVE SEEN WAGES/SALARY CUT THAN NON-HISPANICS
-HIGHER % OF HISPANICS HAVE SEEN SOMEONE IN FAMILY LOSE JOB OR HAD WAGES/SALARY CUT THAN NON-HISPANICS

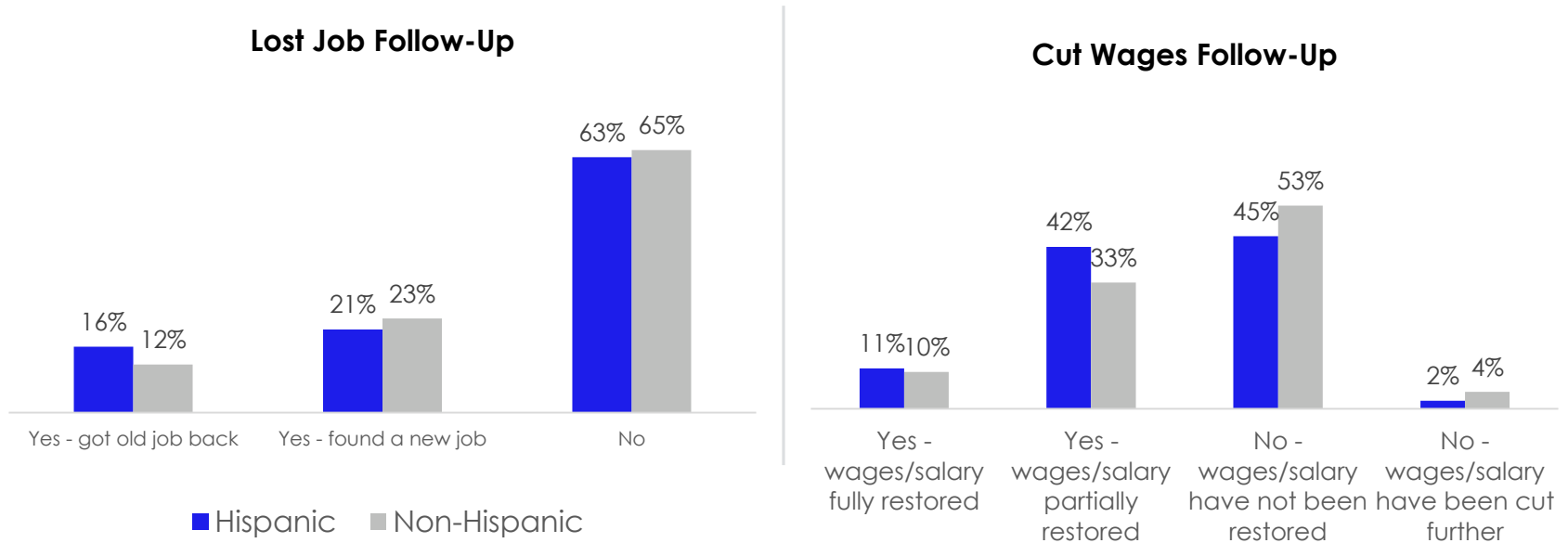
Have you lost your job or have your wages or salary been cut because of the coronavirus?

Besides you, has anyone in your family lost their job or have your wages or salary been cut because of the coronavirus?



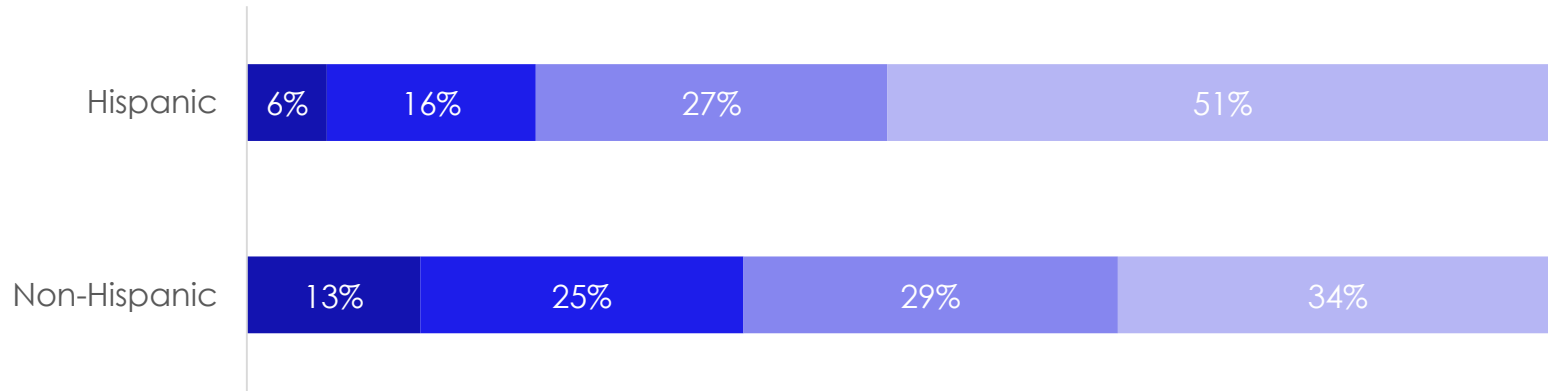
-AMONG THOSE WHO LOST JOB, OVER 60% HAVE NOT GOTTEN JOB BACK/FOUND NEW ONE
-AMONG THOSE WHO HAD WAGES CUT, ABOUT 50% HAVE NOT HAD WAGES RESTORED

You answered that you had lost your job due to the coronavirus, have you since gotten your job back or found a new one?
You answered that you had your wages or salary cut due to the coronavirus, have you since had your wages/salary restored?



-51% OF HISPANICS, 34% NON-HISPANICS AGREE THAT SCHOOLS SHOULD NOT PHYSICALLY RE-OPEN THIS FALL, CONTINUE TO DO ONLINE EDUCATION ONLY -ABOUT 30% RESPONDENTS AGREE WITH “HYBRID” OPTION, SPLIT BETWEEN IN-PERSON AND ONLINE EDUCATION

Which of the following statements do you agree with most?



- Schools should physically open in the fall and operate as they have before the coronavirus
- Schools should physically open in the fall but only with adjustments to protect against the coronavirus
- Schools should open this fall with a “hybrid” option where students split their time between in-person and on-line education
- Schools should not physically open in the fall and we should continue to do on-line education only

COVID-19/ECONOMY STATEMENTS

- MAJORITY RESPONDENTS AGREE ECONOMY WILL GET WORSE IF COVID CASES RISE, ARE VERY WORRIED ABOUT WHAT IS HAPPENING TO THE ECONOMY
- ALMOST 70% HISPANICS, 60% NON-HISPANICS HAVE ALREADY CUT BACK SPENDING SIGNIFICANTLY
- OVER 55% RESPONDENTS EXPECT PERSONAL ECONOMIC SITUATION TO GET BETTER IN NEXT FEW YEARS
- HISPANICS GREATER AGREEMENT THE CORONAVIRUS HAS HURT MY PERSONAL ECONOMIC SITUATION SIGNIFICANTLY ALREADY, WORRIED ABOUT MAKING OTHER PAYMENTS, LIKE PHONE, CREDIT CARD, AND CAR PAYMENTS, OVER THE NEXT FEW MONTHS

How much do you agree or disagree with each of the following statements? [Coronavirus crisis and the economy – 1 of 3]

Statement	Hispanic		Non-Hispanic	
	Agree	Disagree	Agree	Disagree
I believe the economy will get worse if COVID cases rise	76%	7%	71%	8%
I am very worried about what is happening to the economy	76%	8%	75%	9%
I have already cut back my spending significantly in reaction to the coronavirus	68%	14%	59%	21%
I expect my personal economic situation to get better in the next few years	57%	12%	55%	17%
The impact of the coronavirus has hurt my personal economic situation significantly already	55%	23%	43%	37%
I expect that the coronavirus will hurt my personal economic situation significantly	50%	21%	43%	27%
I am worried about making other payments, like phone, credit card, and car payments, over the next few months	49%	30%	36%	43%

5 pt Scale: Agree = 4.5, Disagree = 1.2, Neutral = 3 (not reported), No opinion = 0 (Not reported)

Agree and Disagree above will not sum to 100%

Among registered voters 18+

Source: Univision political tracker in collaboration with Media Predict as of September 2020



- ABOUT 50% RESPONDENTS AGREE THE ECONOMIC PROBLEMS CAUSED BY THE LOCKDOWN OF THE COUNTRY WILL HURT MORE PEOPLE THAN THE CORONAVIRUS AND THAT THE ECONOMY WILL BOUNCE BACK AS SOON AS THE RESTRICTIONS RELATED TO CORONAVIRUS ARE LIFTED
- ONLY ABOUT 40% RESPONDENTS ARE MORE CONFIDENT ABOUT THEIR PERSONAL ECONOMIC SITUATION THAN IN THE FIRST FEW MONTHS OF THE CORONAVIRUS PANDEMIC, EXPECT THAT THEIR INCOME AND SPENDING LEVELS WILL RETURN TO PRE-CORONAVIRUS LEVELS ONCE THE ECONOMY REOPENS
- HISPANICS GREATER AGREEMENT: I AM WORRIED ABOUT MAKING MORTGAGE/RENT PAYMENTS

How much do you agree or disagree with each of the following statements? [Coronavirus crisis and the economy – 2 of 3]

Statement	Hispanic		Non-Hispanic	
	Agree	Disagree	Agree	Disagree
The economic problems caused by the lockdown of the country will hurt more people than the coronavirus	47%	25%	55%	21%
I believe that the economy will bounce back as soon as the restrictions related to coronavirus are lifted	46%	33%	52%	28%
I am more confident about my personal economic situation than I was in the first few months of the coronavirus pandemic	42%	25%	44%	21%
I expect that my income will return to pre-coronavirus levels once the economy reopens	42%	20%	40%	17%
I am worried about making my mortgage/rent payment over the next few months	41%	30%	31%	46%
I expect that my spending will return to pre-coronavirus levels once the economy reopens	41%	28%	48%	21%
I am more worried about the economy than I am about the coronavirus	36%	42%	46%	30%

5 pt Scale: Agree = 4,5, Disagree = 1,2, Neutral = 3 (not reported), No opinion = 0 (Not reported)

Agree and Disagree above will not sum to 100%

Among registered voters 18+

Source: Univision political tracker in collaboration with Media Predict as of September 2020



- ABOUT 30% RESPONDENTS BELIEVE THEIR WAGES/SALARY WILL BE CUT SOMETIME IN THE NEXT FEW MONTHS
- RESPONDENTS DISAGREE:
- THE HEALTH RISK OF THE CORONAVIRUS IS OVERBLOWN
- I HAVE STARTED TO SPEND MORE THAN IN FIRST FEW MONTHS OF PANDEMIC
- I AM CONFIDENT THAT SOCIAL SECURITY AND MEDICARE BENEFITS WILL BE AVAILABLE TO THEM WHEN THEY RETIRE
- I BELIEVE I WILL LOSE MY JOB SOMETIME IN THE NEXT FEW MONTHS

How much do you agree or disagree with each of the following statements? [Coronavirus crisis and the economy – 3 of 3]

Statement	Hispanic		Non-Hispanic	
	Agree	Disagree	Agree	Disagree
I believe that my wages/salary will be cut sometime in the next few months	33%	29%	28%	37%
I have started to spend more than I was spending in the first few months of the coronavirus pandemic	33%	42%	34%	40%
I am confident that Social Security and Medicare benefits will be available to me when I retire, similarly to current retirees	31%	36%	43%	28%
The health risk of the coronavirus is overblown	28%	55%	36%	46%
I believe that I will lose my job sometime in the next few months	22%	37%	19%	44%

5 pt Scale: Agree = 4,5, Disagree = 1,2, Neutral = 3 (not reported), No opinion = 0 (Not reported)

Agree and Disagree above will not sum to 100%

Among registered voters 18+

Source: Univision political tracker in collaboration with Media Predict as of September 2020



HEALTHCARE

61% RESPONDENTS RANK BRINGING DOWN PRICE OF HEALTH INSURANCE DEDUCTIBLES, COPAYS, AND PREMIUMS AS TOP HEALTHCARE PRIORITY -AMONG HISPANICS, IMPROVING ACCESS TO HEALTHCARE GREATER IMPORTANCE

Other than the ongoing Coronavirus issues, which TWO of the following do you believe should be the top priorities when it comes to our nation's health care system...

Please rank the two top priorities when it comes to our nation's health care system, with 1 being the most important, and 2 being the 2nd most important.

Statement	Hispanic		Non-Hispanic	
	Selected	Rank Index	Selected	Rank Index
Bringing down the price of health insurance deductibles, copays and premiums	61%	152	61%	153
Improving access to health care	51%	134	40%	107
Lowering the price of prescription drugs	46%	110	48%	114
Ensuring that the latest drugs and treatments are available to patients	24%	61	31%	75
Dealing with the opioid/painkiller addiction epidemic	18%	43	20%	52

*The rank index is calculated by combining both how often each statement was chosen, and the ranking of each respondent's top 2 statements

- MAJORITY AGREE PEOPLE SHOULD BE REQUIRED TO MAINTAIN SOCIAL DISTANCING AND WEAR FACEMASKS UNTIL THREAT FROM CORONAVIRUS IS GONE; DRUG ABUSE IS A SERIOUS PUBLIC HEALTH ISSUE
- HISPANICS GREATER AGREEMENT GOVERNMENT FUNDED HEALTH INSURANCE SHOULD BE AVAILABLE TO EVERYONE IN THE UNITED STATES
- ABOUT 60% OF RESPONDENTS AGREE THE BEST WAY TO ADDRESS HEALTHCARE ISSUES IN THE UNITED STATES IS TO IMPROVE THE CURRENT SYSTEM, INCLUDING IMPROVING THE AFFORDABLE CARE ACT
- HISPANICS MUCH LESS LIKELY TO BE GENERALLY SATISFIED WITH HEALTHCARE COVERAGE

How much do you agree or disagree with each of the following statements? **[Healthcare - 1 of 2]**

Statement	Hispanic		Non-Hispanic	
	Agree	Disagree	Agree	Disagree
People should be required to maintain social distancing (i.e., stay at least 6 feet away from other people) until the threat from coronavirus is gone	83%	7%	77%	11%
People should be required to wear facemasks in public until the threat from coronavirus is gone	79%	9%	72%	15%
Drug abuse is a serious public health issue in the United States.	79%	6%	79%	7%
Government funded health insurance should be available to everyone in the United States.	65%	15%	53%	24%
The best way to address healthcare issues in the United States is to improve the current system, including improving the Affordable Care Act (also known as Obamacare).	61%	14%	57%	21%
I am generally satisfied with my healthcare coverage.	49%	20%	62%	17%
The Government should eliminate all private health insurance and replace it with a Government-run program like Medicare.	39%	28%	31%	44%
Medicare For All (that includes the elimination of all private health insurance) would not negatively impact the quality or availability of healthcare services in the United States.	38%	24%	35%	38%

5 pt Scale: Agree = 4,5, Disagree = 1,2, Neutral = 3 (not reported), No opinion = 0 (Not reported)

Agree and Disagree above will not sum to 100%

Among registered voters 18+

Source: Univision political tracker in collaboration with Media Predict as of September 2020



-A THIRD OF RESPONDENTS AGREE ABORTION SHOULD BE LEGAL ONLY IN FIRST TRIMESTER OF PREGNANCY
-ROUGHLY 50% RESPONDENTS DISAGREE THAT IN ORDER TO PAY FOR UNIVERSAL GOVT FUNDED HEALTH INSURANCE THE GOVT SHOULD RAISE MY TAXES, GOVT FUNDS SHOULD BE USED TO PAY FOR ABORTIONS, AND ABORTION SHOULD BE AVAILABLE TO A WOMAN AT ANY TIME DURING HER PREGNANCY

How much do you agree or disagree with each of the following statements? **[Healthcare - 2 of 2]**

Statement	Hispanic		Non-Hispanic	
	Agree	Disagree	Agree	Disagree
Abortion should be legal only in the first trimester of pregnancy	34%	25%	33%	36%
In order to pay for universal government funded health insurance, the govt should raise my taxes.	29%	45%	25%	48%
Medicaid and Medicare are working well now.	27%	29%	40%	22%
Government funds should be used to pay for abortions.	25%	44%	23%	55%
Abortion should be available to a woman at any time during her pregnancy	22%	46%	28%	54%

5 pt Scale: Agree = 4,5, Disagree = 1,2, Neutral = 3 (not reported), No opinion = 0 (Not reported)

Agree and Disagree above will not sum to 100%

Among registered voters 18+

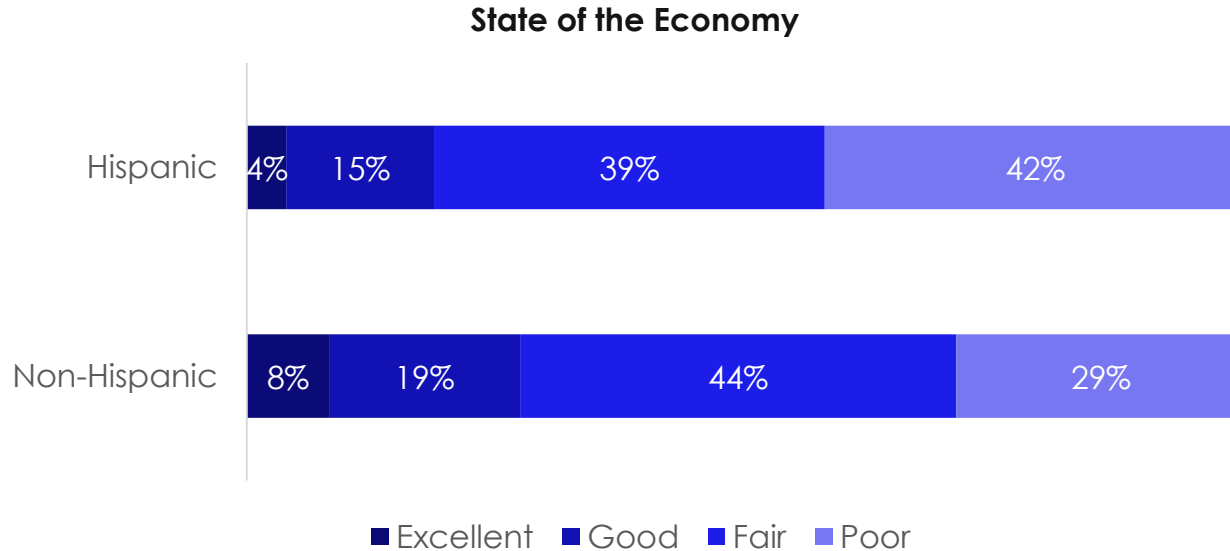
Source: Univision political tracker in collaboration with Media Predict as of September 2020



ECONOMY

4% OF HISPANICS, 8% NON-HISPANICS RATE THE ECONOMY AS EXCELLENT; 42% OF HISPANICS AND 29% NON-HISPANICS RATE IT AS POOR

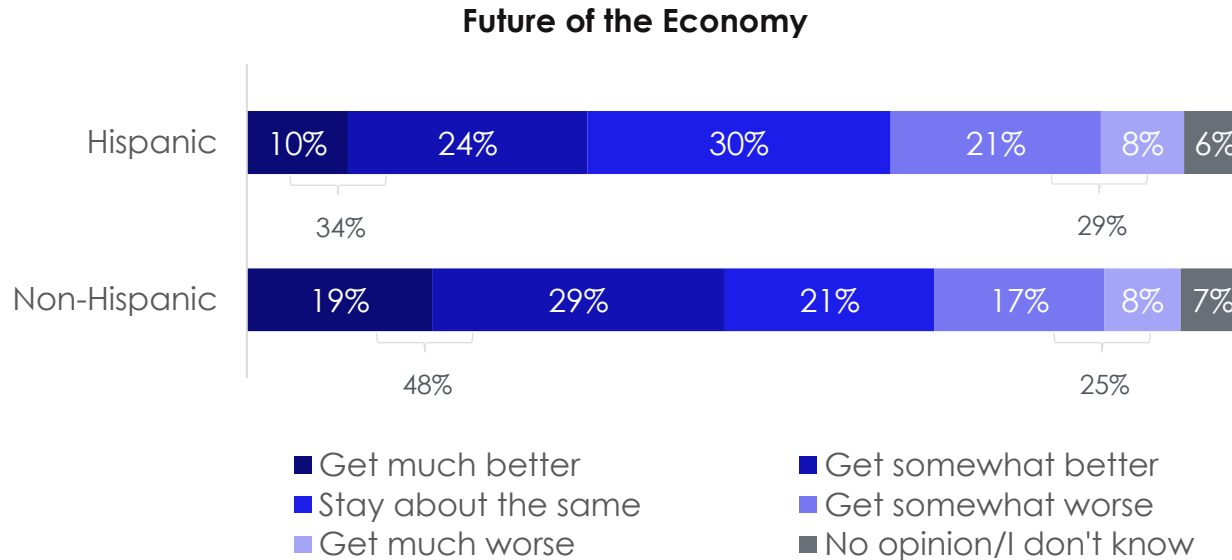
How would you rate the economy of the United States right now?



HOW WILL THE ECONOMY BE OVER NEXT FEW MONTHS?

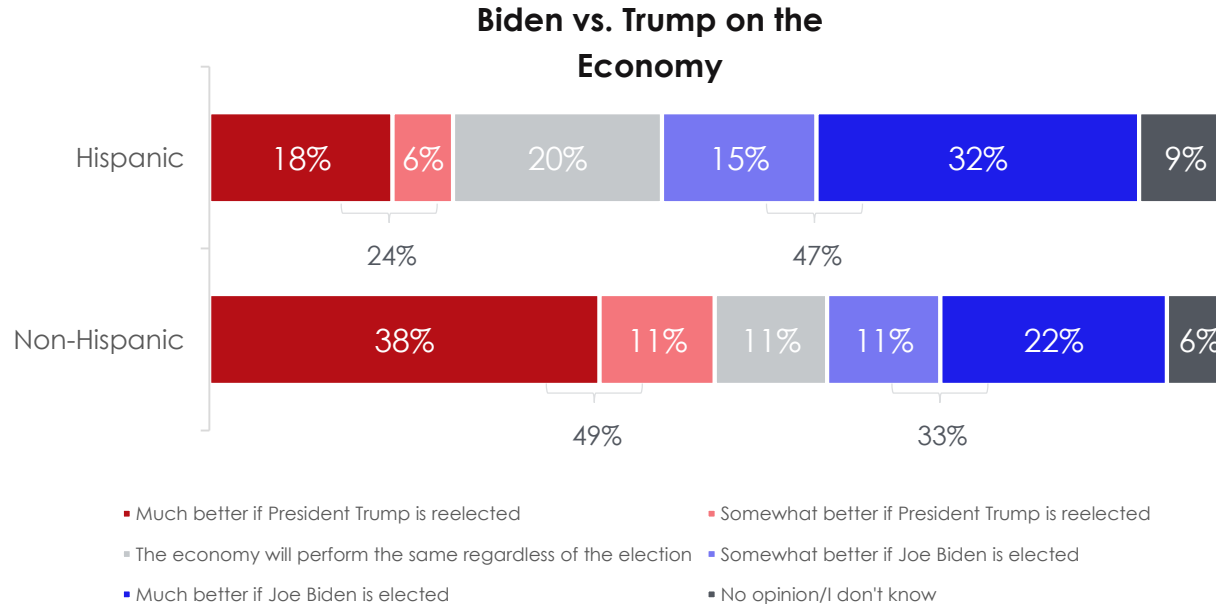
-MUCH/SOMEWHAT BETTER: HISPANIC 34%, NON-HISPANIC 48%
-MUCH/SOMEWHAT WORSE: HISPANIC 29%, NON-HISPANIC 25%

Thinking ahead to a few months from now... Do you believe the economy will get better, get worse, or stay about the same as it is now?



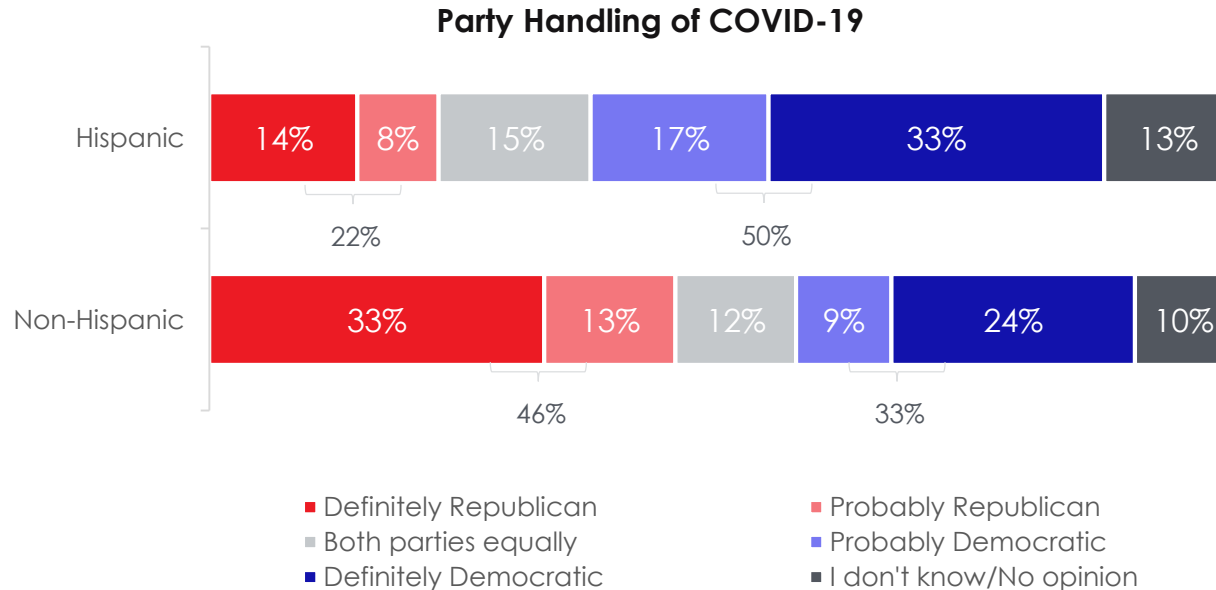
ECONOMY WILL DO BETTER TOP TWO BOX:
-IF BIDEN ELECTED: HISPANICS 47%, NON-HISPANICS 33%
-IF TRUMP REELECTED: HISPANICS 24%, NON-HISPANICS 49%

Will the economy do better if President Trump is reelected or if Joe Biden is elected president?



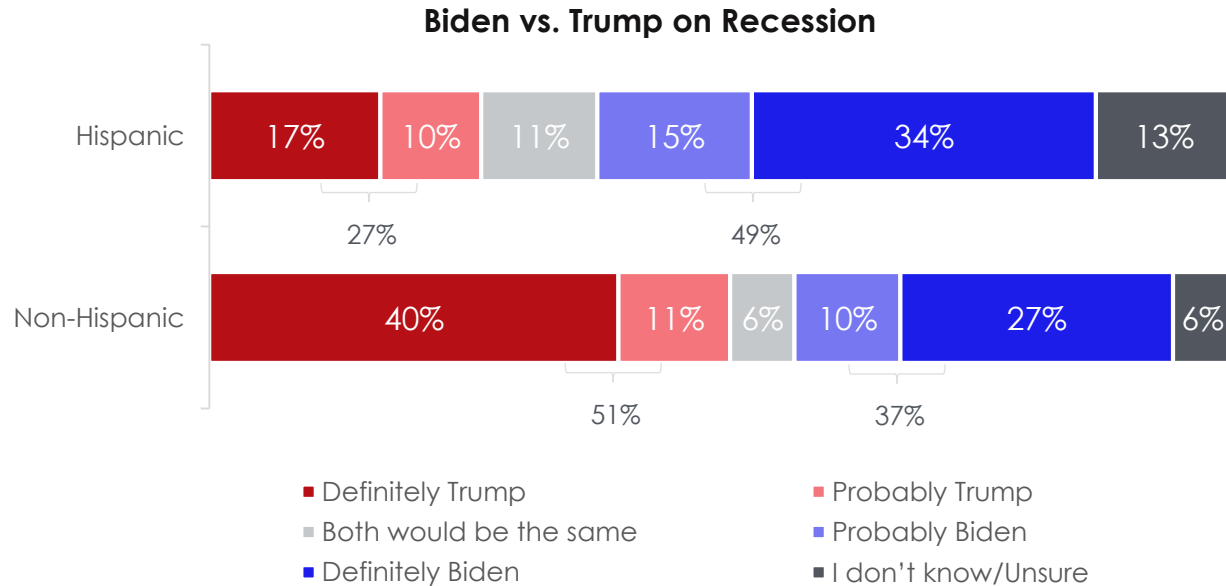
PARTY BETTER ABLE TO HANDLE ECONOMIC IMPACT OF THE VIRUS TOP TWO BOX:
-HISPANICS: DEMOCRATIC 50%, REPUBLICAN 22%
-NON-HISPANICS: DEMOCRATIC 33%, REPUBLICAN 46%

Which party is better able to handle the economic impact of the coronavirus?



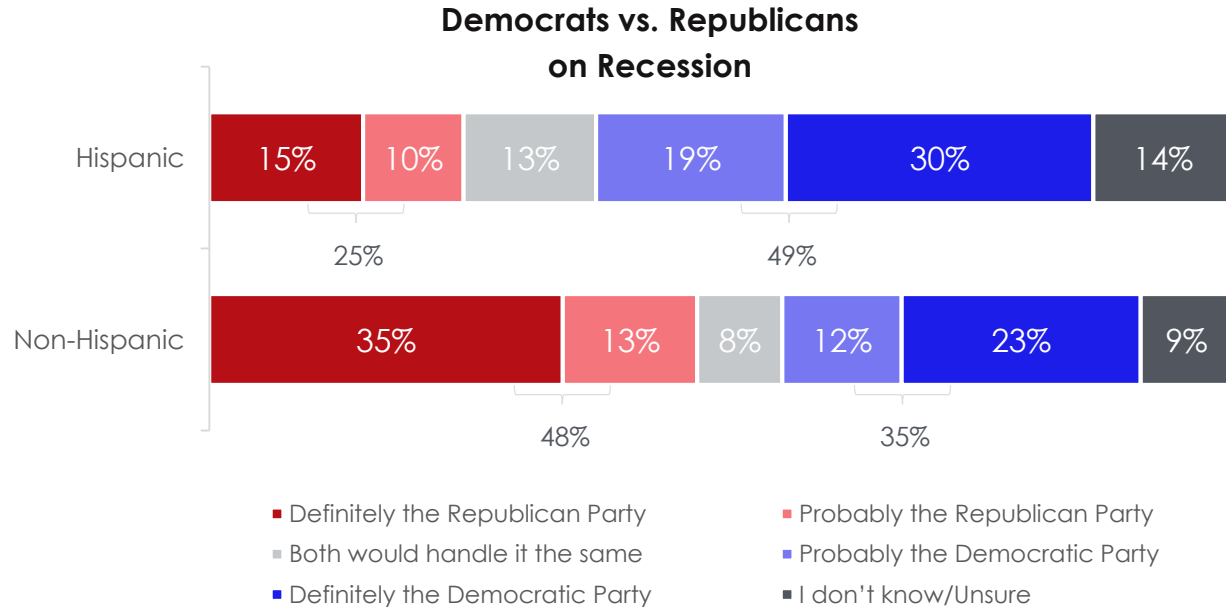
PRESIDENTIAL CANDIDATE BEST ABLE TO HANDLE AN ECONOMIC RECESSION TOP TWO BOX:
-BIDEN: HISPANICS 49%, NON-HISPANICS 37%
-TRUMP: HISPANICS 27%, NON-HISPANICS 51%

Which presidential candidate would best be able to handle an economic recession, President Donald Trump or Joe Biden?



POLITICAL PARTY BEST ABLE TO HANDLE AN ECONOMIC RECESSION TOP TWO BOX:
-REPUBLICAN: HISPANICS 25%, NON-HISPANICS 48%
-DEMOCRATIC: HISPANICS 49%, NON-HISPANICS 35%

Which political party would best be able to handle an economic recession, the Republican Party or the Democratic Party?

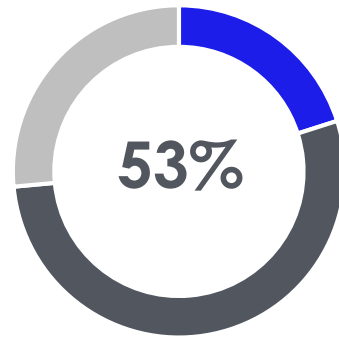


EDUCATION

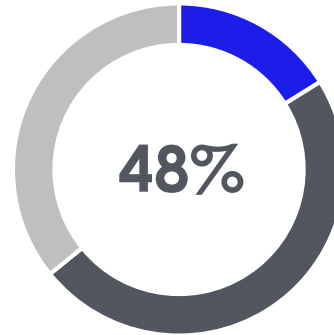
53% HISPANICS, 48% NON-HISPANICS BELIEVE THE COUNTRY'S K-12 PUBLIC SCHOOL SYSTEM NEEDS SIGNIFICANT REFORM

State of the Education System

Do you believe that the country's K-12 public school system is working well as it is, does it need significant reforms, or does it need a complete overhaul?



Hispanics



Non-Hispanics

- It needs a complete overhaul
- It needs significant reform
- It is working well as it is

ABOUT 60% OF RESPONDENTS AGREE THE PUBLIC SCHOOLS IN THEIR NEIGHBORHOOD ARE GOOD HISPANICS FAR STRONGER AGREEMENT:

-FEDERAL GOVT SHOULD PAY DOWN STUDENT LOANS

-GIVING UNDERPERFORMING PUBLIC SCHOOLS MORE MONEY IS THE BEST WAY TO HELP THEM IMPROVE

-PUBLIC UNIVERSITIES/COMMUNITY COLLEGES SHOULD BE FREE TO ATTEND, PAID FOR BY TAXPAYERS

-A COLLEGE EDUCATION IS THE ONLY WAY TO A GOOD-PAYING JOB

52% RESPONDENTS AGREE THAT GIVING PARENTS CHOICES IN SCHOOLS THROUGH EITHER VOUCHERS OR CHARTER SCHOOLS IS THE BEST WAY TO HELP CHILDREN IN DISTRICTS WITH POORLY PERFORMING SCHOOLS

How much do you agree or disagree with each of the following statements? [Education – 1 of 2]

Statement	Hispanic		Non-Hispanic	
	Agree	Disagree	Agree	Disagree
The public schools in my neighborhood are good.	58%	16%	62%	13%
The federal government should pay down student loans for more people who borrowed money to go to college.	57%	14%	45%	31%
More emphasis should be placed on trade schools.	54%	7%	61%	9%
Giving underperforming public schools more money is the best way to help them improve.	52%	21%	38%	30%
Giving parents choices in schools through either vouchers or charter schools is the best way to help children in districts with poorly performing schools.	52%	10%	52%	16%
Public universities and community colleges should be free to attend and paid for by taxpayers.	51%	24%	39%	38%
A college education is the only way to a good-paying job.	46%	31%	34%	43%

5 pt Scale: Agree = 4,5, Disagree = 1,2, Neutral = 3 (not reported), No opinion = 0 (Not reported)

Agree and Disagree above will not sum to 100%

Among registered voters 18+

Source: Univision political tracker in collaboration with Media Predict as of September 2020



ABOUT 40% RESPONDENTS AGREEE:

- CHARTER SCHOOLS USE MONEY THAT WOULD BE BETTER SPENT IN TRADITIONAL SHOOOLS
- CHARTER SCHOOLS ARE A GOOD WAY TO PROVIDE BETTER EDUCATION OPTIONS FOR PARENTS AND STUDENTS
- MORE MONEY NEEDS TO BE SPENT ON PUBLIC SCHOOLS EVEN IF IT MEANS RAISING TAXES SIGNIFICANTLY

How much do you agree or disagree with each of the following statements? **[Education – 2 of 2]**

Statement	Hispanic		Non-Hispanic	
	Agree	Disagree	Agree	Disagree
Charter schools use money that would be better spent in traditional public schools.	43%	16%	41%	22%
Charter schools are a good way to provide better education options for parents and students.	43%	15%	48%	17%
More money needs to be spent on public schools even if it means raising my taxes significantly	42%	26%	39%	34%

5 pt Scale: Agree = 4,5, Disagree = 1,2, Neutral = 3 (not reported), No opinion = 0 (Not reported)

Agree and Disagree above will not sum to 100%

Among registered voters 18+

Source: Univision political tracker in collaboration with Media Predict as of September 2020



**PUBLIC SAFETY
POLICE REFORM
PROTESTS**

- MAJORITY AGREE STRICTER BACKGROUND CHECKS ON THE SALE OF GUNS IS THE BEST WAY TO REDUCE GUN VIOLENCE
- HISPANICS GREATER AGREEMENT STRICTER GUN CONTROL LAWS WOULD REDUCE CRIME
- ABOUT 60% RESPONDENTS AGREE ASSAULT RIFLES SHOULD BE BANNED
- HISPANICS MUCH LOWER AGREEMENT LOCAL AND STATE AUTHORITIES SHOULD COOPERATE WITH FEDERAL IMMIGRATION AUTHORITIES
- HISPANICS LOWER SUPPORT FOR SECOND AMENDMENT GUN RIGHTS
- ABOUT 30% RESPONDENTS FEEL LESS SAFE IN THEIR NEIGHBORHOOD THAN A YEAR AGO AND THAT CRIME IS GETTING WORSE IN THEIR NEIGHBORHOOD

How much do you agree or disagree with each of the following statements? **[Public Safety]**

Statement	Hispanic		Non-Hispanic	
	Agree	Disagree	Agree	Disagree
Stricter background checks on the sale of guns is the best way to reduce gun violence	72%	11%	67%	16%
I believe that stricter gun control laws would reduce crime	63%	19%	50%	31%
Assault rifles should be banned	62%	17%	56%	25%
I support Second Amendment gun rights	53%	16%	67%	12%
Local and State authorities should cooperate with federal immigration authorities	48%	23%	64%	10%
I feel less safe in my neighborhood than I did a year ago	35%	34%	32%	43%
Crime is getting worse in my neighborhood	33%	33%	33%	37%

5 pt Scale: Agree = 4,5, Disagree = 1,2, Neutral = 3 (not reported), No opinion = 0 (Not reported)

Agree and Disagree above will not sum to 100%

Among registered voters 18+

Source: Univision political tracker in collaboration with Media Predict as of September 2020



- MAJORITY OF RESPONDENTS AGREE LOCAL POLICE DO A GOOD JOB, MAKE MY NEIGHBORHOOD SAFER, HIGHER AMONG NON-HISPANICS
- OVER 50% RESPONDENTS AGREE THE CRIMINAL JUSTICE SYSTEM IN THE US TREATS MINORITIES UNFAIRLY; HISPANICS MORE LIKELY TO DISAGREE POLICE IN THE US TREAT MINORITIES FAIRLY
- ALMOST 60% RESPONDENTS AGREE THAT LESS POLICE IN MY NEIGHBORHOOD WOULD CAUSE CRIME TO GO UP SIGNIFICANTLY; ALMOST 60% DISAGREE THAT THEIR LOCAL GOVT SHOULD COMPLETELY DEFUND THE POLICE
- RESPONDENTS DISAGREE LOCAL GOVT SHOULD SIGNIFICANTLY REDUCE RESOURCES FOR POLICE

How much do you agree or disagree with each of the following statements? **[Police Reform]**

Statement	Hispanic		Non-Hispanic	
	Agree	Disagree	Agree	Disagree
My local police do a good job	61%	14%	69%	13%
The police make my neighborhood safer	60%	15%	72%	9%
The criminal justice system in the United States treats minorities unfairly	58%	16%	50%	26%
I trust the police in my neighborhood	57%	18%	68%	12%
Less police in my neighborhood would cause crime to go up significantly	55%	14%	60%	15%
I believe that police in the United States generally treat minorities fairly	34%	36%	51%	30%
My local government should significantly reduce the resources for police and use the money for other purposes	31%	44%	27%	53%
My local government should completely defund the police	20%	56%	19%	64%

5 pt Scale: Agree = 4,5, Disagree = 1,2, Neutral = 3 (not reported), No opinion = 0 (Not reported)

Agree and Disagree above will not sum to 100%

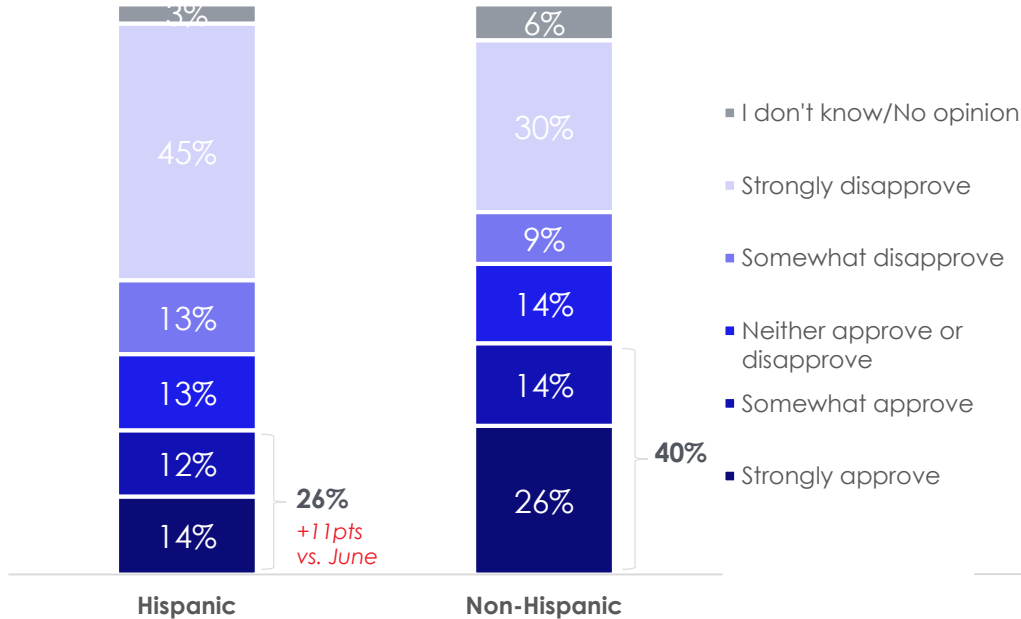
Among registered voters 18+

Source: Univision political tracker in collaboration with Media Predict as of September 2020

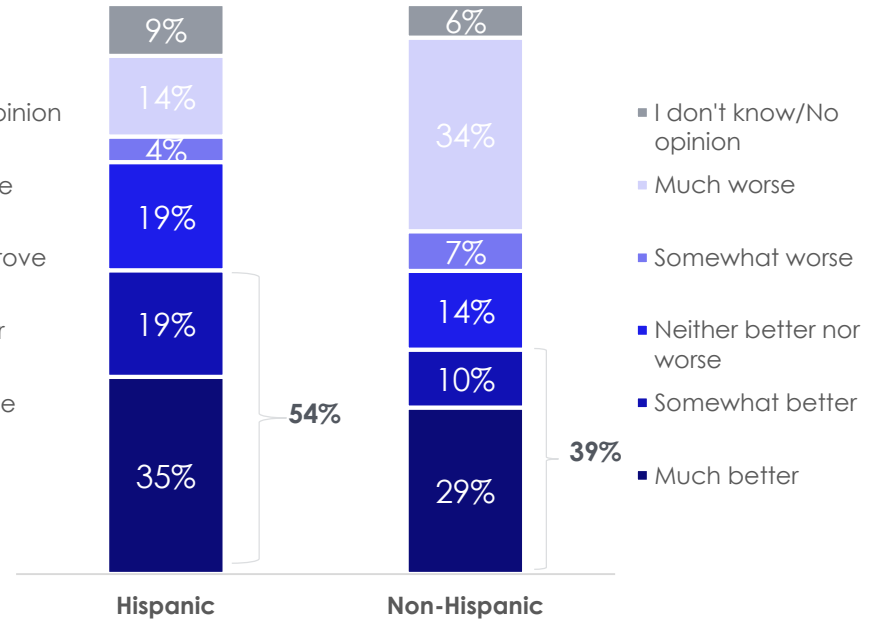


**TRUMP APPROVE HANDLING OF PROTEST TOP TWO BOX:
STRONGLY/SOMEWHAT APPROVE: HISPANICS 26%, NON-HISPANICS 40%**
**BIDEN HANDLING OF PROTESTS BETTER OR WORSE TOP TWO BOX:
SOMEWHAT/MUCH BETTER: 54% HISPANICS, NON-HISPANICS 39%**

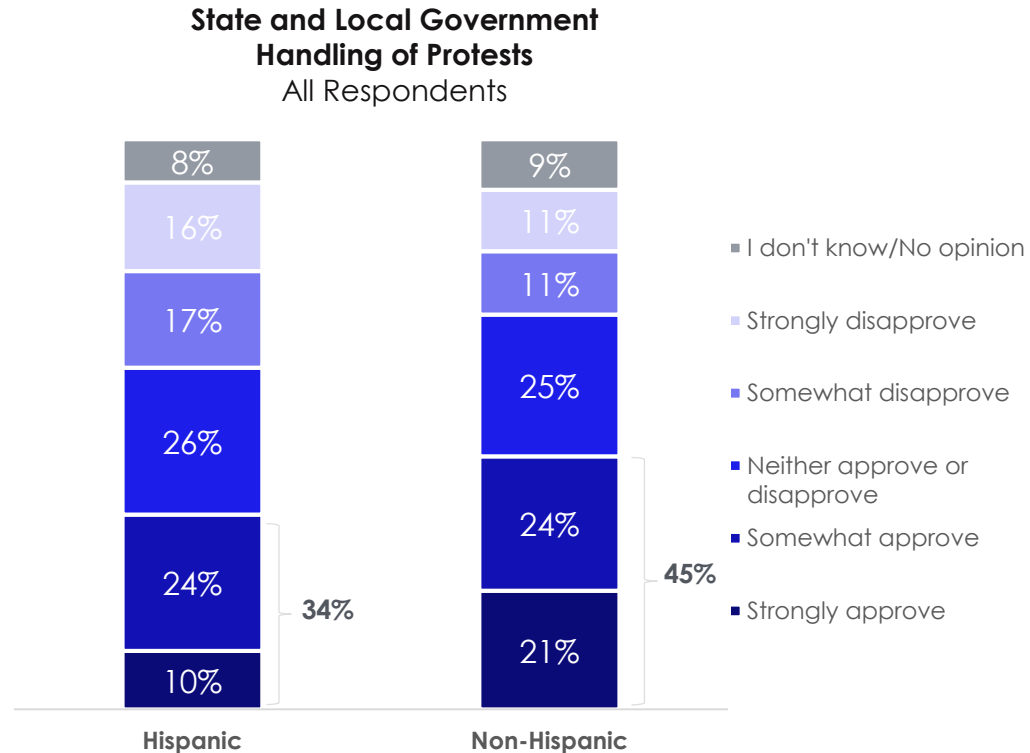
Trump Handling of Protests
All Respondents



Biden Handling of Protests Better or Worse
All Respondents



STATE AND LOCAL GOVT HANDLING OF PROTESTS TOP TWO BOX: STRONGLY/SOMEWHAT APPROVE HISPANICS 34%, NON-HISPANICS 45%



-MAJORITY RESPONDENTS AGREE:

PEOPLE THAT HAVE BEEN LOOTING AND DAMAGING PROPERTY SHOULD BE ARRESTED AND PROSECUTED, LOOTING AND DESTRUCTION OF PROPERTY DURING THE PROTESTS SHOULD HAVE BEEN STOPPED IMMEDIATELY, I AM VERY CONCERNED ABOUT THE VIOLENCE AND LOOTING THAT IS OCCURRING IN SOME AMERICAN CITIES

-OVER 60% RESPONDENTS AGREE:

I APPROVE OF THE NON-VIOLENT PROTESTS, I HAVE BECOME MORE CONCERNED ABOUT THE VIOLENCE AND LOOTING THAT IS OCCURRING IN SOME AMERICAN CITIES, I BELIEVE THAT ORGANIZED OUTSIDE GROUPS HAVE BEEN MOSTLY RESPONSIBLE FOR THE VIOLENCE AND DAMAGE TO PROPERTY DURING THE PROTESTS

-HISPANICS LESS AGREEMENT NATIONAL GUARD; US ARMED FORCES SHOULD BE CALLED IN TO HELP LOCAL LAW ENFORCEMENT

How much do you agree or disagree with each of the following statements? [Protests]

Statement	Hispanic		Non-Hispanic	
	Agree	Disagree	Agree	Disagree
The people that have been looting and damaging property should be arrested and prosecuted	77%	8%	80%	6%
The looting and destruction of property during the protests should have been stopped immediately	76%	7%	81%	5%
I am very concerned about the violence and looting that is occurring in some American cities	71%	9%	78%	8%
I approve of the non-violent protests that started after the death of George Floyd in June 2020	64%	14%	62%	17%
I have become more concerned over the past few weeks about the violence and looting that is occurring in some American cities	64%	14%	69%	10%
I believe that organized outside groups have been mostly responsible for the violence and damage to property during the protests	64%	14%	68%	10%
If necessary, the national guard should be called in to help local law enforcement	53%	19%	68%	15%
If necessary, the United States Armed Forces should be called in to help local law enforcement	46%	32%	54%	27%

5 pt Scale: Agree = 4,5, Disagree = 1,2, Neutral = 3 (not reported), No opinion = 0 (Not reported)

Agree and Disagree above will not sum to 100%

Among registered voters 18+

Source: Univision political tracker in collaboration with Media Predict as of September 2020



IMMIGRATION

- MAJORITY RESPONDENTS AGREE WE SHOULD PROVIDE A PATHWAY TO LEGAL STATUS FOR UNDOCUMENTED IMMIGRANTS WHO HAVE BEEN IN THE US AND NOT COMMITTED A SERIOUS CRIME (GREATER AGREEMENT HISPANICS)
- ABOUT 50% RESPONDENTS AGREE WE SHOULD REFORM IMMIGRATION LAWS TO GIVE HIGHER PRIORITY TO PEOPLE WITH NEEDED SKILLS AND EDUCATION
- ABOUT HALF OF RESPONDENTS AGREE WE SHOULD INCREASE RESOURCES DEDICATED TO MANAGING THE SITUATION AT THE SOUTHERN BORDER OF THE US
- HISPANICS GREATER SUPPORT FOR EXISTENCE OF SANCTUARY CITIES EVEN IF IT MEANS A LOSS OF SOME FEDERAL FUNDING
- RESPONDENTS DISAGREE GOVT BENEFITS SHOULD BE PROVIDED TO UNDOCUMENTED IMMIGRANTS FREE OF COST; IT SHOULD NOT BE A CRIME TO CROSS THE BORDER ILLEGALLY

How much do you agree or disagree with each of the following statements? **[Immigration]**

Statement	Hispanic		Non-Hispanic	
	Agree	Disagree	Agree	Disagree
We should provide a pathway to legal status (including citizenship) for undocumented immigrants who have been in the U.S. and have not committed a serious crime.	71%	10%	60%	19%
We should reform immigration laws to give higher priority to people with needed skills and education.	54%	9%	46%	20%
I think that we should increase resources dedicated to managing the situation at the southern border of the U.S.	48%	16%	57%	14%
I support the existence of sanctuary cities even if it means a loss of some federal funding	45%	19%	29%	43%
There are too many undocumented immigrants crossing the border into the United States.	44%	22%	63%	14%
It should not be a crime to cross the border illegally.	36%	38%	25%	56%
Government benefits, like healthcare, should be provided to undocumented immigrants free of cost.	34%	39%	19%	61%

5 pt Scale: Agree = 4,5, Disagree = 1,2, Neutral = 3 (not reported), No opinion = 0 (Not reported)

Agree and Disagree above will not sum to 100%

Among registered voters 18+

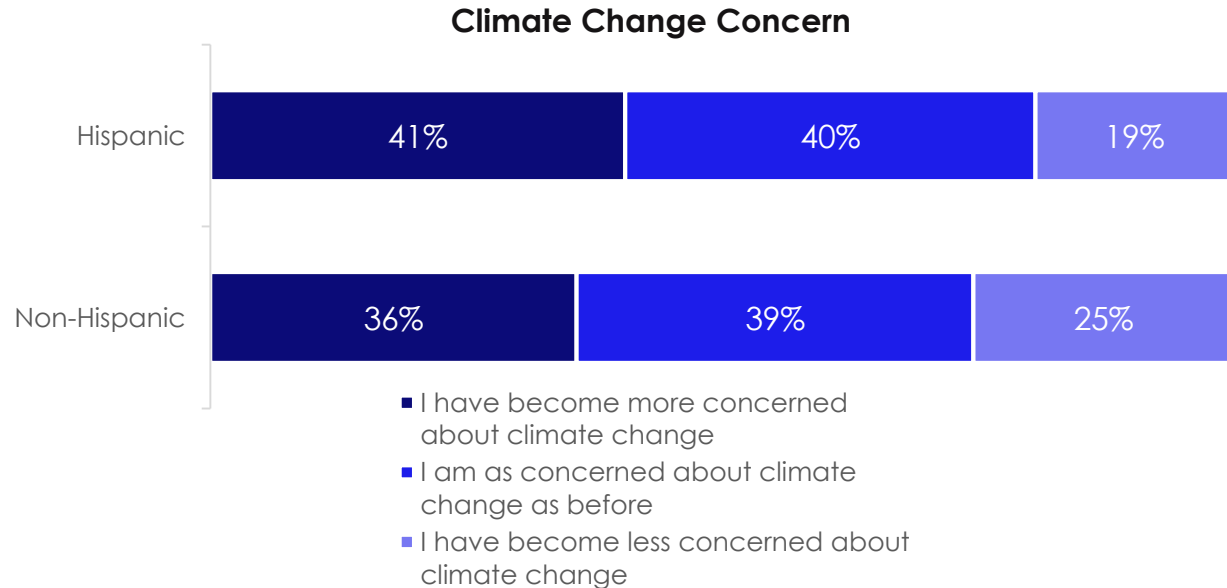
Source: Univision political tracker in collaboration with Media Predict as of September 2020



CLIMATE CHANGE

OVER THE PAST YEAR OR SO, 41% OF HISPANICS AND 36% OF NON-HISPANICS HAVE BECOME MORE CONCERNED ABOUT CLIMATE CHANGE

On the issue of climate change, over the past year or so have you become more concerned about this issue, less concerned about it, or about the same as before?



**HISPANICS FAR GREATER AGREEMENT:
 -CLIMATE CHANGE IS A BIG THREAT TO PLANET
 -A RESULT OF HUMAN ACTIVITY
 ABOUT 40% RESPONDENTS AGREE ACTION SHOULD BE TAKEN EVEN IF IT MEANS SIGNIFICANT
 INCREASE IN MY TAXES**

How much do you agree or disagree with each of the following statements? [Climate Change]

Statement	Hispanic		Non-Hispanic	
	Agree	Disagree	Agree	Disagree
Climate change is a result of human activity.	75%	9%	62%	16%
Climate change is a very big threat to the planet.	75%	10%	63%	19%
Action should be taken on the environment even if it means a significant increase in my taxes.	46%	27%	40%	35%

5 pt Scale: Agree = 4,5, Disagree = 1,2, Neutral = 3 (not reported), No opinion = 0 (Not reported)

Agree and Disagree above will not sum to 100%

Among registered voters 18+

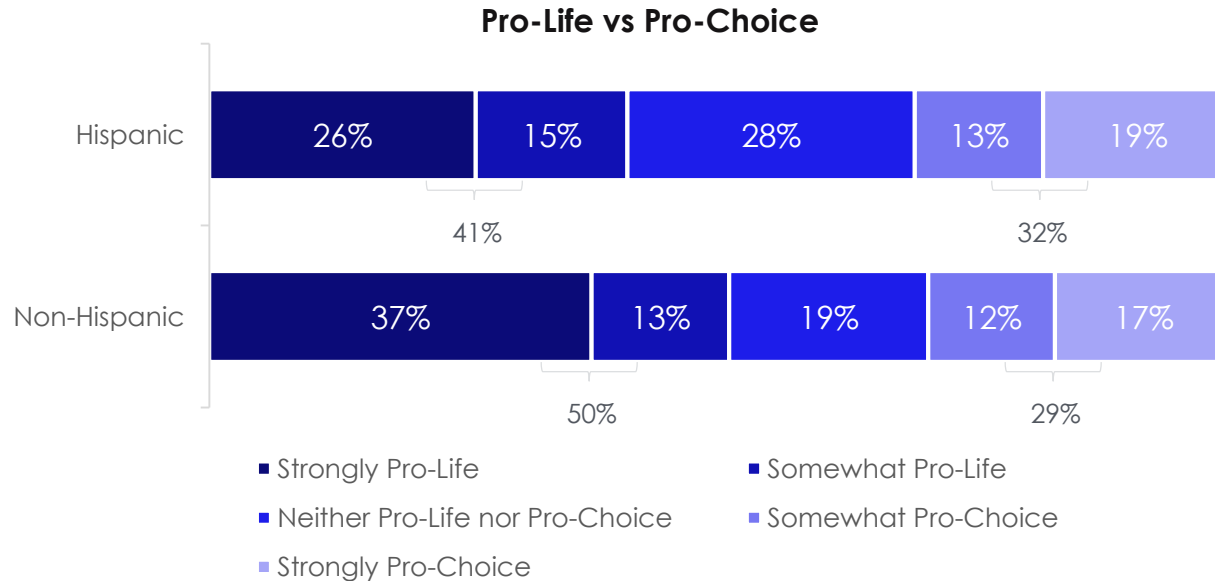
Source: Univision political tracker in collaboration with Media Predict as of September 2020



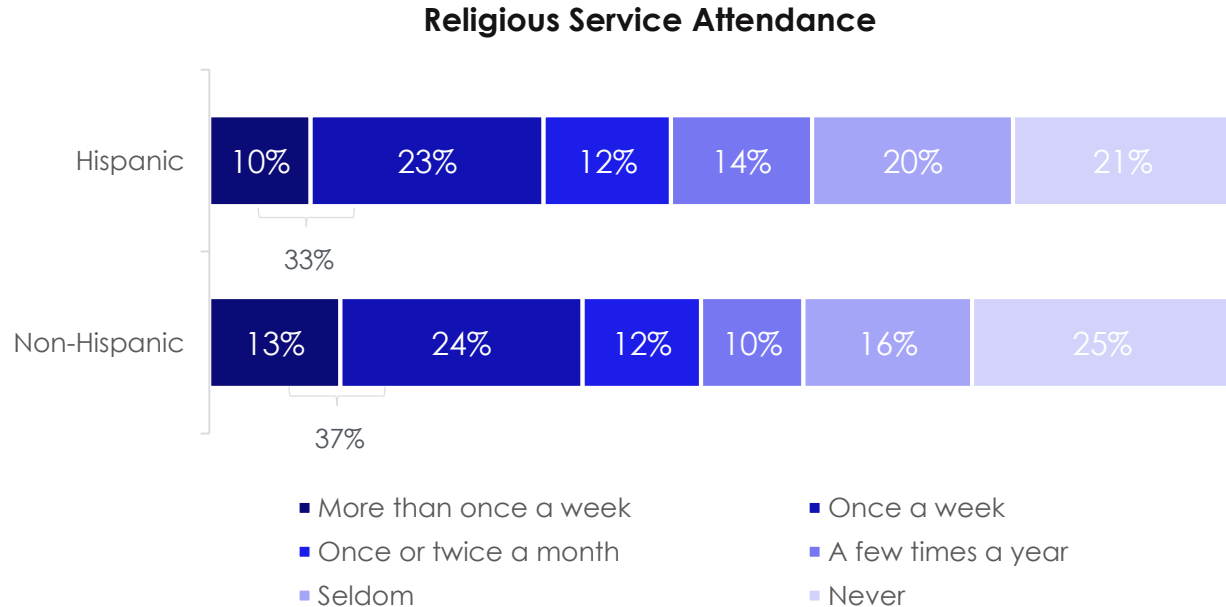
PRO LIFE OR PRO CHOICE

-41% HISPANICS STRONGLY/SOMEWHAT PRO-LIFE, 32% STRONGLY/SOMEWHAT PRO-CHOICE
-50% NON-HISPANICS STRONGLY/SOMEWHAT PRO-LIFE, 29% STRONGLY/SOMEWHAT PRO-CHOICE

On the issue of abortion, do you consider yourself to be Pro-Life or Pro-Choice?



RELIGIOUS SERVICE ATTENDANCE

BEFORE PANDEMIC:**-33% HISPANICS ATTENDED RELIGIOUS SERVICE ONCE A WEEK OR MORE****-37% NON-HISPANICS ATTENDED RELIGIOUS SERVICE ONCE A WEEK OR MORE***To the best of your recollection, how often did you attend religious services before the coronavirus pandemic began?*



THANK YOU