

UNIVISION & MEDIA PREDICT

2020 PRESIDENTIAL
ELECTION TRACKER

Texas

October



MP

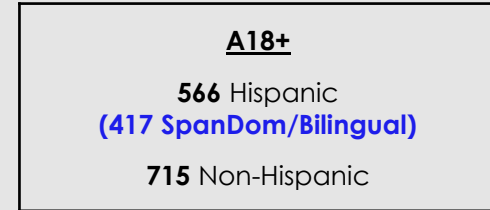


OBJECTIVES

- Measure current landscape of the 2020 candidates for president and other offices
- Assess voter sentiments towards current government officials and bodies
- Understand key issues and their degree of importance as motivators to vote

METHODOLOGY

- Online survey of **1,281** registered voters 18+

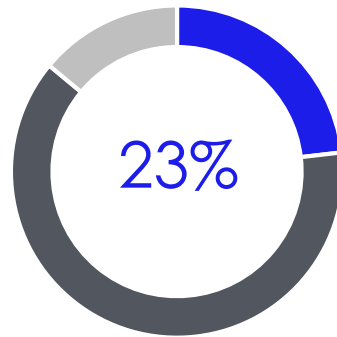


- In field 9/30/2020 – 10/5/2020
- Weighted to the registered voter universe by age, gender, education, and census division.
- **This Report: Hispanic SpanDom/Bilingual vs Non-Hispanic**

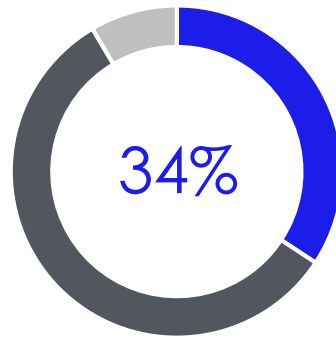
ONLY 23% OF HISPANICS, 34% NON-HISPANICS FEEL THE UNITED STATES IS HEADED IN THE RIGHT DIRECTION

Right Direction or Wrong Track

In general, do you believe that the United States is headed in the right direction, or has gone off on the wrong track?



Hispanics



Non-Hispanics

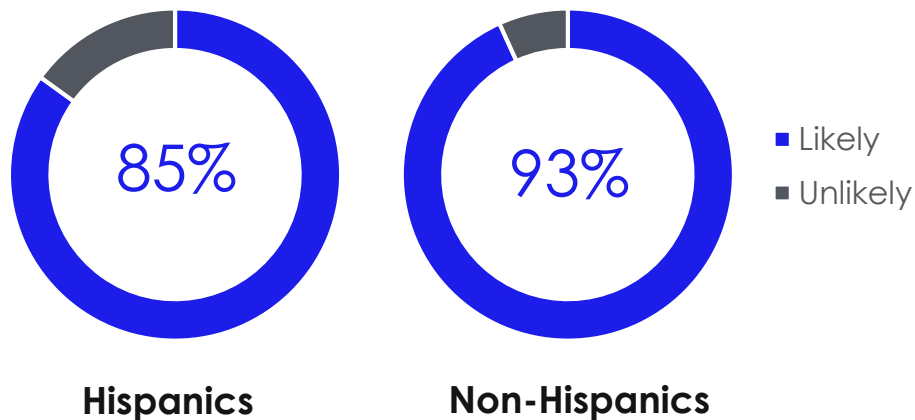
- Right direction
- Wrong track
- Unsure

2020 VOTE

ABOUT 90% OF RESPONDENTS PLAN TO VOTE IN GENERAL ELECTION

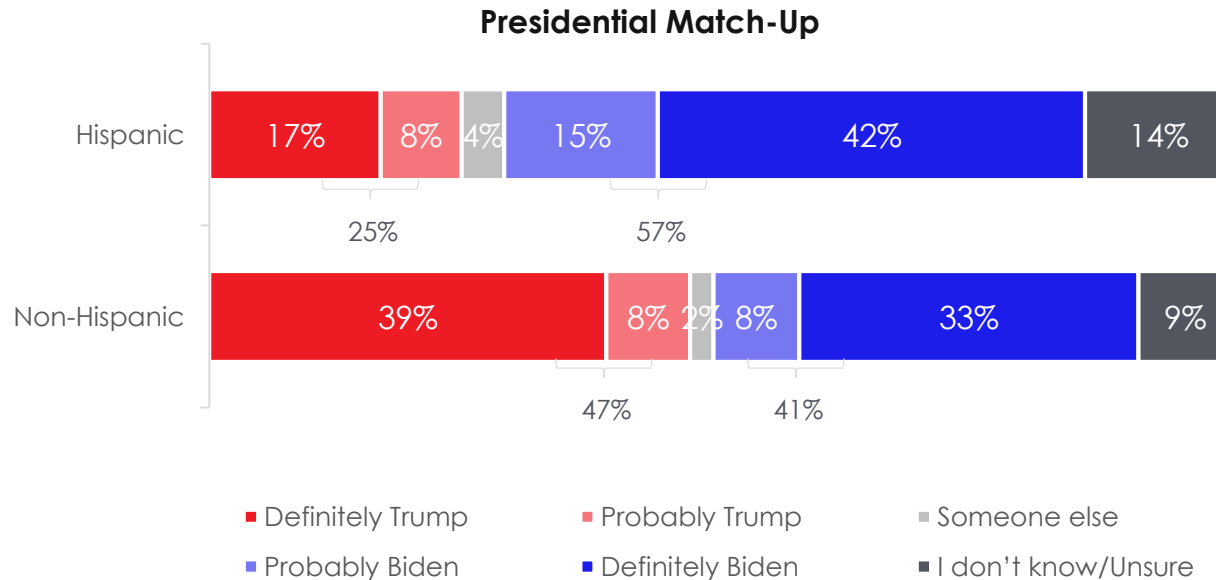
Likelihood to Vote in 2020

On a scale of 1 to 10, how likely or unlikely are you to vote in the 2020 General Election, being held on November 3, 2020?



TOP TWO BOX INTEND TO VOTE:
HISPANICS 57% BIDEN, 25% TRUMP
NON-HISPANICS 41% BIDEN, 47% TRUMP
DON'T KNOW/UNSURE: 14% HISPANICS, 9% NON-HISPANICS

Based on what you know today, do you intend to vote for President Donald Trump, Democratic nominee Joe Biden, or someone else in the coming presidential election?

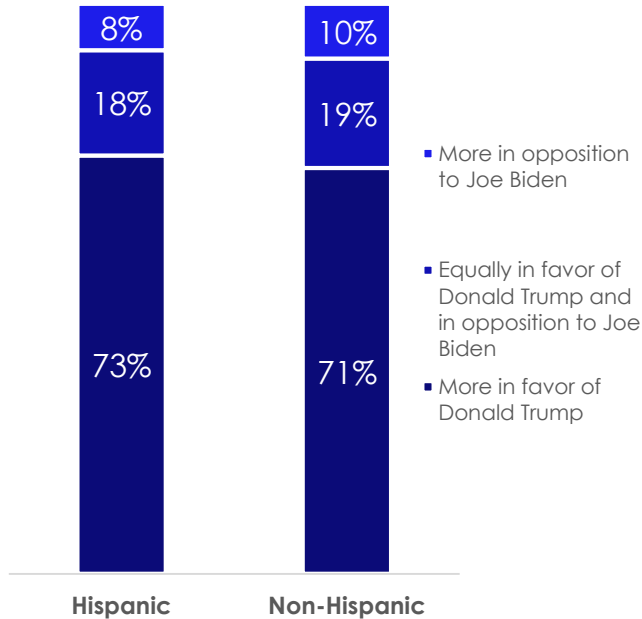


TRUMP VOTERS MORE ENTHUSIASTIC:

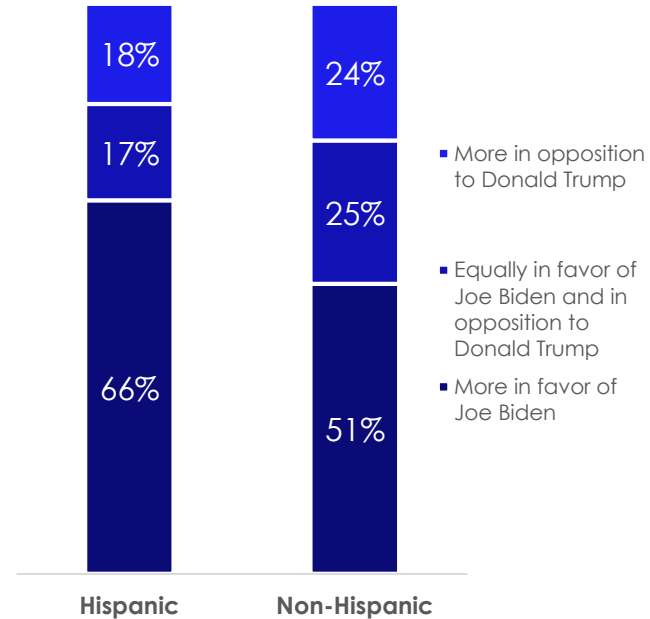
-**TRUMP VOTERS:** LESS THAN 10% WILL DO SO IN OPPOSITION TO BIDEN; OVER 70% BECAUSE THEY FAVOR TRUMP

-**BIDEN VOTERS:** 18% OF HISPANICS, 24% NON-HISPANICS WILL DO SO IN OPPOSITION TO TRUMP, 66% HISPANICS, 51% NON-HISPANICS BECAUSE THEY FAVOR BIDEN

Voting Trump: Favor Trump or Oppose Biden

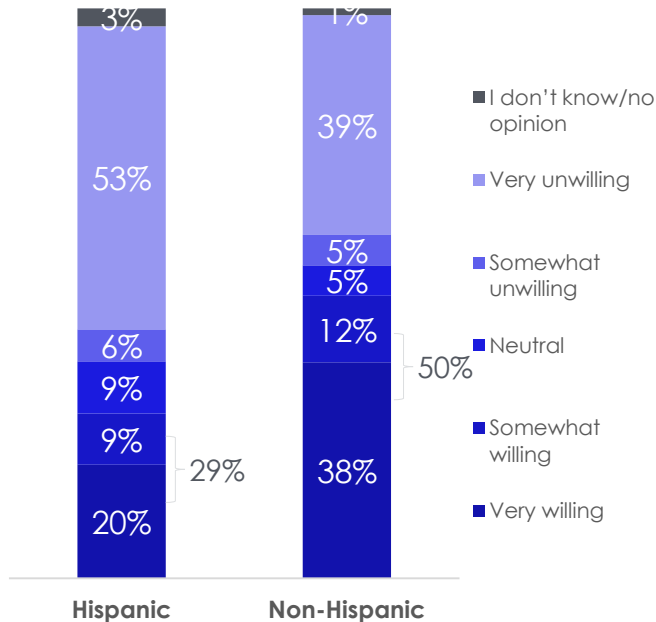


Voting Biden: Favor Biden or Oppose Trump

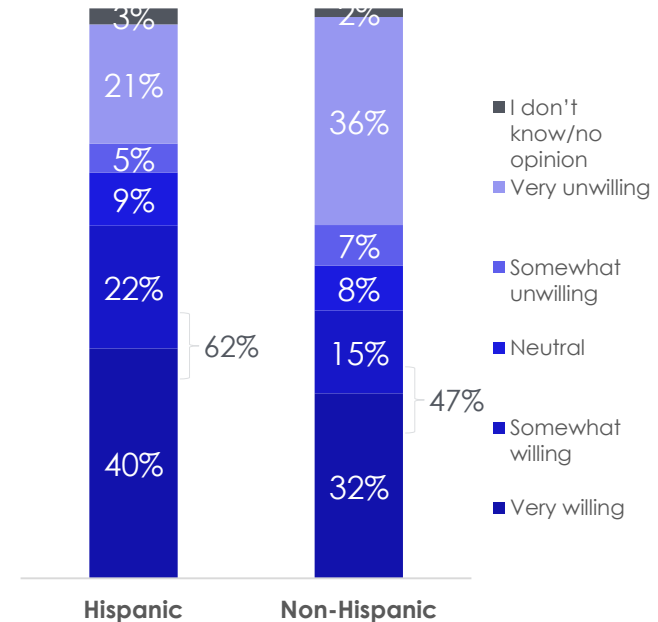


-29% HISPANICS, 50% NON-HISPANICS SOMEWHAT/VERY WILLING TO VOTE FOR TRUMP
-62% HISPANICS, 47% NON-HISPANICS SOMEWHAT/VERY WILLING TO VOTE FOR BIDEN

Willingness to Vote for Trump

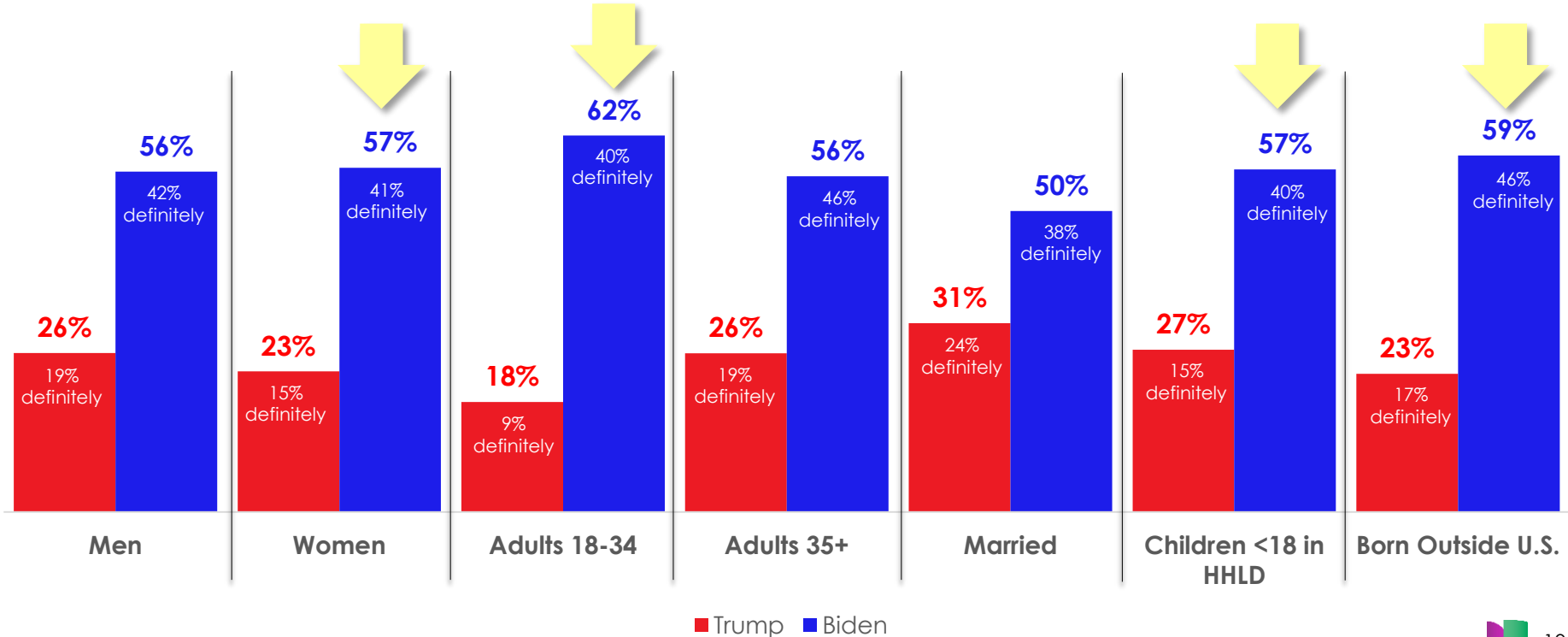


Willingness to Vote for Biden



STRONGEST HISPANIC OPPORTUNITIES: TRUMP SUPPORTERS: MARRIED, WITH KIDS <18 IN HHL, ADULTS 35+, MEN BIDEN SUPPORTERS: ADULTS 18-34, FOREIGN BORN, WOMEN, WITH KIDS <18 IN HHL

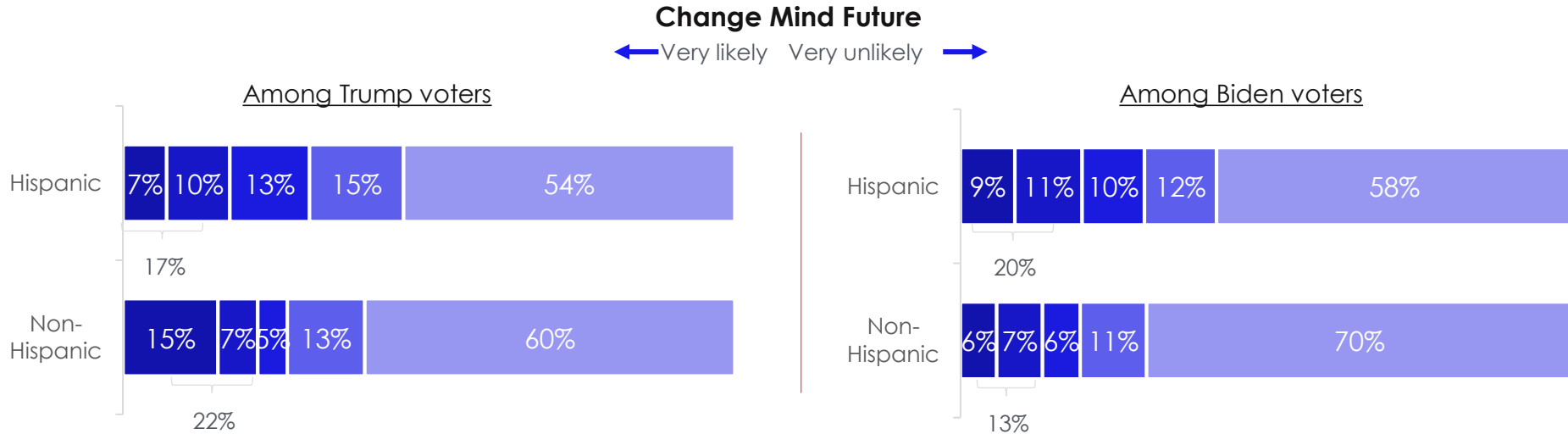
Based on what you know today, do you intend to vote for President Donald Trump, Democratic nominee Joe Biden, or someone else in the coming presidential election?



TRUMP VS. BIDEN SUPPORTERS:

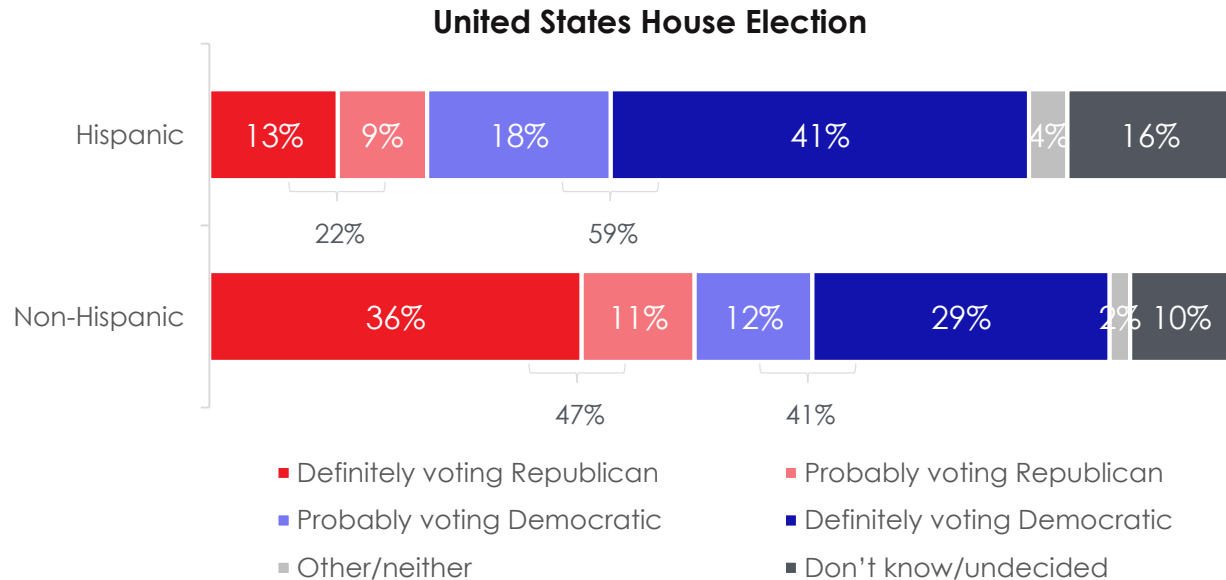
-AMONG TRUMP VOTERS, 17% OF HISPANICS, 22% NON-HISPANICS LIKELY TO CHANGE THEIR MIND ABOUT WHO THEY WILL VOTE FOR
-AMONG BIDEN VOTERS, 20% OF HISPANICS, 13% NON-HISPANICS LIKELY TO CHANGE THEIR MIND

How likely or unlikely are you to change your mind in the future about who you will vote for in the 2020 Presidential election?



HOUSE ELECTION PARTY VOTING INTENT TOP TWO BOX:
-HISPANICS 59% DEMOCRATIC, 22% REPUBLICAN
-NON-HISPANICS 41% DEMOCRATIC, 47% REPUBLICAN
-16% HISPANICS, 10% NON-HISPANICS DON'T KNOW/UNDECIDED

If the election for the United States House of Representatives were held today, which party's candidate would you vote for?

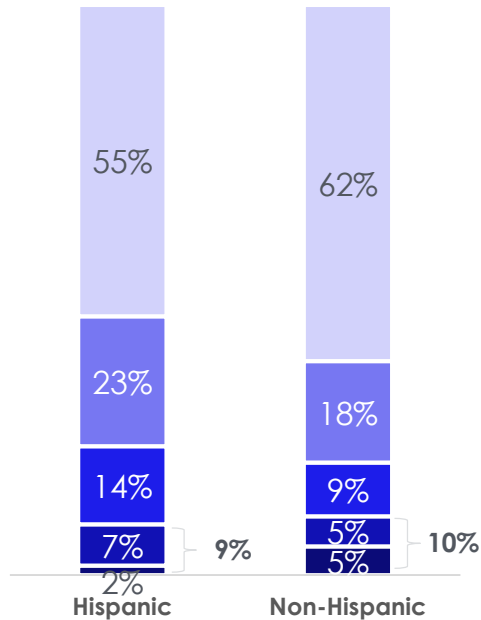


LIKELIHOOD TO VOTE FOR OTHER PARTY TOP TWO BOX:

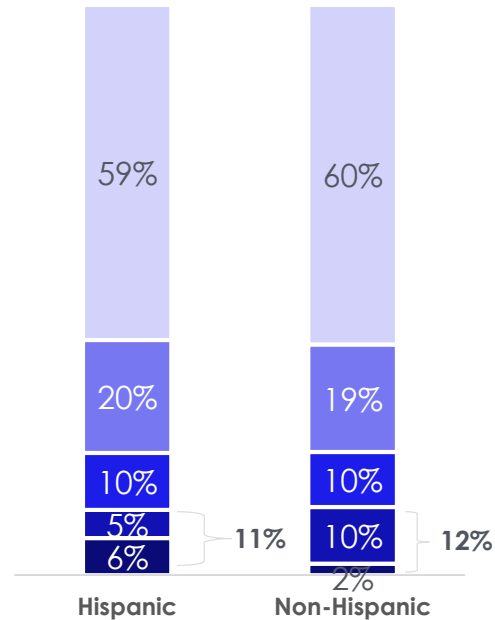
-AMONG REGISTERED REPUBLICANS: 9% HISPANICS, 10% NON-HISPANICS LIKELY TO VOTE FOR *DEM* CANDIDATE

-AMONG REGISTERED DEMOCRATS: 11% HISPANICS, 12% NON-HISPANICS LIKELY TO VOTE FOR *REPUBLICAN* CANDIDATE

Likelihood to Vote for Democratic Candidate
Among Republican Voters



Likelihood to Vote for Republican Candidate
Among Democratic Voters



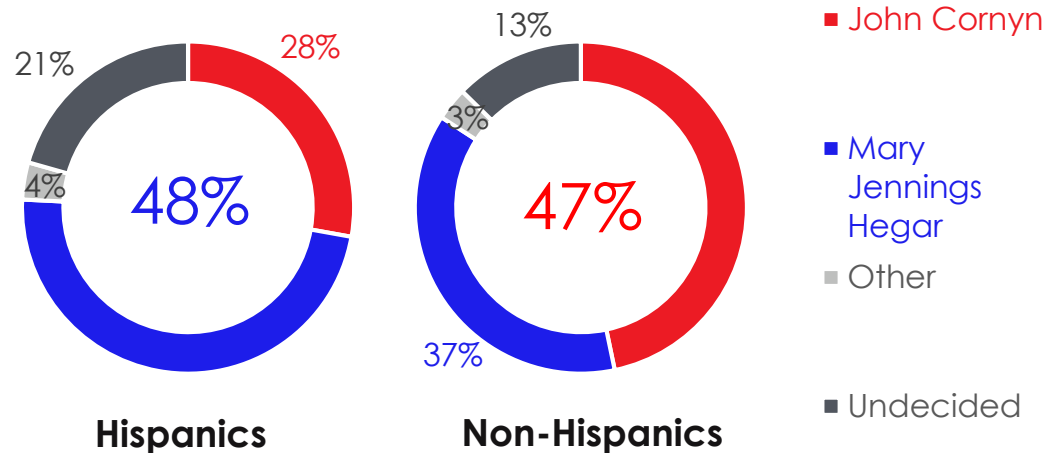
- Very unlikely
- Somewhat unlikely
- Neither likely nor unlikely
- Somewhat likely
- Very likely

SENATE RACE:

- AMONG HISPANICS, 48% WOULD VOTE HEGAR, 28% CORNYN
- AMONG NON-HISPANICS, 37% WOULD VOTE HEGAR, 47% CORNYN
- UP FOR GRABS: 21% HISPANICS, 13% NON-HISPANICS UNDECIDED

US Senate Election

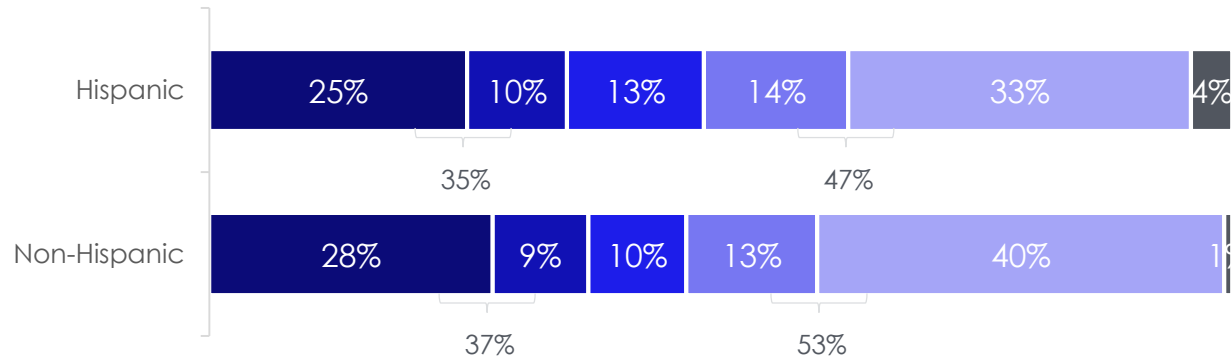
If the election for the United States Senate were held today, would you vote for current senator John Cornyn, the Republican, or Mary Jennings Hegar, the Democrat?



OVER 35% OF RESPONDENTS MUCH/SOMEWHAT PREFER TO VOTE BY MAIL IN 2020 PRESIDENTIAL ELECTION; ABOUT 50% PREFER TO VOTE IN-PERSON

Would you prefer to vote by mail, if it is available, or in person in the 2020 Presidential Election?

Voting by Mail Preference



- Would much prefer to vote by mail
- Would somewhat prefer to vote by mail
- No preference
- Would somewhat prefer to vote in person
- Would much prefer to vote in person
- No opinion/I don't know

-RESPONDENTS AGREE YOU SHOULD HAVE TO REQUEST A MAIL-IN BALLOT IN ORDER TO BE ABLE TO VOTE BY MAIL (NON-HISPANICS HIGHER AGREEMENT)

-RESPONDENTS DISAGREE STATE AND LOCAL GOVT SHOULD MAIL BALLOTS TO EVERYONE ON VOTER LIST EVEN IF THEY AREN'T REQUESTED/EVEN IF SOME ADDRESSES ARE NOT UP TO DATE OR SOME PEOPLE NO LONGER LIVE IN JURISDICTION COVERED BY VOTER LIST

VOTER SENTIMENT IS MIXED:

-OVER HALF OF RESPONDENTS AGREE VOTING BY MAIL IS MORE PRONE TO ABUSE AND FRAUD; HALF BELIEVE VOTING BY MAIL INCREASES CHANCE VOTE WILL NOT BE COUNTED (NON-HISPANICS HIGHER)

-ABOUT HALF FEEL COMFORTABLE VOTING BY MAIL

How much do you agree or disagree with each of the following statements? [Mail-In Voting]

Statement	Hispanic		Non-Hispanic	
	Agree	Disagree	Agree	Disagree
You should have to request a mail-in ballot from your state or local government in order to be able to vote by mail.	53%	15%	65%	14%
Voting by mail is more prone to abuse and fraud than voting in person	51%	26%	56%	28%
Voting by mail is easier to do than voting in person	50%	21%	60%	18%
I feel comfortable voting by mail	47%	31%	50%	35%
Voting by mail increases the chance that my vote will not be counted	46%	27%	55%	27%
My State and local governments should mail ballots to everyone on the voter list even if they aren't requested.	34%	36%	37%	45%
My State and local governments should mail ballots to everyone on the voter list even if some of the addresses are not up to date or some of the people on the list no longer live in the jurisdiction covered by the voter list.	28%	46%	24%	56%

5 pt Scale: Agree = 4,5, Disagree = 1,2, Neutral = 3 (not reported), No opinion = 0 (Not reported)

Agree and Disagree above will not sum to 100%

Among registered voters 18+

Source: Univision political tracker in collaboration with Media Predict as of October 2020



NET FAV/JOB APPROVAL

NET FAV:

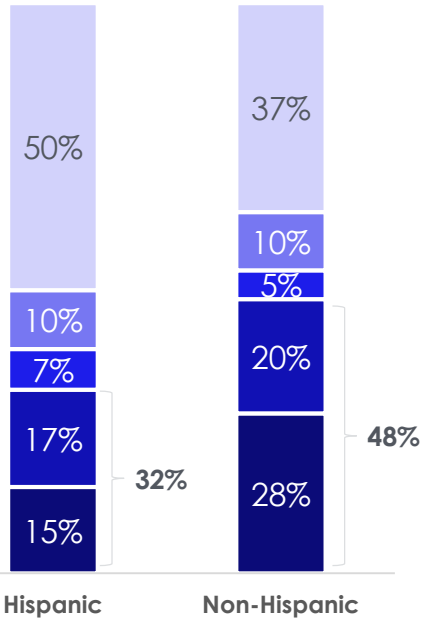
-AMONG HISPANICS: HEGAR, BIDEN, DEMOCRATIC PARTY HIGHEST; TRUMP LOWEST
-AMONG NON-HISPANICS: ABBOTT, CORNYN, PENCE HIGHEST; PELOSI LOWEST

For each candidate listed below, please indicate if you have a favorable or unfavorable opinion of them.

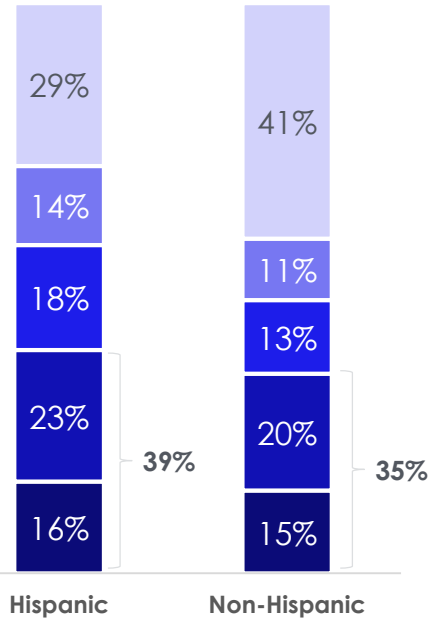
	Hispanic	Non-Hispanic
	October 2020	October 2020
Mary Jennings Hegar	44%	10%
Joe Biden	33%	0%
The Democratic Party	31%	-4%
Black Lives Matter	24%	3%
Kamala Harris	18%	-2%
Nancy Pelosi	4%	-16%
Greg Abbott	0%	22%
John Cornyn	-1%	19%
Chuck Schumer	-10%	-14%
Mitch McConnell	-12%	-1%
Mike Pence	-15%	12%
The Republican Party	-24%	7%
Donald Trump	-31%	2%

**JOB APPROVAL TOP TWO BOX:
TRUMP: HISPANICS 32%, NON-HISPANICS 48%
PELOSI: HISPANICS 39%, NON-HISPANICS 35%
MCCONNELL: HISPANICS 26%, NON-HISPANICS 40%**

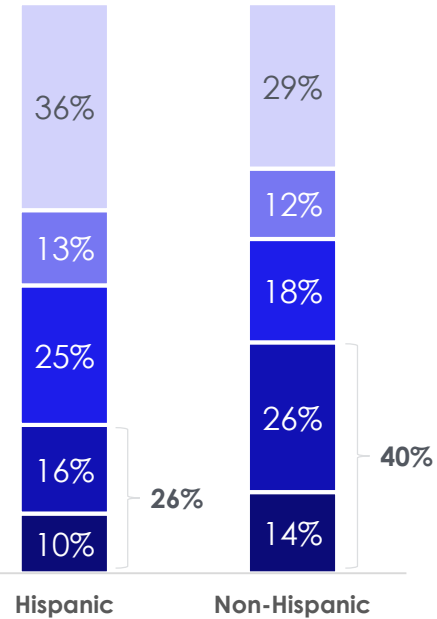
Donald Trump Job Approval



Nancy Pelosi Job Approval



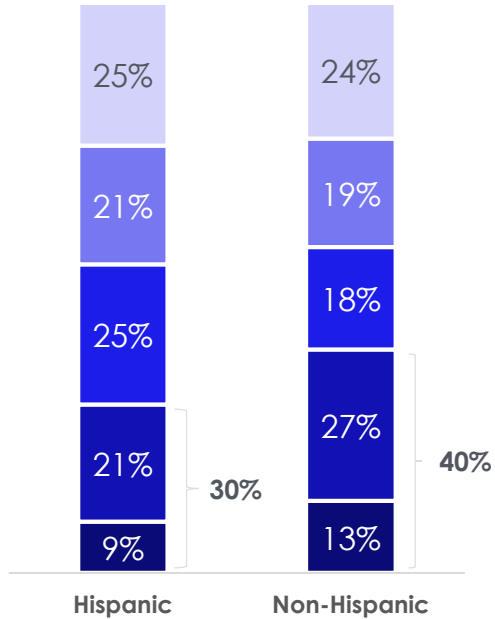
Mitch McConnell Job Approval



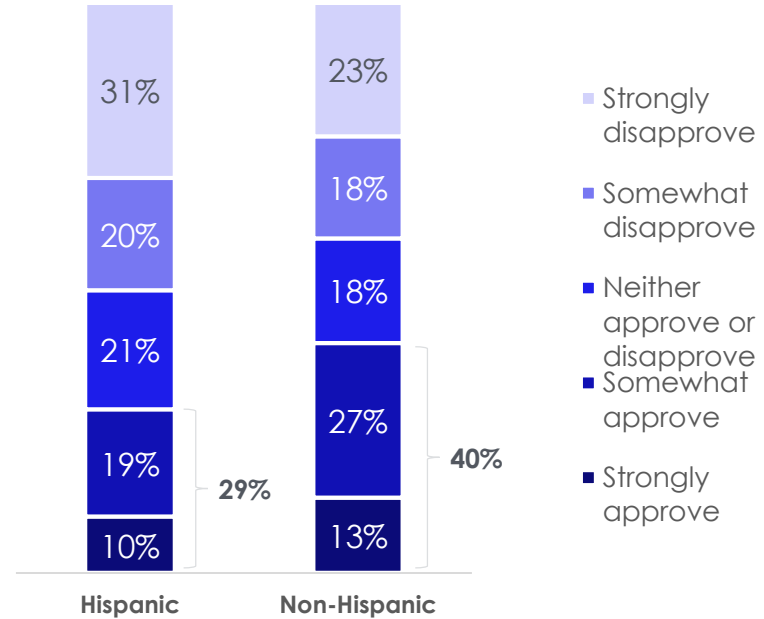
- Strongly disapprove
- Somewhat disapprove
- Neither approve or disapprove
- Somewhat approve
- Strongly approve

JOB APPROVAL TOP TWO BOX:
HOUSE: 30% HISPANICS, 40% NON-HISPANICS
SENATE: 29% HISPANICS, 40% NON-HISPANICS

**U.S. House of Representatives
Job Approval**

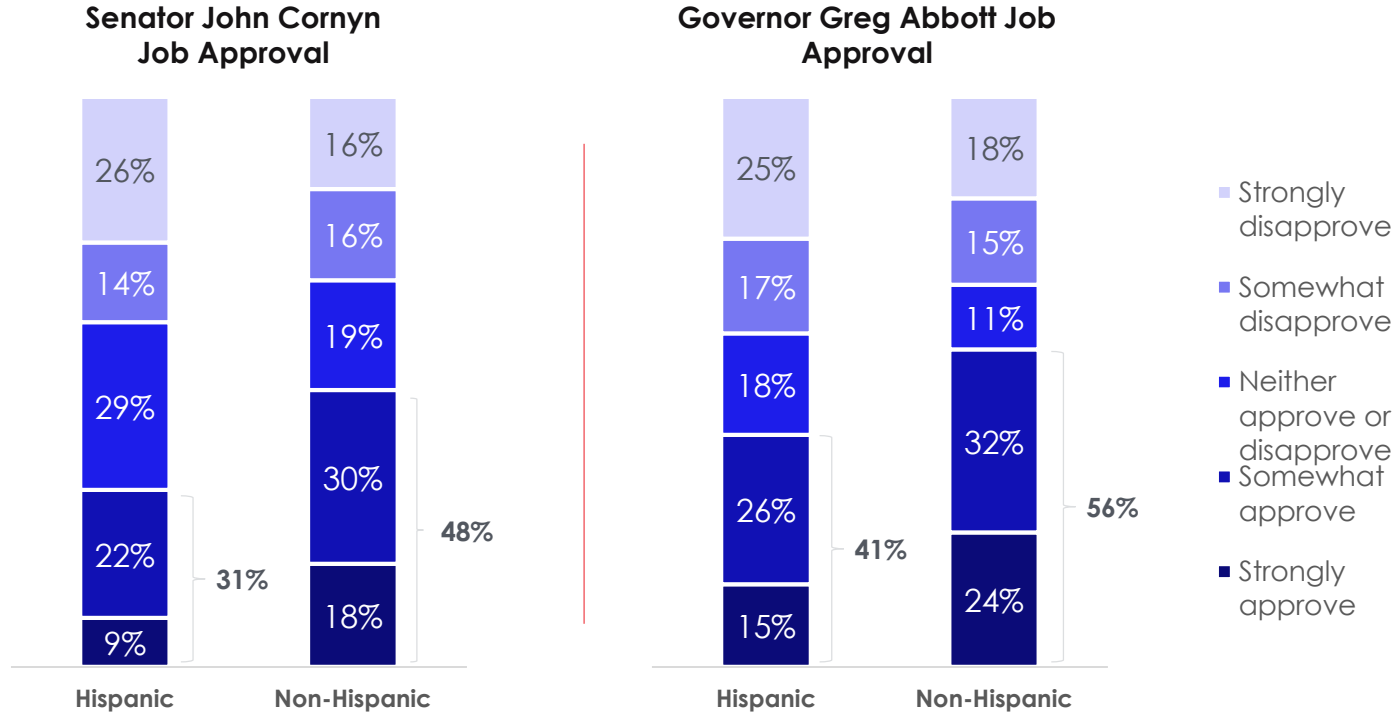


U.S. Senate Job Approval



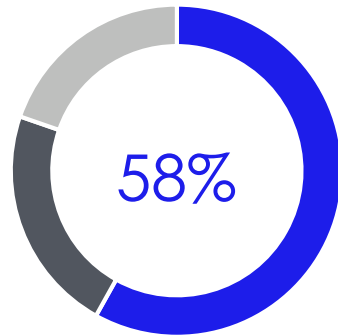
- Strongly disapprove
- Somewhat disapprove
- Neither approve or disapprove
- Somewhat approve
- Strongly approve

**TEXAS JOB APPROVAL TOP TWO BOX:
CORNYN: 31% HISPANICS, 48% NON-HISPANICS
ABBOTT: 41% HISPANICS, 56% NON-HISPANICS**

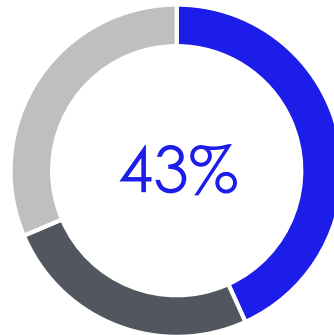


58% OF HISPANICS, 43% NON-HISPANICS DON'T SUPPORT TRUMP'S POLICIES OR LEADERSHIP STYLE

Trump Policy and Style Opinion



Hispanics



Non-Hispanics

- I don't support Donald Trump's policies or leadership style
- I support Donald Trump's policies but dislike his leadership style
- I support Donald Trump's policies and like his leadership style

THE ISSUES/CURRENT EVENTS

HISPANICS' TOP ISSUES ARE AMERICA'S TOP ISSUES: CORONAVIRUS, IMPACT OF CORONAVIRUS ON ECONOMY, ECONOMY/JOB, HEALTHCARE KEY ISSUES AMONG ALL RESPONDENTS

-CLIMATE CHANGE, IMMIGRATION REFORM, POLICE REFORM OF GREATER IMPORTANCE AMONG HISPANICS

How important are each of the following issues to you?

Issue Importance TopBox

	Hispanic (Top Box)	Non- Hispanic (Top Box)
Coronavirus / COVID - 19	67%	62%
Impact of the coronavirus on the economy	65%	61%
Economy / Jobs	65%	67%
Healthcare	63%	64%
Cost of Living	57%	53%
Education	56%	54%
Crime and public safety	53%	58%
Social Security / Medicare	52%	59%
Climate Change	48%	38%
National security / Terrorism	48%	54%
Taxes	47%	52%
Race Relations	47%	41%

	Hispanic (Top Box)	Non- Hispanic (Top Box)
Immigration reform	45%	34%
Entitlements / social services reform (Medicare, Welfare, etc.)	44%	43%
Gun control	44%	37%
Military / Veterans	42%	48%
Police Reform	41%	30%
Second amendment rights	40%	39%
Border security	39%	42%
The National Debt	38%	37%
Infrastructure investment	34%	32%
Foreign Policy/International Trade	33%	32%
Social issues like abortion or LGBTQ rights	33%	30%

KEY ISSUES FOR LIKELY TRUMP VOTERS: ECONOMY/JOB, IMPACT OF CORONAVIRUS ON ECONOMY, CRIME AND PUBLIC SAFETY

KEY ISSUES FOR LIKELY BIDEN VOTERS: CORONAVIRUS, HEALTHCARE, IMPACT OF CORONAVIRUS ON ECONOMY

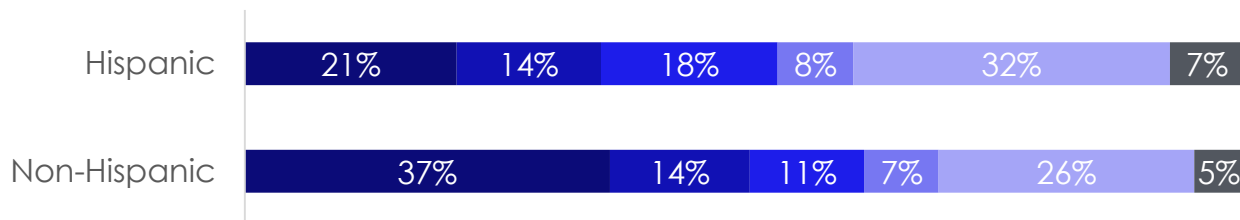
Top 10 issues among definitely/probably <u>Trump</u> voters	% Hispanic Top Box
Economy/Jobs	58%
Impact of Coronavirus on Economy	58%
Crime and Public Safety	55%
National Security/Terrorism	53%
Border Security	48%
Taxes	48%
Coronavirus/COVID-19	47%
Second Amendment Rights	47%
Military/Veterans	46%
Healthcare	45%

Top 10 issues among definitely/probably <u>Biden</u> voters	% Hispanic Top Box
Coronavirus/COVID-19	76%
Healthcare	70%
Impact of Coronavirus on Economy	68%
Cost of Living	64%
Economy/Jobs	63%
Education	62%
Climate Change	58%
Race Relations	57%
Social Security/Medicare	55%
Gun Control	53%

**CONFIRMING NEW JUSTICE BEFORE ELECTION TOP TWO BOX:
 -35% HISPANICS, 51% NON-HISPANICS STRONGLY/SOMEWHAT STRONGLY SUPPORT
 -40% HISPANICS, 33% NON-HISPANICS STRONGLY/SOMEWHAT STRONGLY OPPOSE**

Supreme Court Justice Ruth Bader Ginsburg has recently passed away. Do you support or oppose her replacement being confirmed before the November 2020 election?

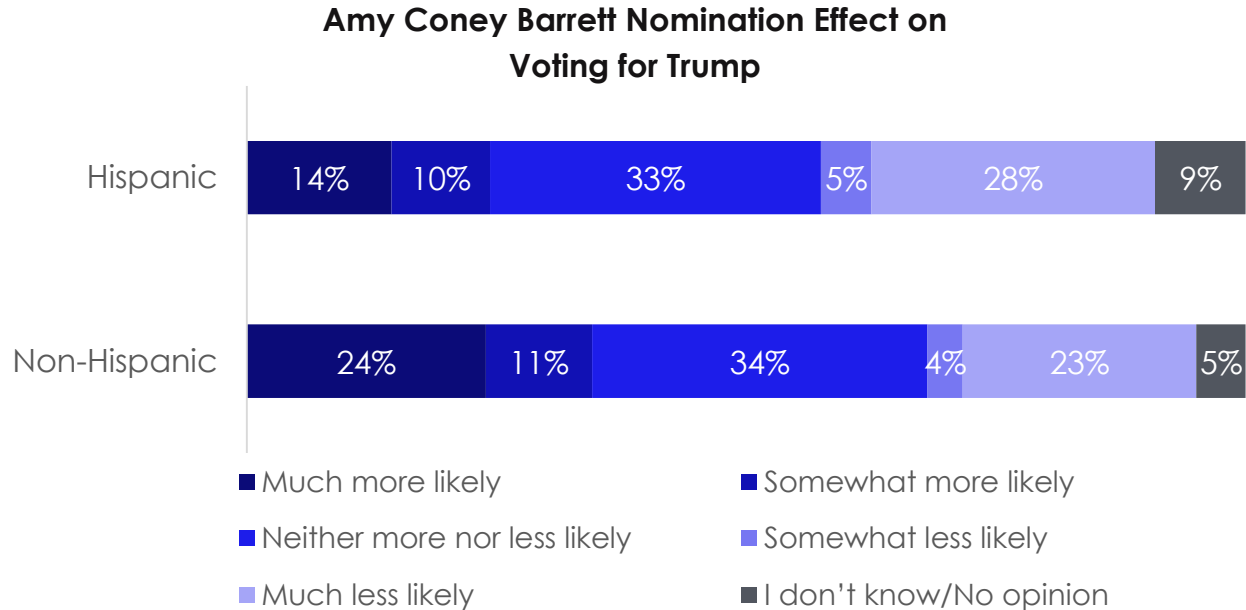
Ruth Bader Ginsberg Replacement



- Strongly support confirming new Justice before election
- Somewhat support confirming new Justice before election
- Neutral, neither support or oppose
- Somewhat oppose confirming new Justice before election
- Strongly oppose confirming new Justice before election
- I don't know/no opinion

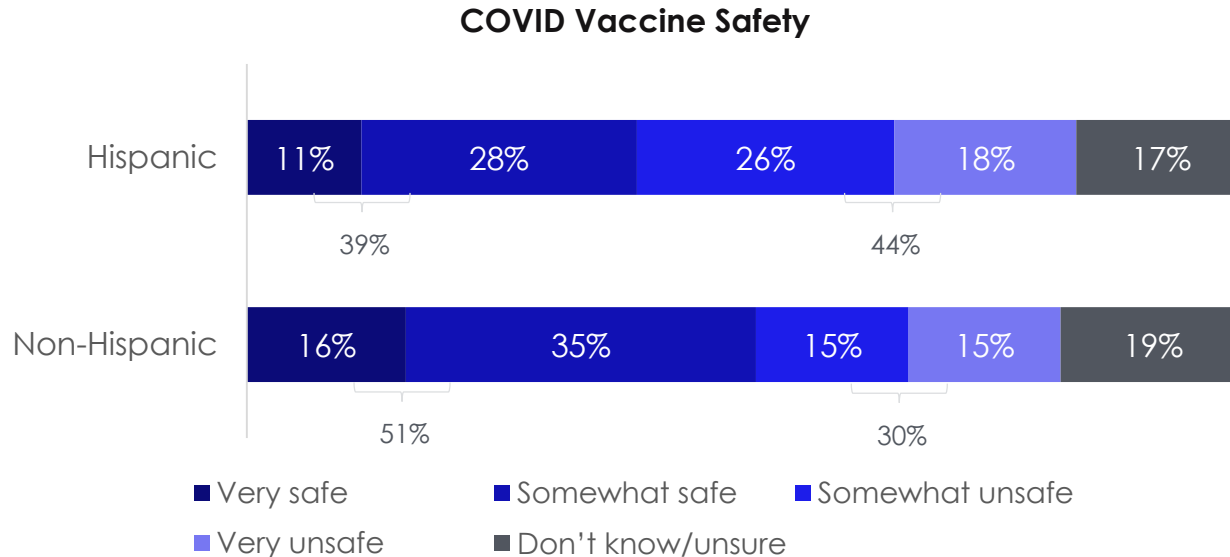
IMPACT OF TRUMP NOMINATING AMY CONEY BARRET:
-14% HISPANICS, 24% NON-HISPANICS MUCH MORE LIKELY TO VOTE FOR TRUMP
-28% HISPANICS, 23% NON-HISPANICS MUCH LESS LIKELY TO VOTE FOR TRUMP

President Trump has nominated Judge Amy Coney Barrett to fill the Supreme Court vacancy that arose from the passing of Justice Ruth Bader Ginsberg. Does this nomination make you more or less likely to vote for Donald Trump for President?



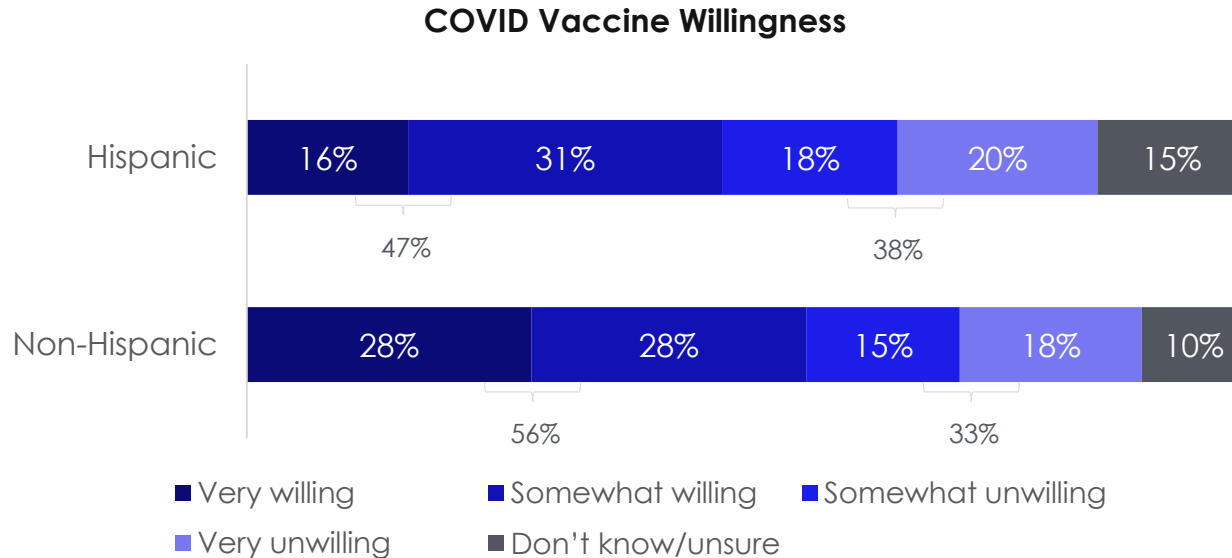
VACCINE SAFETY IF AVAILABLE BEFORE END OF YEAR TOP TWO BOX:
-VERY/SOMEWHAT SAFE: HISPANICS 39%, NON-HISPANICS 51%
-VERY/SOMEWHAT UNSAFE: HISPANICS 44%, NON-HISPANICS 30%

If a vaccine for COVID-19 was available before the end of the year, how safe do you think it will be to take?



**WILLING TO TAKE VACCINE BEFORE END OF YEAR TOP TWO BOX:
 -VERY/SOMEWHAT WILLING: HISPANICS 47%, NON-HISPANICS 56%
 -VERY/SOMEWHAT UNWILLING: HISPANICS 38%, NON-HISPANICS 33%**

If a vaccine for COVID-19 was available before the end of the year and you believed it was safe, how willing or unwilling would you be to take it?

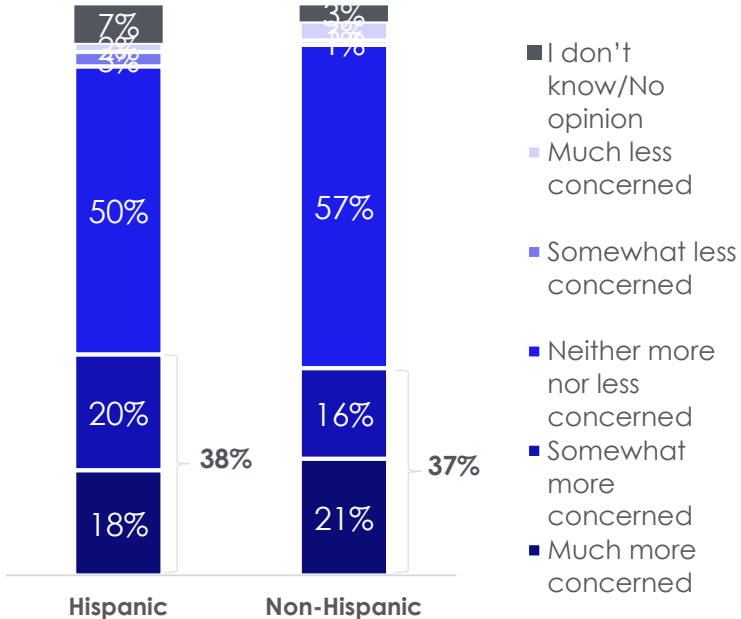


EFFECT OF TRUMP COVID DIAGNOSIS:

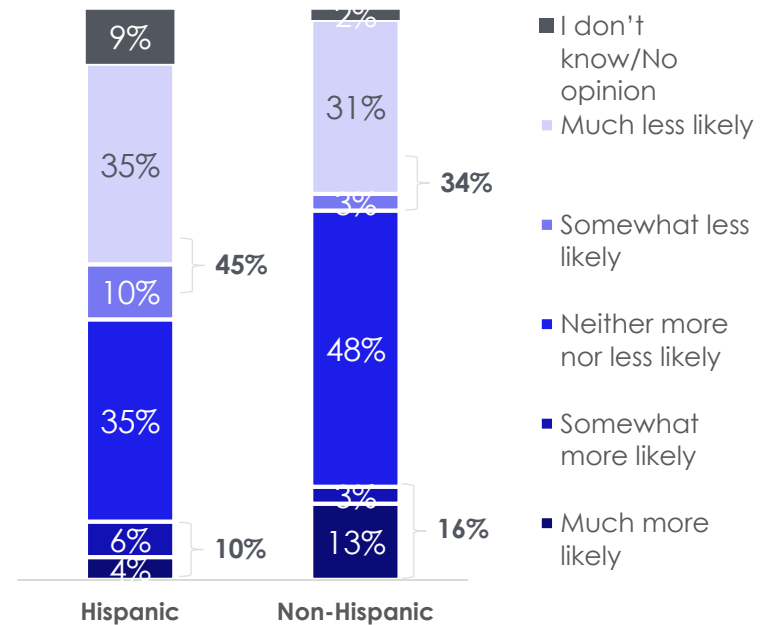
-ALMOST 40% OF RESPONDENTS SOMEWHAT/MUCH MORE CONCERNED FOR THEMSELVES AND THEIR FAMILY

-45% OF HISPANICS, 34% NON-HISPANICS SOMEWHAT/MUCH LESS LIKELY TO VOTE FOR TRUMP

Effect of Trump COVID Diagnosis
on Concern for Self and Family



Effect of Trump COVID Diagnosis
on Likelihood to Vote Trump



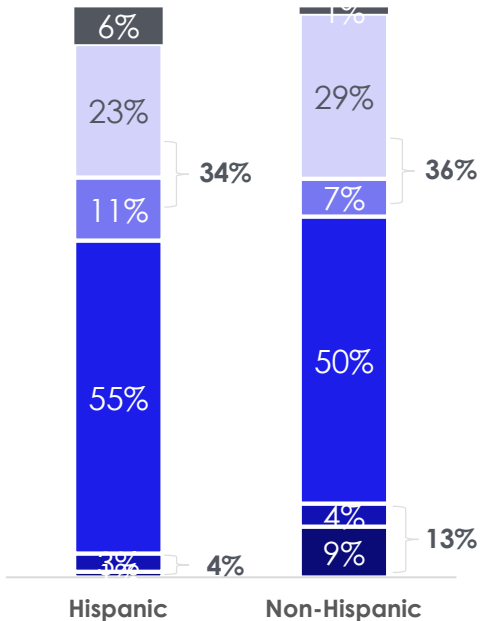
EFFECT OF TRUMP COVID DIAGNOSIS ON TRUMP OPINION:

-ONE THIRD OF RESPONDENTS HAVE A SOMEWHAT/MUCH LESS FAVORABLE OPINION

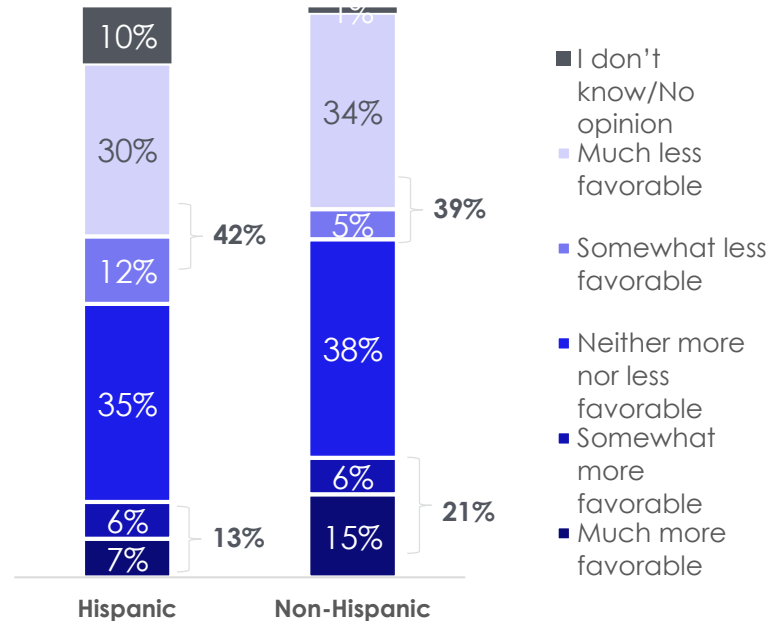
EFFECT OF TRUMP HANDLING OF COVID DIAGNOSIS ON TRUMP OPINION:

-ABOUT 40% OF RESPONDENTS HAVE A SOMEWHAT/MUCH LESS FAVORABLE OPINION

Effect of Trump COVID Diagnosis on Trump Opinion



Effect of Trump Handling of COVID Diagnosis on Trump Opinion

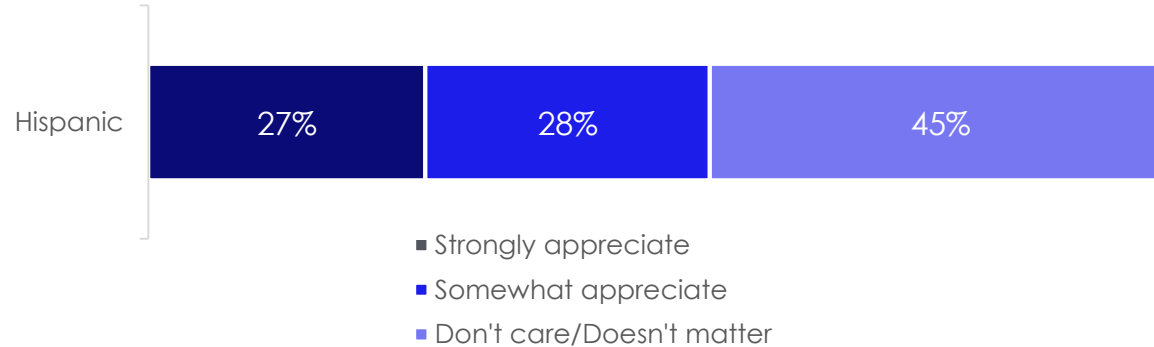


THE IMPORTANCE OF SPANISH LANGUAGE

ALMOST 60% OF HISPANICS STRONGLY/SOMEWHAT APPRECIATE CANDIDATES WHO ADVERTISE IN SPANISH

When you follow a political campaign for President, Congress, Senate or Governor, do you appreciate when candidates advertise in Spanish in trying to win your vote?

Spanish Language Campaigns



COMMUNICATING IN SPANISH: -66% OF HISPANICS AGREE POLITICAL PARTIES/CANDIDATES WHO ADVERTISE IN SPANISH WANT THEIR VOTE -45% AGREE IT SHOWS THEM CANDIDATES ARE TRULY INTERESTED IN HISPANICS AND THEIR COMMUNITY

How much do you agree or disagree with each of the following statements? *[Spanish Language Campaigns]*

Statement	Hispanic	
	Agree	Disagree
Political parties and candidates who advertise in Spanish are showing me they want my vote.	66%	7%
When a political party or candidate communicates with me in Spanish, it suggests that they are truly interested in Hispanics and our community.	45%	18%

5 pt Scale: Agree = 4,5, Disagree = 1,2, Neutral = 3 (not reported), No opinion = 0 (Not reported)

Agree and Disagree above will not sum to 100%

Among registered voters 18+

Source: Univision political tracker in collaboration with Media Predict as of October 2020

CORONAVIRUS

-HANDLING APPROVAL

-EFFECTS ON JOBS

-SCHOOL OPENING STATEMENTS AND PARENT OPINION

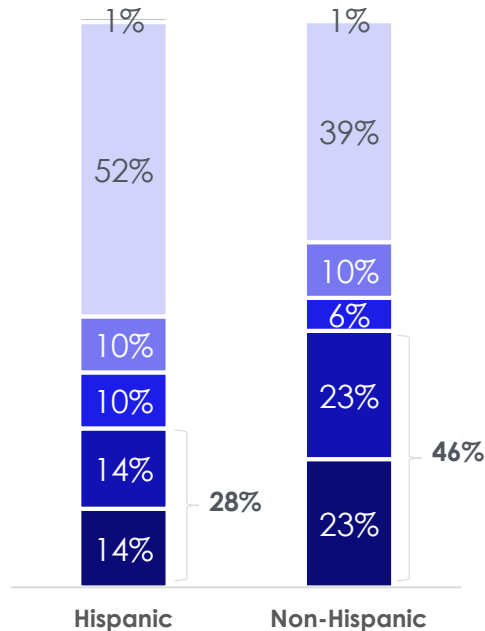
APPROVE TRUMP HANDLING OF CORONAVIRUS TOP TWO BOX:

-HISPANICS 28%, NON-HISPANICS 46%

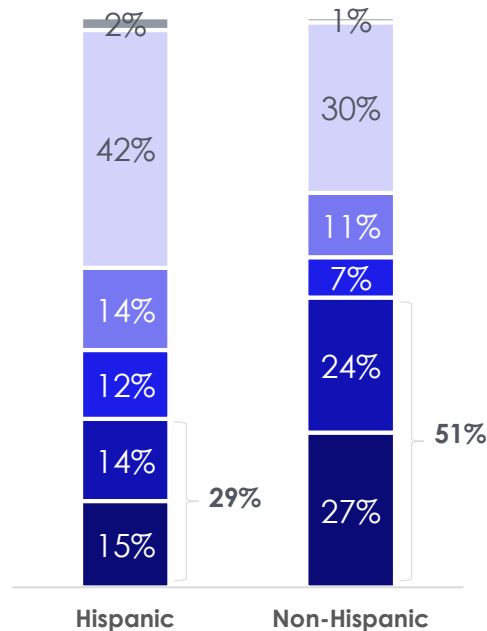
APPROVE TRUMP HANDLING ECONOMIC IMPACT OF CORONAVIRUS TOP TWO BOX:

-HISPANICS 29%, NON-HISPANICS 51%

Trump Handling of Coronavirus



Trump Handling of Economic Impact of Coronavirus



- I don't know/No opinion
- Strongly disapprove
- Somewhat disapprove
- Neither approve nor disapprove
- Somewhat approve
- Strongly approve

APPROVE CONGRESS HANDLING OF CORONAVIRUS TOP TWO BOX:

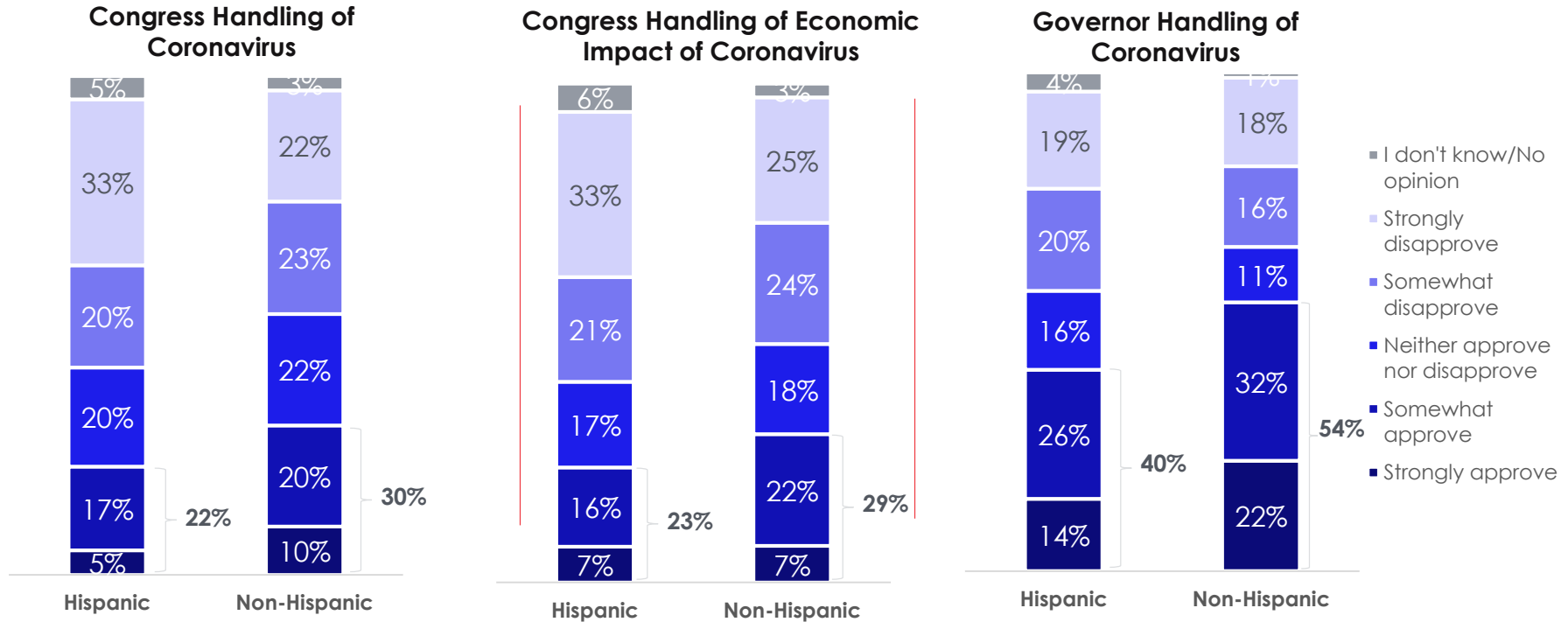
-HISPANICS 22%, NON-HISPANICS 30%

APPROVE CONGRESS HANDLING OF ECONOMIC IMPACT CORONAVIRUS TOP TWO BOX:

-HISPANICS 23%, NON-HISPANICS 29%

APPROVE GOVERNOR HANDLING OF CORONAVIRUS TOP TWO BOX:

-HISPANICS 40%, NON-HISPANICS 54%



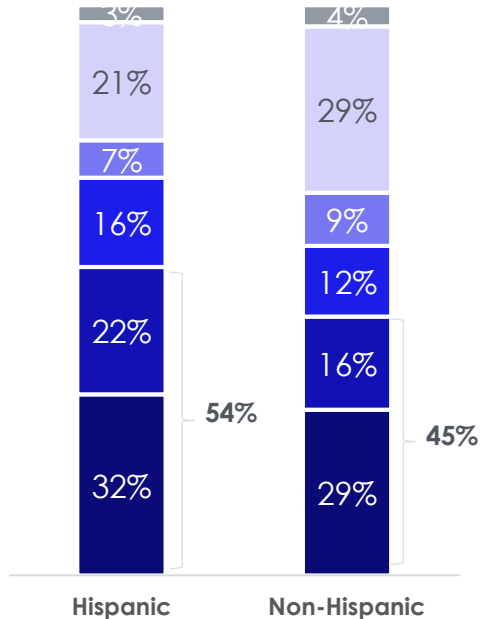
BIDEN HANDLING OF CORONAVIRUS WOULD BE BETTER TOP TWO BOX:

-HISPANICS 54%, NON-HISPANICS 45%

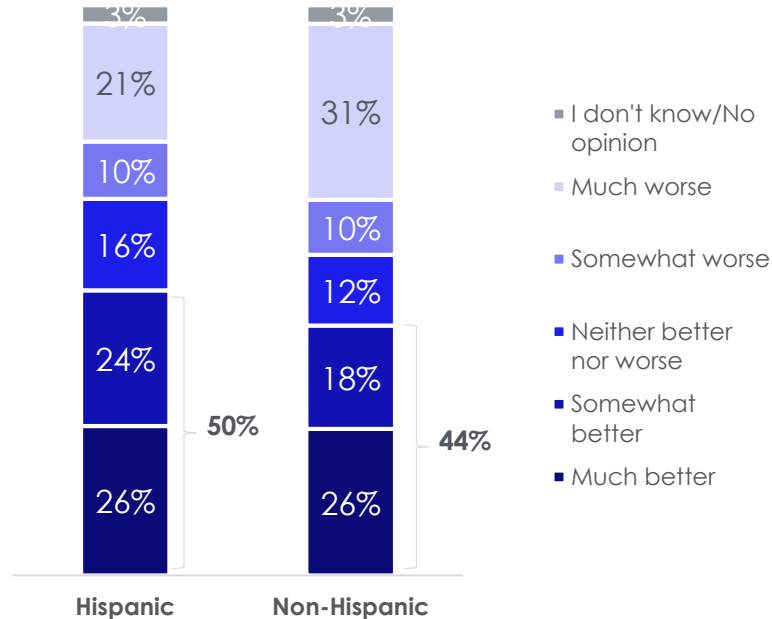
BIDEN HANDLING OF ECONOMIC IMPACT OF CORONAVIRUS WOULD BE BETTER TOP TWO BOX:

-HISPANICS 50%, NON-HISPANICS 44%

**Biden Handling of Coronavirus –
Better or Worse**



**Biden Handling of Economic
Impact of Coronavirus – Better or
Worse**

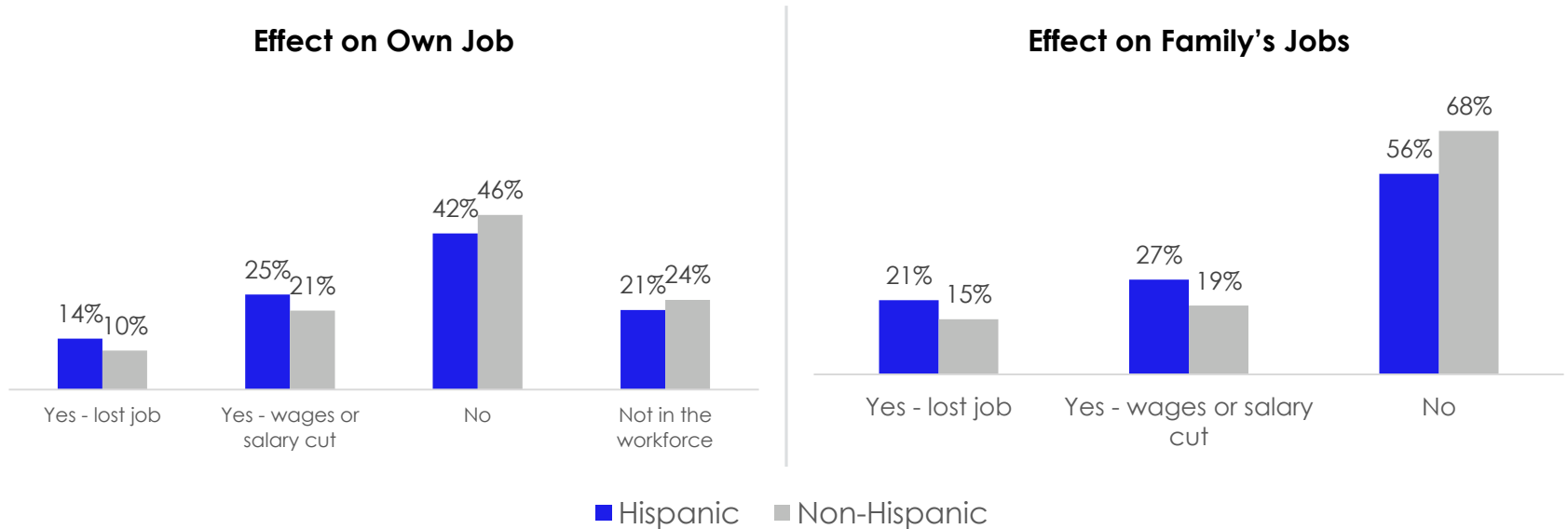


- I don't know/No opinion
- Much worse
- Somewhat worse
- Neither better nor worse
- Somewhat better
- Much better

**CORONAVIRUS EFFECT ON JOB:
 -HIGHER % OF HISPANICS HAVE LOST JOB OR SEEN WAGES/SALARY CUT THAN NON-HISPANICS
 -HIGHER % OF HISPANICS HAVE SEEN SOMEONE IN FAMILY LOSE JOB OR HAD WAGES/SALARY CUT THAN NON-HISPANICS**

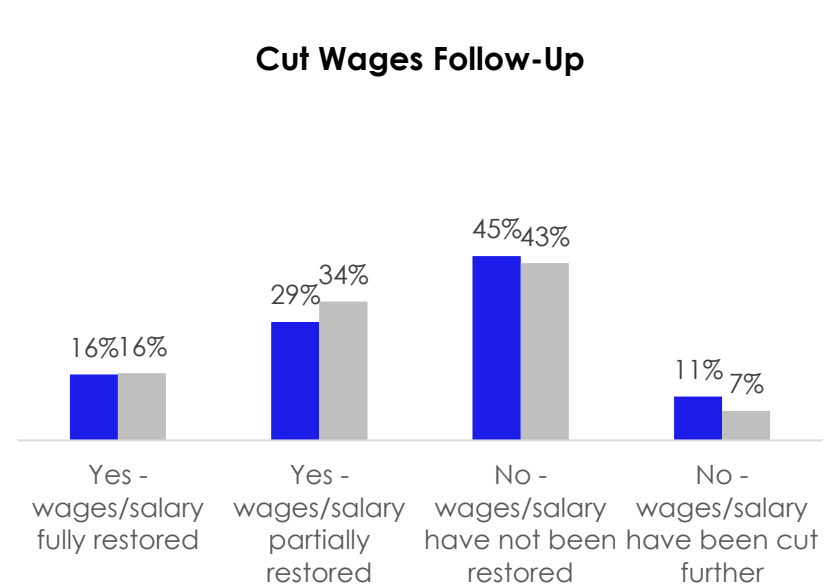
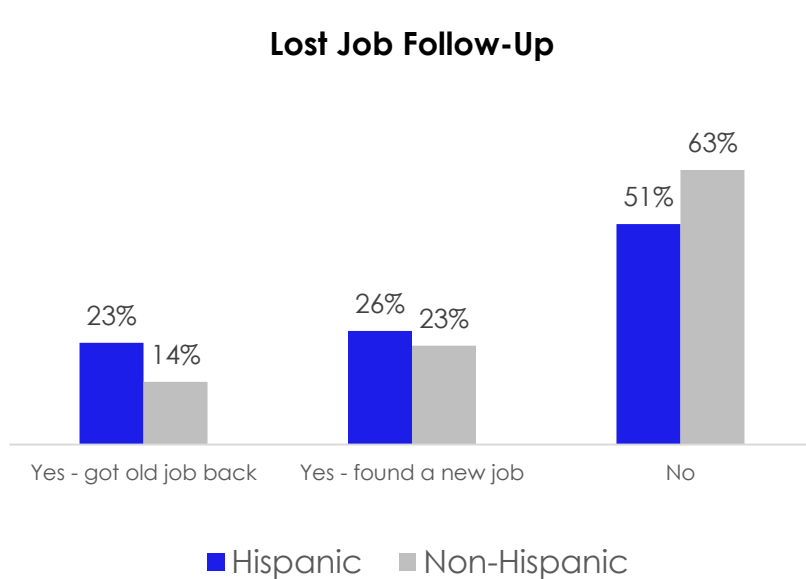
Have you lost your job or have your wages or salary been cut because of the coronavirus?

Besides you, has anyone in your family lost their job or have your wages or salary been cut because of the coronavirus?



-AMONG THOSE WHO LOST JOB, MORE THAN HALF OF RESPONDENTS HAVE NOT GOTTEN JOB BACK/FOUND NEW ONE
-AMONG THOSE WHO HAD WAGES CUT, OVER 50% RESPONDENTS HAVE NOT HAD WAGES RESTORED

*You answered that you had lost your job due to the coronavirus, have you since gotten your job back or found a new one?
 You answered that you had your wages or salary cut due to the coronavirus, have you since had your wages/salary restored?*



SCHOOL OPENING STATEMENTS

This year, schools are operating in a variety of ways, from being open for full-time in-person instruction to being completely on-line. For each of the following, please indicate how effective or ineffective you think they are in educating children.

Full Time:

Schools that are doing full-time in-person teaching.

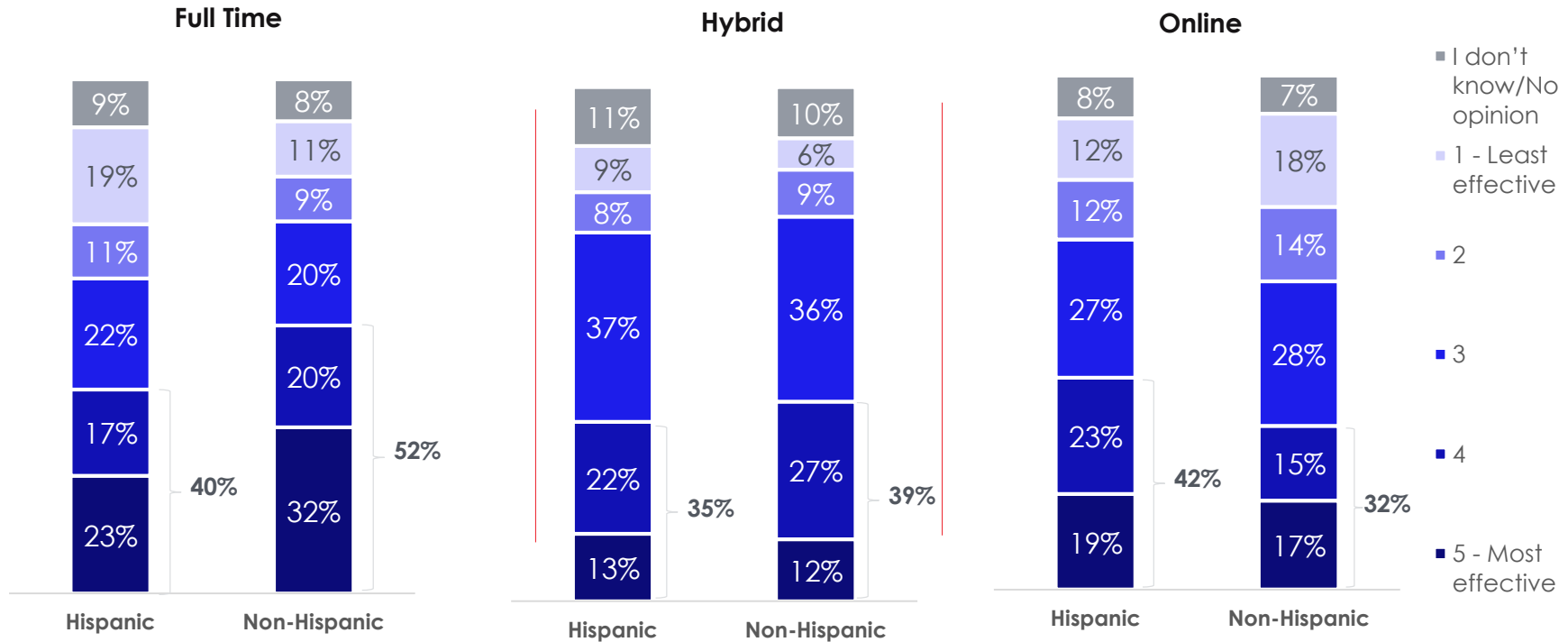
Hybrid:

Schools that are operating with a “hybrid” option where students split their time between in-person and on-line education. Half the students are physically at school at any time and the other half are on-line (remote learning).

Online:

Schools that are not open physically and do on-line education (remote learning) only.

SCHOOL OPENING OPTIONS TOP TWO BOX EFFECTIVE IN EDUCATING CHILDREN:
FULL-TIME: 40% HISPANICS, 52% NON-HISPANICS MOST EFFECTIVE
HYBRID: 35% HISPANICS, 39% NON-HISPANICS MOST EFFECTIVE
ONLINE: 42% HISPANICS, 32% NON-HISPANICS MOST EFFECTIVE



COVID-19/ECONOMY STATEMENTS

-MAJORITY OF RESPONDENTS ARE VERY WORRIED ABOUT WHAT IS HAPPENING TO THE ECONOMY AND BELIEVE ECONOMY WILL GET WORSE IF COVID CASES RISE

-ABOUT 60% HAVE ALREADY CUT BACK SPENDING SIGNIFICANTLY IN REACTION TO CORONAVIRUS; ABOUT 50% AGREE IMPACT OF CORONAVIRUS HAS HURT PERSONAL ECONOMIC SITUATION SIGNIFICANTLY

-ABOUT 60% EXPECT PERSONAL ECONOMIC SITUATION TO GET BETTER IN NEXT FEW YEARS; HISPANICS MORE LIKELY TO EXPECT CORONAVIRUS WILL HURT PERSONAL ECONOMIC SITUATION SIGNIFICANTLY

How much do you agree or disagree with each of the following statements? [Coronavirus crisis and the economy – 1 of 3]

Statement	Hispanic		Non-Hispanic	
	Agree	Disagree	Agree	Disagree
I am very worried about what is happening to the economy	77%	9%	79%	7%
I believe the economy will get worse if COVID cases rise	73%	10%	74%	9%
I expect my personal economic situation to get better in the next few years	62%	14%	55%	14%
I have already cut back my spending significantly in reaction to the coronavirus	59%	20%	57%	19%
The economic problems caused by the lockdown of the country will hurt more people than the coronavirus	53%	28%	56%	24%
The impact of the coronavirus has hurt my personal economic situation significantly already	53%	26%	45%	34%
I expect that the coronavirus will hurt my personal economic situation significantly	51%	22%	42%	32%

5 pt Scale: Agree = 4,5, Disagree = 1,2, Neutral = 3 (not reported), No opinion = 0 (Not reported)

Agree and Disagree above will not sum to 100%

Among registered voters 18+

Source: Univision political tracker in collaboration with Media Predict as of October 2020



-HISPANICS GREATER AGREEMENT: I AM WORRIED ABOUT MAKING MORTGAGE/RENT AND OTHER PAYMENTS LIKE PHONE, CREDIT CARD, OVER THE NEXT FEW MONTHS

-ABOUT 50% OF RESPONDENTS BELIEVE THE ECONOMY WILL BOUNCE BACK AS SOON AS RESTRICTIONS RELATED TO CORONAVIRUS ARE LIFTED

-ABOUT 40% ARE MORE CONFIDENT ABOUT PERSONAL ECONOMIC SITUATION THAN IN FIRST FEW MONTHS OF PANDEMIC; EXPECT INCOME AND SPENDING WILL RETURN TO PRE-CORONAVIRUS LEVELS ONCE ECONOMY REOPENS

How much do you agree or disagree with each of the following statements? [Coronavirus crisis and the economy – 2 of 3]

Statement	Hispanic		Non-Hispanic	
	Agree	Disagree	Agree	Disagree
I am worried about making other payments, like phone, credit card, and car payments, over the next few months	48%	33%	37%	46%
I believe that the economy will bounce back as soon as the restrictions related to coronavirus are lifted	47%	31%	52%	29%
I expect that my spending will return to pre-coronavirus levels once the economy reopens	43%	25%	44%	26%
I am more confident about my personal economic situation than I was in the first few months of the coronavirus pandemic	42%	30%	40%	27%
I am worried about making my mortgage/rent payment over the next few months	39%	36%	30%	49%
I have started to spend more than I was spending in the first few months of the coronavirus pandemic	38%	39%	34%	41%
I expect that my income will return to pre-coronavirus levels once the economy reopens	37%	23%	42%	18%

5 pt Scale: Agree = 4,5, Disagree = 1,2, Neutral = 3 (not reported), No opinion = 0 (Not reported)

Agree and Disagree above will not sum to 100%

Among registered voters 18+

Source: Univision political tracker in collaboration with Media Predict as of October 2020



-37% OF HISPANICS, 48% NON-HISPANICS ARE CONFIDENT THAT SOCIAL SECURITY AND MEDICARE BENEFITS WILL BE AVAILABLE WHEN THEY RETIRE

RESPONDENTS DISAGREE:

-THE HEALTH RISK OF THE CORONAVIRUS IS OVERBLOWN

-I AM MORE WORRIED ABOUT THE ECONOMY THAN ABOUT THE CORONAVIRUS

-I BELIEVE I WILL LOSE MY JOB SOMETIME IN THE NEXT FEW MONTHS

-I BELIEVE MY WAGES/SALARY WILL BE CUT SOMETIME IN NEXT FEW MONTHS (EQUAL % OF HISPANICS AGREE)

How much do you agree or disagree with each of the following statements? [Coronavirus crisis and the economy – 3 of 3]

Statement	Hispanic		Non-Hispanic	
	Agree	Disagree	Agree	Disagree
I am confident that Social Security and Medicare benefits will be available to me when I retire, similarly to current retirees	37%	34%	48%	31%
I am more worried about the economy than I am about the coronavirus	36%	39%	47%	35%
The health risk of the coronavirus is overblown	34%	45%	36%	49%
I believe that my wages/salary will be cut sometime in the next few months	29%	30%	26%	43%
I believe that I will lose my job sometime in the next few months	24%	39%	19%	52%

5 pt Scale: Agree = 4,5, Disagree = 1,2, Neutral = 3 (not reported), No opinion = 0 (Not reported)

Agree and Disagree above will not sum to 100%

Among registered voters 18+

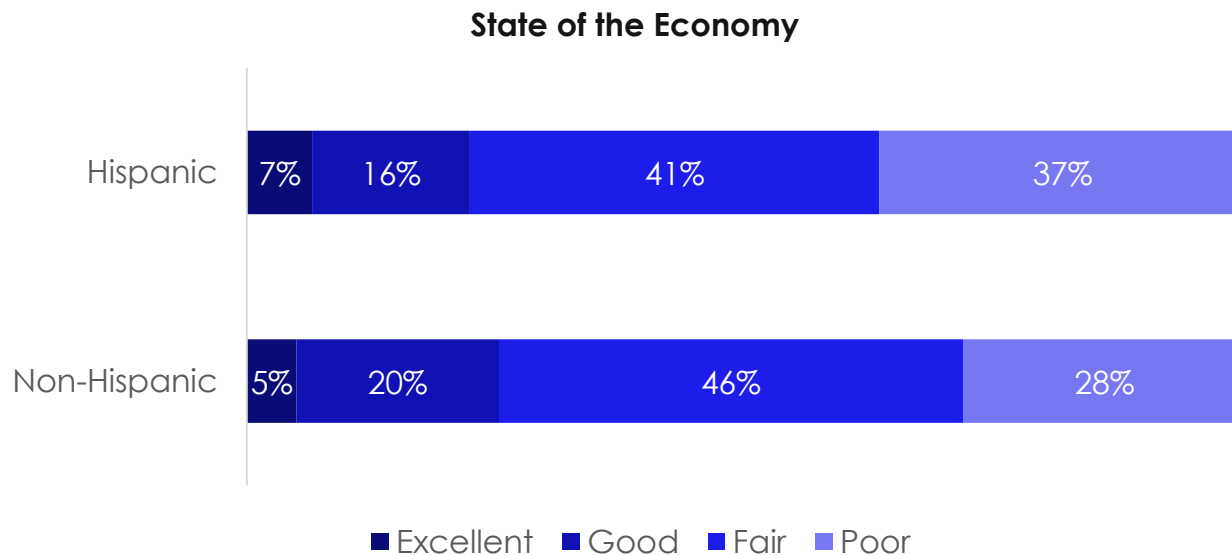
Source: Univision political tracker in collaboration with Media Predict as of October 2020



ECONOMY

-7% OF HISPANICS, 5% NON-HISPANICS RATE THE ECONOMY AS EXCELLENT -37% OF HISPANICS AND 28% NON-HISPANICS RATE IT AS POOR

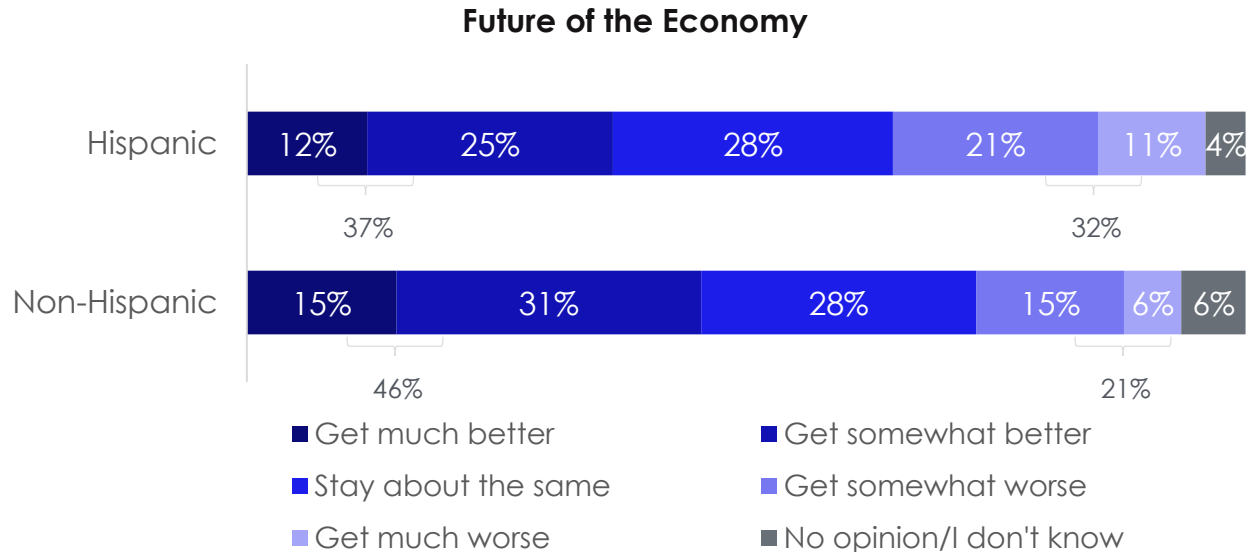
How would you rate the economy of the United States right now?



HOW WILL THE ECONOMY BE OVER NEXT FEW MONTHS?

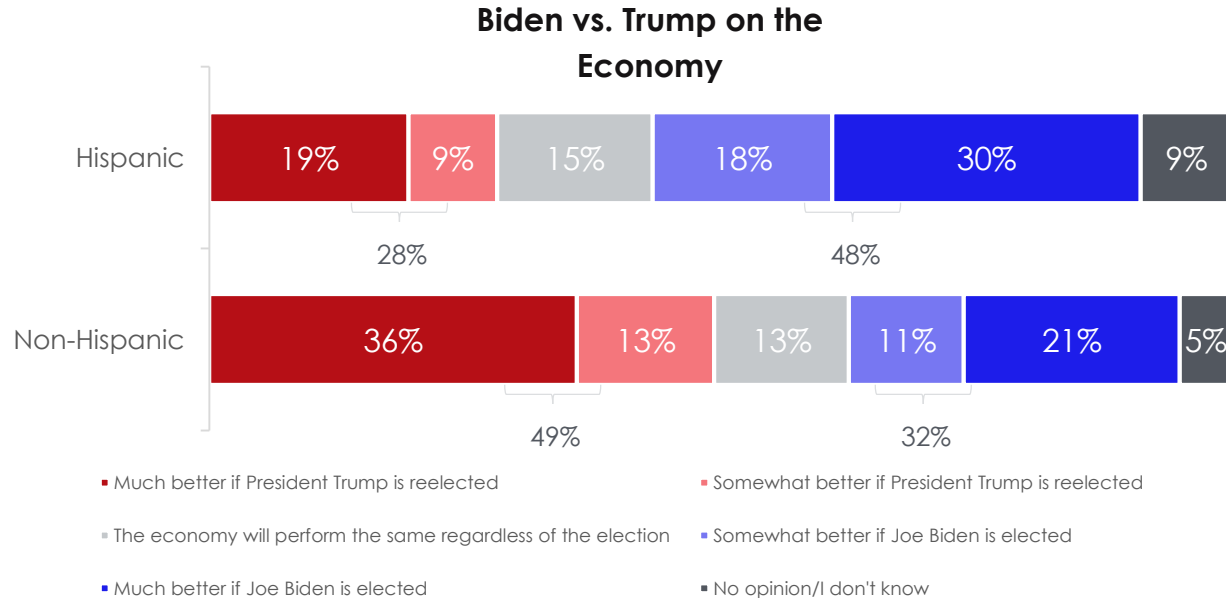
-MUCH/SOMEWHAT BETTER: HISPANIC 37%, NON-HISPANIC 46%
-MUCH/SOMEWHAT WORSE: HISPANIC 32%, NON-HISPANIC 21%

Thinking ahead to a few months from now... Do you believe the economy will get better, get worse, or stay about the same as it is now?



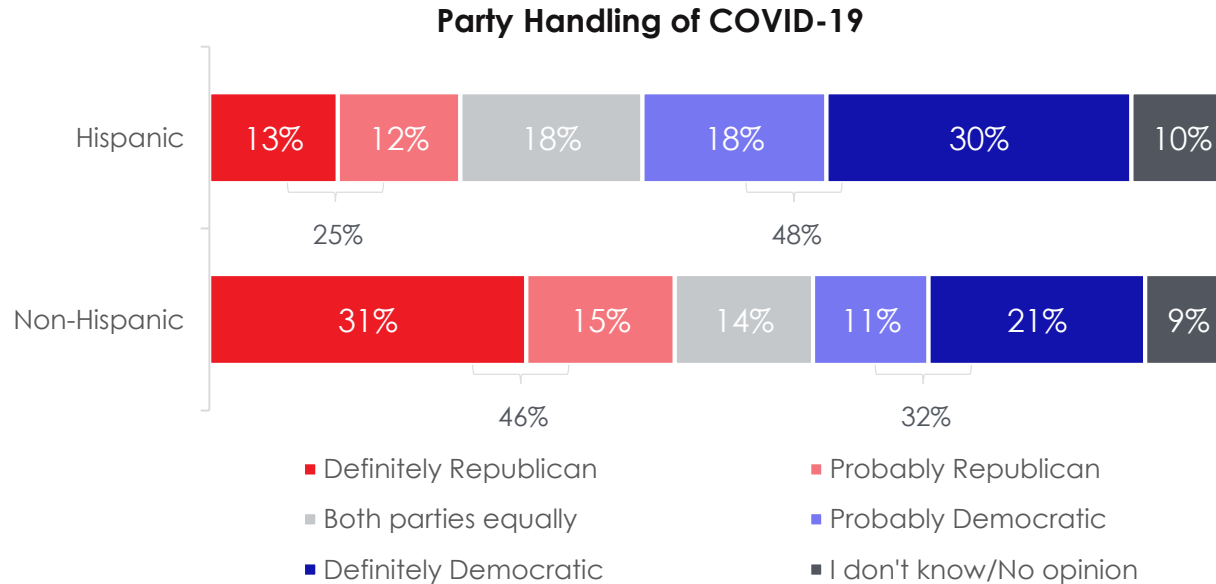
ECONOMY WILL DO BETTER TOP TWO BOX:
-IF BIDEN ELECTED: HISPANICS 48%, NON-HISPANICS 32%
-IF TRUMP REELECTED: HISPANICS 28%, NON-HISPANICS 49%

Will the economy do better if President Trump is reelected or if Joe Biden is elected president?



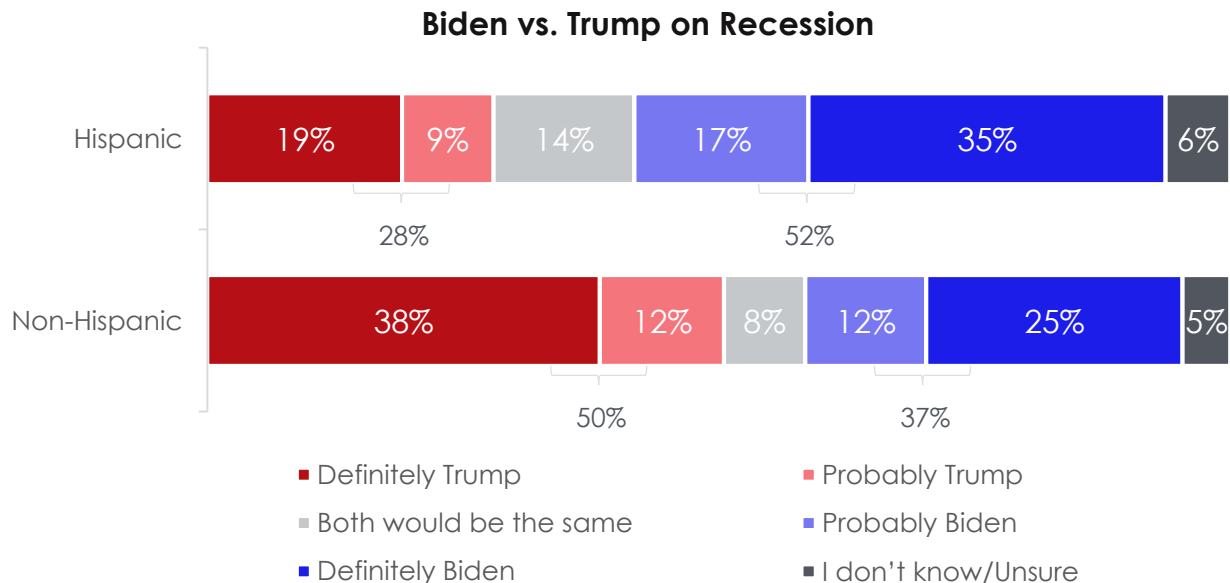
PARTY BETTER ABLE TO HANDLE ECONOMIC IMPACT OF THE VIRUS TOP TWO BOX:
-HISPANICS: DEMOCRATIC 48%, REPUBLICAN 25%
-NON-HISPANICS: DEMOCRATIC 32%, REPUBLICAN 46%

Which party is better able to handle the economic impact of the coronavirus?



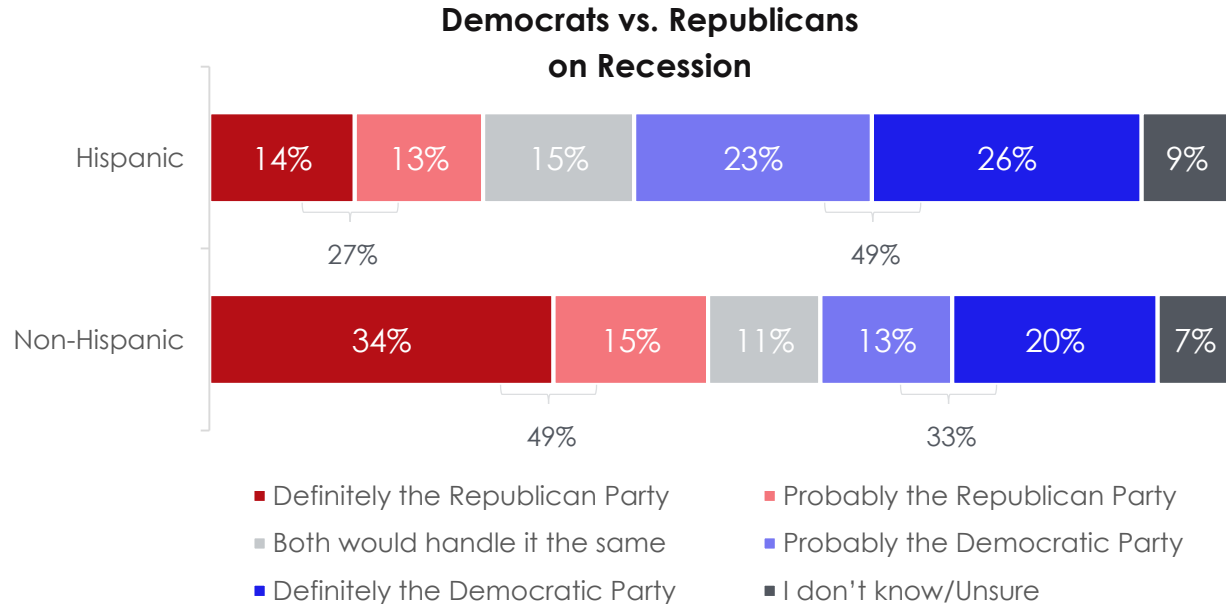
PRESIDENTIAL CANDIDATE BEST ABLE TO HANDLE AN ECONOMIC RECESSION TOP TWO BOX:
-BIDEN: HISPANICS 52%, NON-HISPANICS 37%
-TRUMP: HISPANICS 28%, NON-HISPANICS 50%

Which presidential candidate would best be able to handle an economic recession, President Donald Trump or Joe Biden?



POLITICAL PARTY BEST ABLE TO HANDLE AN ECONOMIC RECESSION TOP TWO BOX:
-REPUBLICAN: HISPANICS 27%, NON-HISPANICS 49%
-DEMOCRATIC: HISPANICS 49%, NON-HISPANICS 33%

Which political party would best be able to handle an economic recession, the Republican Party or the Democratic Party?



HEALTHCARE

ABOUT 60% OF RESPONDENTS RANK BRINGING DOWN PRICE OF HEALTH INSURANCE DEDUCTIBLES, COPAYS, AND PREMIUMS AS TOP HEALTHCARE PRIORITY

-HISPANICS RANK IMPROVING ACCESS TO HEALTHCARE SECOND IN IMPORTANCE

Other than the ongoing Coronavirus issues, which TWO of the following do you believe should be the top priorities when it comes to our nation's health care system...

Please rank the two top priorities when it comes to our nation's health care system, with 1 being the most important, and 2 being the 2nd most important.

Statement	Hispanic		Non-Hispanic	
	Selected	Rank Index	Selected	Rank Index
Bringing down the price of health insurance deductibles, copays and premiums	61%	158	60%	153
Improving access to health care	50%	128	44%	114
Lowering the price of prescription drugs	45%	106	56%	133
Ensuring that the latest drugs and treatments are available to patients	30%	72	25%	63
Dealing with the opioid/painkiller addiction epidemic	15%	36	15%	36

*The rank index is calculated by combining both how often each statement was chosen, and the ranking of each respondent's top 2 statements

-MAJORITY OF RESPONDENTS AGREE PEOPLE SHOULD BE REQUIRED TO MAINTAIN SOCIAL DISTANCING AND WEAR FACEMASKS IN PUBLIC UNTIL THREAT FROM CORONAVIRUS IS GONE; DRUG ABUSE IS A SERIOUS PUBLIC HEALTH ISSUE

-ABOUT 60% AGREE GOVT FUNDED HEALTH INSURANCE SHOULD BE AVAILABLE TO EVERYONE IN U.S.; BEST WAY TO ADDRESS HEALTHCARE ISSUES IS TO IMPROVE CURRENT SYSTEM; ARE GENERALLY SATISFIED WITH HEALTHCARE COVERAGE

-ABOUT 40% AGREE MEDICAID AND MEDICARE ARE WORKING WELL NOW

How much do you agree or disagree with each of the following statements? [Healthcare - 1 of 2]

Statement	Hispanic		Non-Hispanic	
	Agree	Disagree	Agree	Disagree
People should be required to maintain social distancing (i.e., stay at least 6 feet away from other people) until the threat from coronavirus is gone	81%	7%	78%	11%
Drug abuse is a serious public health issue in the United States.	79%	8%	80%	6%
People should be required to wear facemasks in public until the threat from coronavirus is gone	79%	9%	76%	13%
Government funded health insurance should be available to everyone in the United States.	62%	19%	55%	28%
The best way to address healthcare issues in the United States is to improve the current system, including improving the Affordable Care Act (also known as Obamacare).	57%	15%	57%	23%
I am generally satisfied with my healthcare coverage.	56%	19%	62%	18%
Medicare For All (that includes the elimination of all private health insurance) would not negatively impact the quality or availability of healthcare services in the United States.	44%	22%	38%	39%
Medicaid and Medicare are working well now.	38%	27%	43%	27%

5 pt Scale: Agree = 4.5, Disagree = 1.2, Neutral = 3 (not reported), No opinion = 0 (Not reported)

Agree and Disagree above will not sum to 100%

Among registered voters 18+

Source: Univision political tracker in collaboration with Media Predict as of October 2020



-ABOUT 40% OF RESPONDENTS AGREE ABORTION SHOULD BE LEGAL ONLY IN FIRST TRIMESTER OF PREGNANCY

-EQUAL % OF HISPANICS AGREE/DISAGREE THE GOVT SHOULD ELIMINATE ALL PRIVATE HEALTH INSURANCE AND REPLACE IT WITH A GOVT-RUN PROGRAM LIKE MEDICARE, NON-HISPANICS DISAGREE

ALL RESPONDENTS DISAGREE:

-GOVT FUNDS SHOULD BE USED TO PAY FOR ABORTIONS; ABORTIONS SHOULD BE AVAILABLE ANY TIME DURING PREGNANCY

-IN ORDER TO PAY FOR UNIVERSAL GOVT FUNDED HEALTH INSURANCE, GOVT SHOULD RAISE MY TAXES

How much do you agree or disagree with each of the following statements? [Healthcare - 2 of 2]

Statement	Hispanic		Non-Hispanic	
	Agree	Disagree	Agree	Disagree
Abortion should be legal only in the first trimester of pregnancy	36%	29%	42%	32%
The Government should eliminate all private health insurance and replace it with a Government-run program like Medicare.	33%	34%	31%	48%
In order to pay for universal government funded health insurance, the govt should raise my taxes.	27%	43%	30%	51%
Government funds should be used to pay for abortions.	26%	48%	23%	51%
Abortion should be available to a woman at any time during her pregnancy	25%	47%	31%	51%

5 pt Scale: Agree = 4,5, Disagree = 1,2, Neutral = 3 (not reported), No opinion = 0 (Not reported)

Agree and Disagree above will not sum to 100%

Among registered voters 18+

Source: Univision political tracker in collaboration with Media Predict as of October 2020



**PUBLIC SAFETY
POLICE REFORM
PROTESTS**

- MAJORITY OF RESPONDENTS AGREE STRICTER BACKGROUND CHECKS ON THE SALE OF GUNS BEST WAY TO REDUCE GUN VIOLENCE; ASSAULT RIFLES SHOULD BE BANNED
- ABOUT 60% OF HISPANICS, 50% NON-HISPANICS BELIEVE STRICTER GUN CONTROL LAWS WOULD REDUCE CRIME
- HISPANICS FAR LOWER SUPPORT FOR SECOND AMENDMENT GUN RIGHTS
- HISPANICS LOWER AGREEMENT LOCAL AND STATE AUTHORITIES SHOULD COOPERATE WITH FEDERAL IMMIGRATION AUTHORITIES
- RESPONDENTS DISAGREE CRIME IS GETTING WORSE IN NEIGHBORHOOD; FEEL LESS SAFE IN NEIGHBORHOOD THAN A YEAR AGO

How much do you agree or disagree with each of the following statements? **[Public Safety]**

Statement	Hispanic		Non-Hispanic	
	Agree	Disagree	Agree	Disagree
Stricter background checks on the sale of guns is the best way to reduce gun violence	75%	10%	72%	15%
Assault rifles should be banned	60%	19%	57%	28%
I believe that stricter gun control laws would reduce crime	60%	23%	52%	34%
Local and State authorities should cooperate with federal immigration authorities	55%	18%	69%	9%
I support Second Amendment gun rights	55%	15%	70%	11%
Crime is getting worse in my neighborhood	34%	41%	32%	40%
I feel less safe in my neighborhood than I did a year ago	31%	40%	34%	41%

5 pt Scale: Agree = 4,5, Disagree = 1,2, Neutral = 3 (not reported), No opinion = 0 (Not reported)

Agree and Disagree above will not sum to 100%

Among registered voters 18+

Source: Univision political tracker in collaboration with Media Predict as of October 2020



-ABOUT 60% OF HISPANICS, 70% NON-HISPANICS AGREE: THE POLICE MAKE MY NEIGHBORHOOD SAFER; I TRUST POLICE IN MY NEIGHBORHOOD; LOCAL POLICE DO A GOOD JOB; LESS POLICE IN NEIGHBORHOOD WOULD CAUSE CRIME TO GO UP SIGNIFICANTLY

-MORE THAN HALF OF RESPONDENTS AGREE THE CRIMINAL JUSTICE SYSTEM IN THE U.S. TREATS MINORITIES UNFAIRLY; HISPANICS FAR LESS AGREEMENT THE POLICE IN THE U.S. GENERALLY TREAT MINORITIES FAIRLY

-RESPONDENTS DISAGREE LOCAL GOVT SHOULD COMPLETELY DEFUND THE POLICE, OR REDUCE RESOURCES FOR POLICE AND USE MONEY FOR OTHER PURPOSES

How much do you agree or disagree with each of the following statements? [Police Reform]

Statement	Hispanic		Non-Hispanic	
	Agree	Disagree	Agree	Disagree
The police make my neighborhood safer	63%	11%	76%	7%
I trust the police in my neighborhood	62%	15%	75%	10%
My local police do a good job	62%	16%	75%	9%
Less police in my neighborhood would cause crime to go up significantly	60%	18%	67%	14%
The criminal justice system in the United States treats minorities unfairly	57%	19%	51%	31%
I believe that police in the United States generally treat minorities fairly	38%	37%	55%	30%
My local government should significantly reduce the resources for police and use the money for other purposes	31%	46%	24%	60%
My local government should completely defund the police	25%	52%	18%	69%

5 pt Scale: Agree = 4,5, Disagree = 1,2, Neutral = 3 (not reported), No opinion = 0 (Not reported)

Agree and Disagree above will not sum to 100%

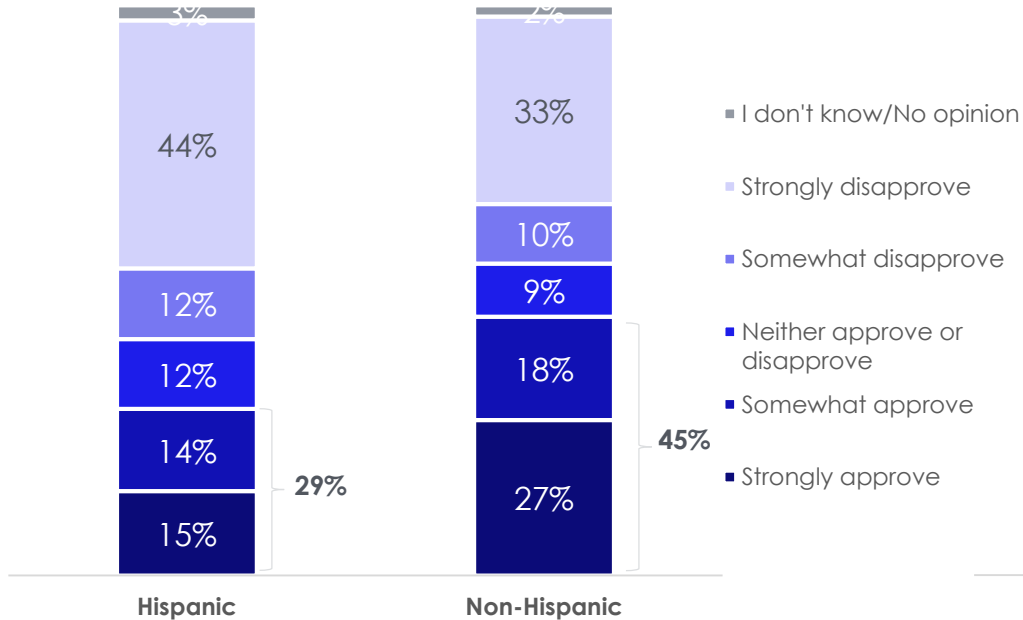
Among registered voters 18+

Source: Univision political tracker in collaboration with Media Predict as of October 2020

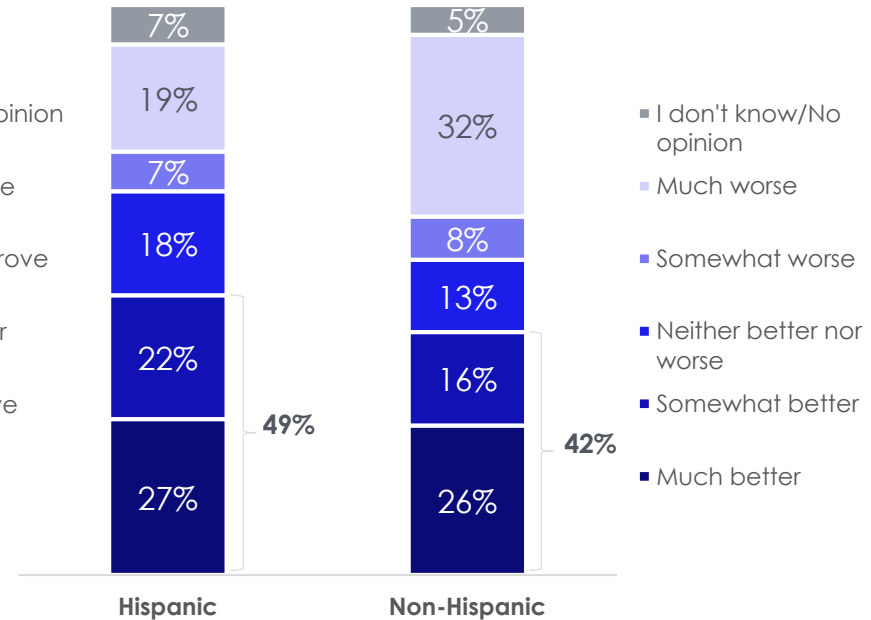


**TRUMP APPROVE HANDLING OF PROTESTS TOP TWO BOX:
-STRONGLY/SOMEWHAT APPROVE: HISPANICS 29%, NON-HISPANICS 45%**
**BIDEN HANDLING OF PROTESTS BETTER OR WORSE TOP TWO BOX:
-SOMEWHAT/MUCH BETTER: 49% HISPANICS, NON-HISPANICS 42%**

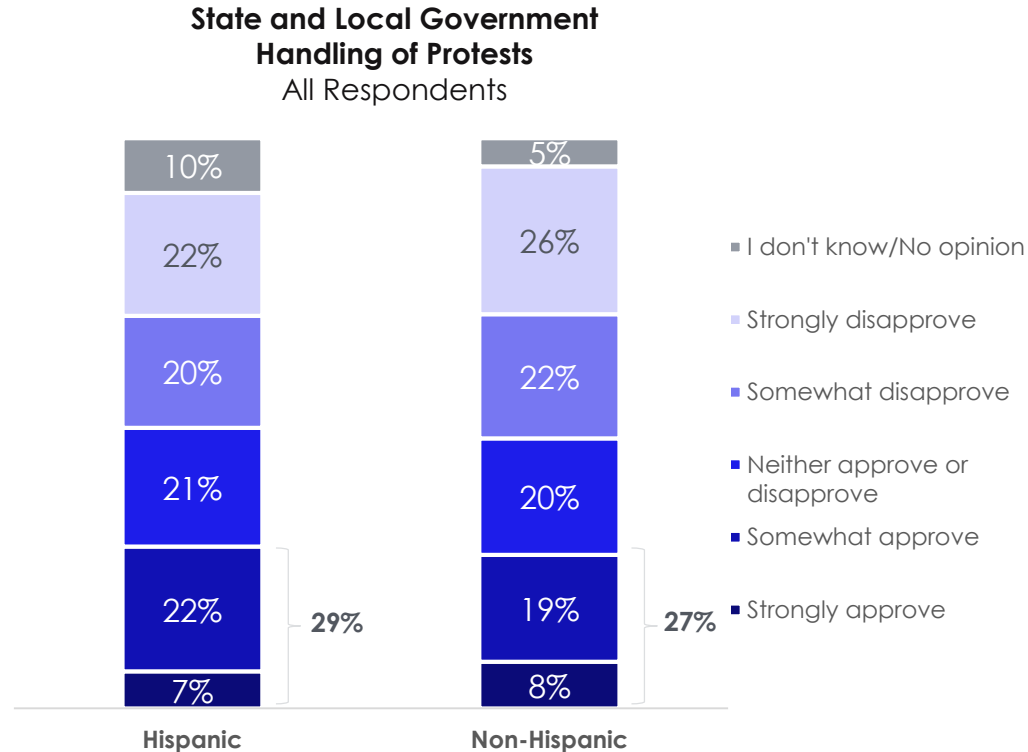
Trump Handling of Protests
All Respondents



Biden Handling of Protests Better or Worse
All Respondents

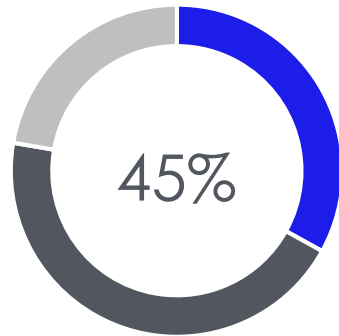


STATE AND LOCAL GOVT HANDLING OF PROTESTS TOP TWO BOX: STRONGLY/SOMEWHAT APPROVE HISPANICS 29%, NON-HISPANICS 27%

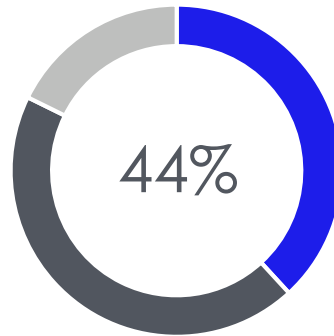


TRUMP RESPONSE TO VIOLENCE: ABOUT 45% OF RESPONDENTS BELIEVE TRUMP SHOULD WAIT UNTIL STATE OFFICIALS ASK FOR HIS ASSISTANCE

Trump Response to Violence



Hispanics



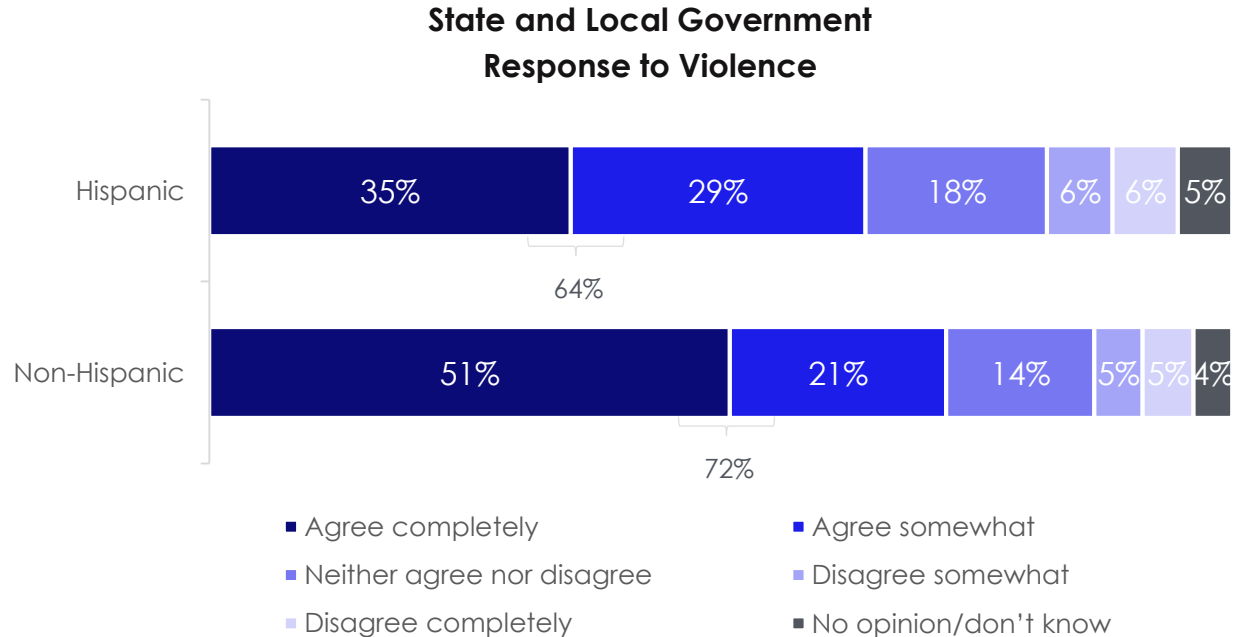
Non-Hispanics

- President Trump should take unilateral action
- President Trump should wait until State officials ask for his assistance
- I don't know/No opinion

TOP TWO BOX:

64% OF HISPANICS, 72% NON-HISPANICS AGREE THAT STATE AND LOCAL OFFICIALS SHOULD HAVE TAKEN STRONGER ACTION TO DEAL WITH THE VIOLENCE AND LOOTING THAT HAS BEEN OCCURRING IN THEIR CITIES OVER THE PAST FEW MONTHS

Do you agree or disagree that state and local officials should have taken stronger action to deal with the violence and looting that has been occurring in their cities over the past few months?



-ABOUT 70% OF RESPONDENTS APPROVE OF THE NON-VIOLENT PROTESTS

MAJORITY OF RESPONDENTS AGREE:

-THE LOOTING AND DESTRUCTION OF PROPERTY DURING PROTESTS SHOULD HAVE BEEN STOPPED IMMEDIATELY; THE PEOPLE LOOTING AND DAMAGING PROPERTY SHOULD BE ARRESTED AND PROSECUTED; I AM VERY CONCERNED ABOUT THE VIOLENCE AND LOOTING THAT IS OCCURRING IN SOME AMERICAN CITIES

ABOUT 60% OF HISPANICS, 70% OF NON-HISPANICS AGREE:

-IF NECESSARY, THE NATIONAL GUARD SHOULD BE CALLED IN TO HELP LOCAL LAW ENFORCEMENT

-I HAVE BECOME MORE CONCERNED OVER PAST FEW WEEKS ABOUT VIOLENCE AND LOOTING OCCURRING IN SOME AMERICAN CITIES

-I BELIEVE OUTSIDE ORGANIZED GROUPS HAVE BEEN MOSTLY RESPONSIBLE FOR VIOLENCE AND DAMAGE TO PROPERTY DURING PROTESTS

How much do you agree or disagree with each of the following statements? [Race Relations]

Statement	Hispanic		Non-Hispanic	
	Agree	Disagree	Agree	Disagree
The looting and destruction of property during the protests should have been stopped immediately	76%	8%	83%	5%
The people that have been looting and damaging property should be arrested and prosecuted	73%	10%	87%	3%
I am very concerned about the violence and looting that is occurring in some American cities	69%	11%	81%	7%
I approve of the non-violent protests that started after the death of George Floyd in June 2020	65%	17%	67%	16%
If necessary, the National Guard should be called in to help local law enforcement	62%	16%	73%	12%
I have become more concerned over the past few weeks about the violence and looting that is occurring in some American cities	60%	15%	68%	13%
I believe that organized outside groups have been mostly responsible for the violence and damage to property during the protests	60%	13%	73%	7%
If necessary, the United States Armed Forces should be called in to help local law enforcement	51%	26%	62%	22%

5 pt Scale: Agree = 4,5, Disagree = 1,2, Neutral = 3 (not reported), No opinion = 0 (Not reported)

Agree and Disagree above will not sum to 100%

Among registered voters 18+

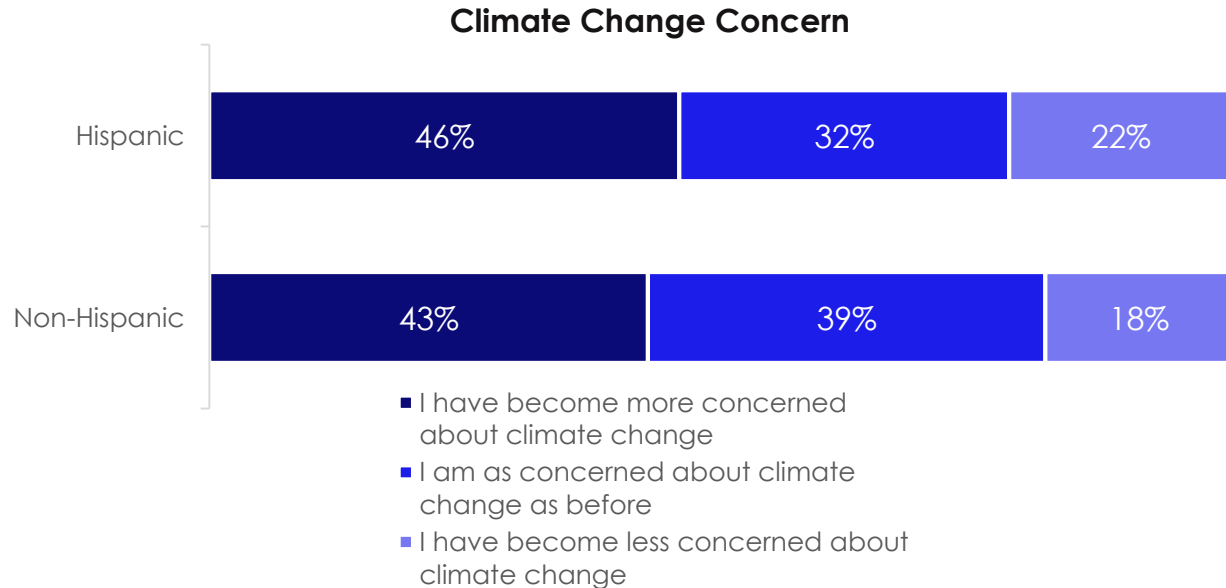
Source: Univision political tracker in collaboration with Media Predict as of October 2020



CLIMATE CHANGE

OVER THE PAST YEAR OR SO, MORE THAN 40% OF RESPONDENTS HAVE BECOME MORE CONCERNED ABOUT CLIMATE CHANGE

On the issue of climate change, over the past year or so have you become more concerned about this issue, less concerned about it, or about the same as before?



HISPANICS GREATER AGREEMENT: -CLIMATE CHANGE IS A VERY BIG THREAT TO THE PLANET -A RESULT OF HUMAN ACTIVITY -ACTION SHOULD BE TAKEN ON ENVIRONMENT EVEN IF IT MEANS SIGNIFICANT INCREASE IN TAXES

How much do you agree or disagree with each of the following statements? **[Climate Change]**

Statement	Hispanic		Non-Hispanic	
	Agree	Disagree	Agree	Disagree
Climate change is a very big threat to the planet.	74%	9%	69%	17%
Climate change is a result of human activity.	72%	7%	68%	16%
Action should be taken on the environment even if it means a significant increase in my taxes.	52%	22%	45%	35%

5 pt Scale: Agree = 4,5, Disagree = 1,2, Neutral = 3 (not reported), No opinion = 0 (Not reported)

Agree and Disagree above will not sum to 100%

Among registered voters 18+

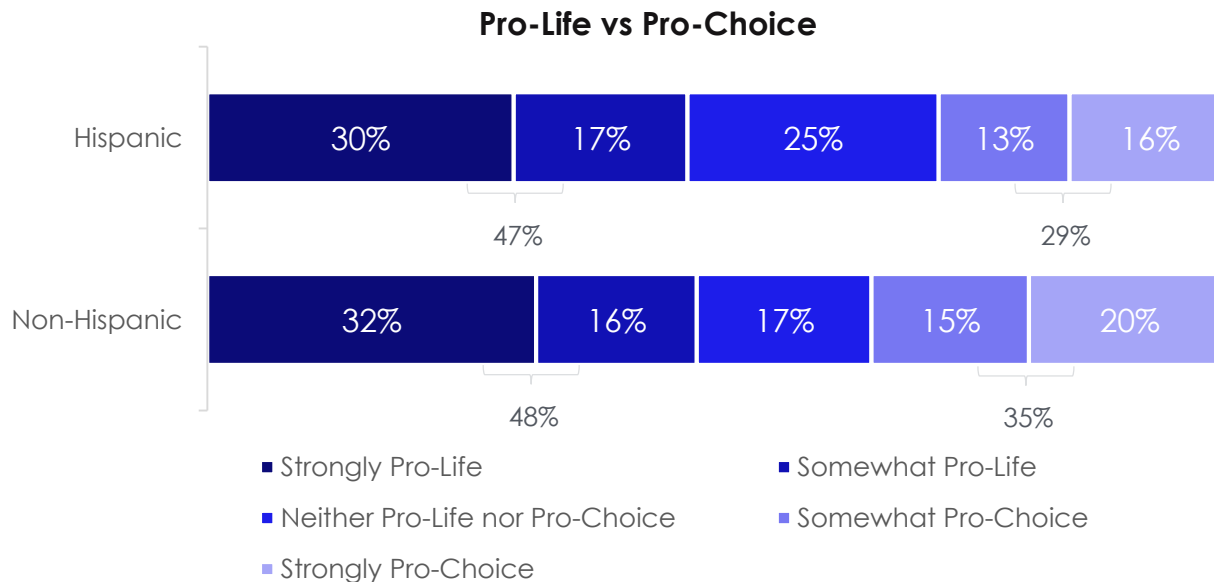
Source: Univision political tracker in collaboration with Media Predict as of October 2020



PRO LIFE OR PRO CHOICE

-47% HISPANICS STRONGLY/SOMEWHAT PRO-LIFE, 29% STRONGLY/SOMEWHAT PRO-CHOICE
-48% NON-HISPANICS STRONGLY/SOMEWHAT PRO-LIFE, 35% STRONGLY/SOMEWHAT PRO-CHOICE

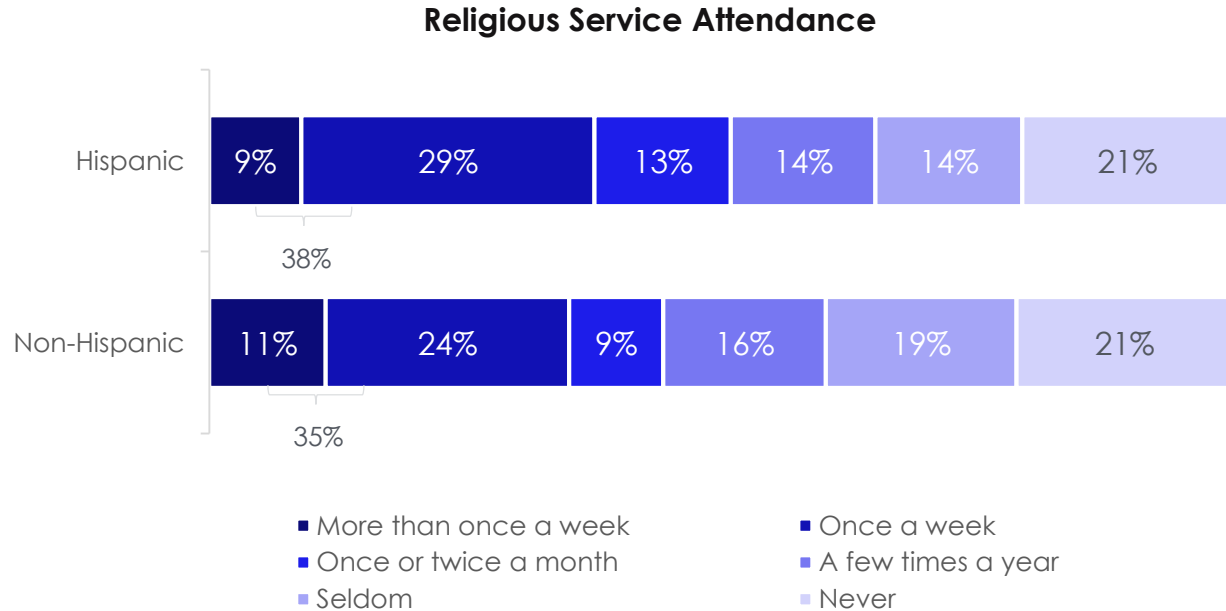
On the issue of abortion, do you consider yourself to be Pro-Life or Pro-Choice?



RELIGIOUS SERVICE ATTENDANCE

BEFORE PANDEMIC: -38% OF HISPANICS, 35% NON-HISPANICS ATTENDED RELIGIOUS SERVICE ONCE A WEEK OR MORE

To the best of your recollection, how often did you attend religious services before the coronavirus pandemic began?





THANK YOU