

UNIVISION & MEDIA PREDICT

2020 PRESIDENTIAL
ELECTION TRACKER

National
September



MP

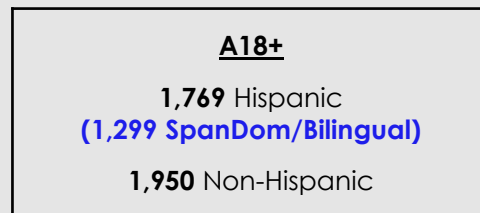


OBJECTIVES

- Measure current landscape of the 2020 candidates for president and other offices
- Assess voter sentiments towards current government officials and bodies
- Understand key issues and their degree of importance as motivators to vote

METHODOLOGY

- Online survey of **3,719** registered voters 18+

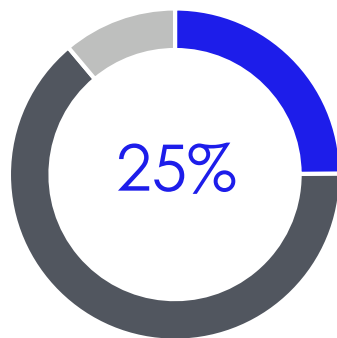


- In field 8/28/2020 – 9/1/2020
- Weighted to the registered voter universe by age, gender, education, and census division.
- **This Report: Hispanic SpanDom/Bilingual vs Non-Hispanic**

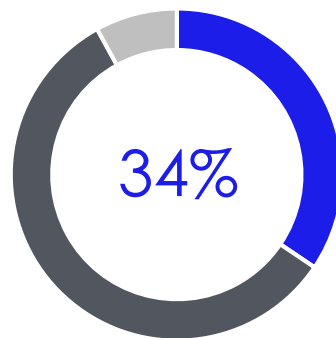
ONLY 25% OF HISPANICS, 34% NON-HISPANICS FEEL UNITED STATES IS HEADED IN RIGHT DIRECTION

Right Direction or Wrong Track

In general, do you believe that the United States is headed in the right direction, or has gone off on the wrong track?



Hispanics



Non-Hispanics

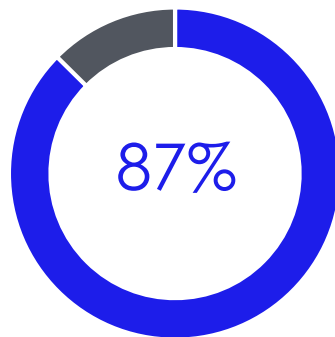
- Right direction
- Wrong track
- Unsure

2020 VOTE

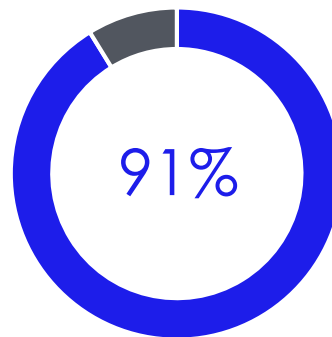
ABOUT 90% OF ALL RESPONDENTS PLAN TO VOTE IN GENERAL ELECTION

Likelihood to Vote in 2020

On a scale of 1 to 10, how likely or unlikely are you to vote in the 2020 General Election, being held on November 3, 2020?



Hispanics

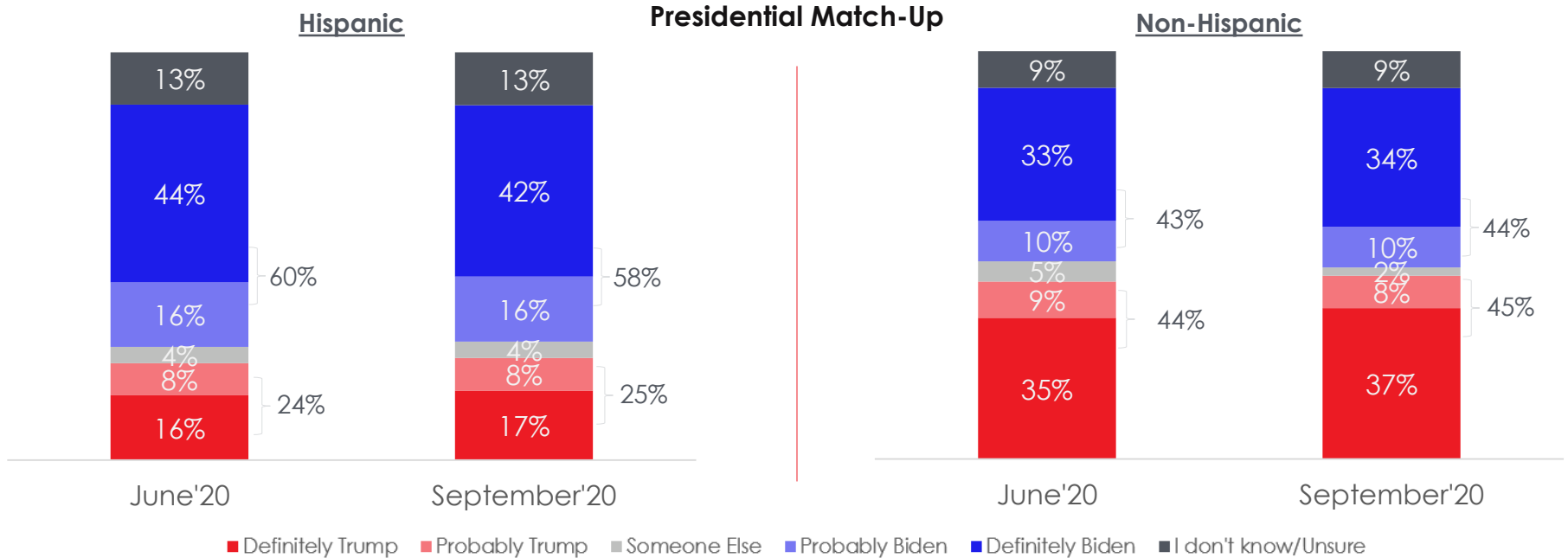


Non-Hispanics

- Likely
- Unlikely

**TOP TWO BOX INTEND TO VOTE:
HISPANICS 58% BIDEN, 25% TRUMP
NON-HISPANICS 44% BIDEN, 45% TRUMP
DON'T KNOW/UNSURE: 13% HISPANIC, 9% NON-HISPANIC**

Based on what you know today, do you intend to vote for President Donald Trump, Democratic nominee Joe Biden, or someone else in the coming presidential election?

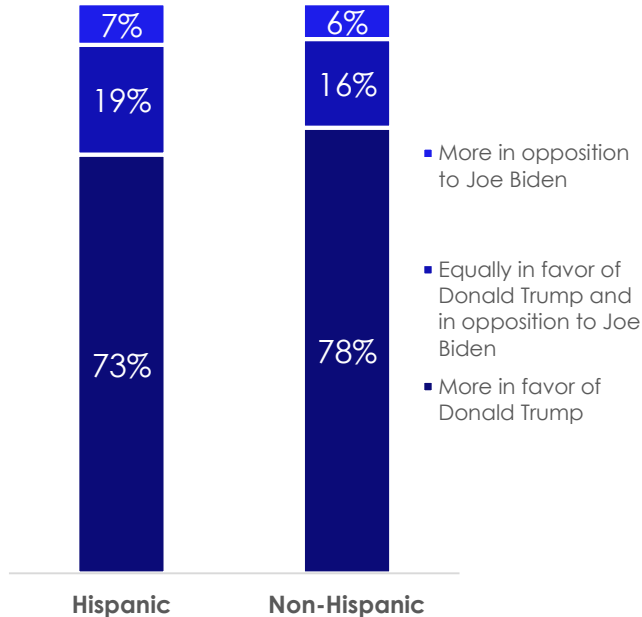


TRUMP VOTERS MORE ENTHUSIASTIC:

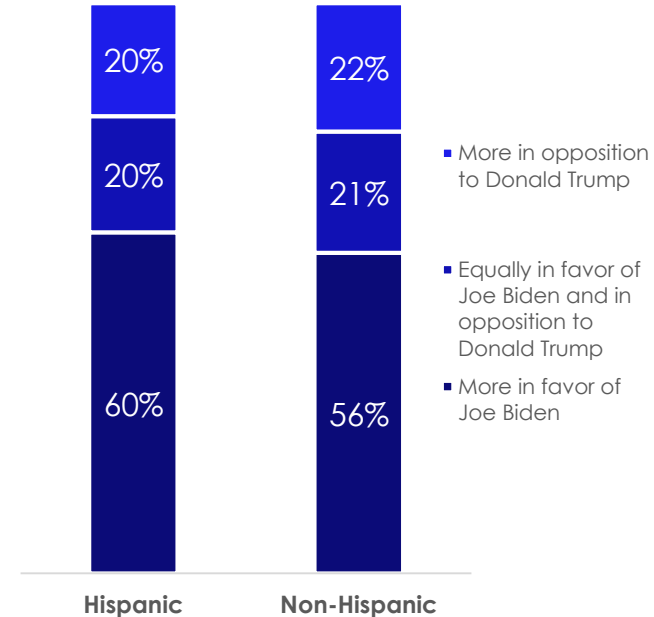
-TRUMP VOTERS: ABOUT 7% WILL DO SO IN OPPOSITION TO BIDEN; 73% HISPANICS, 78% NON-HISPANICS BECAUSE THEY FAVOR TRUMP

-BIDEN VOTERS: ABOUT 20% WILL DO SO IN OPPOSITION TO TRUMP, 60% HISPANICS, 56% NON-HISPANICS BECAUSE THEY FAVOR BIDEN

Voting Trump: Favor Trump or Oppose Biden

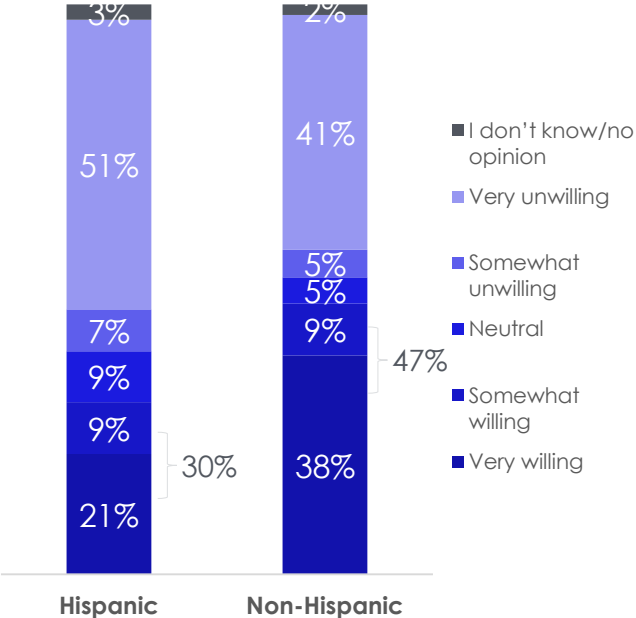


Voting Biden: Favor Biden or Oppose Trump

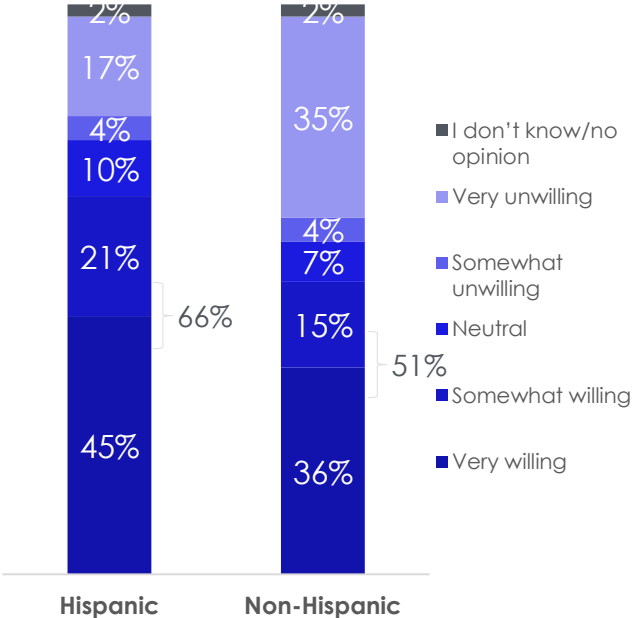


-30% HISPANICS, 47% NON-HISPANICS SOMEWHAT/VERY WILLING TO VOTE FOR TRUMP
-66% HISPANICS, 51% NON-HISPANICS SOMEWHAT/VERY WILLING TO VOTE FOR BIDEN

Willingness to Vote for Trump



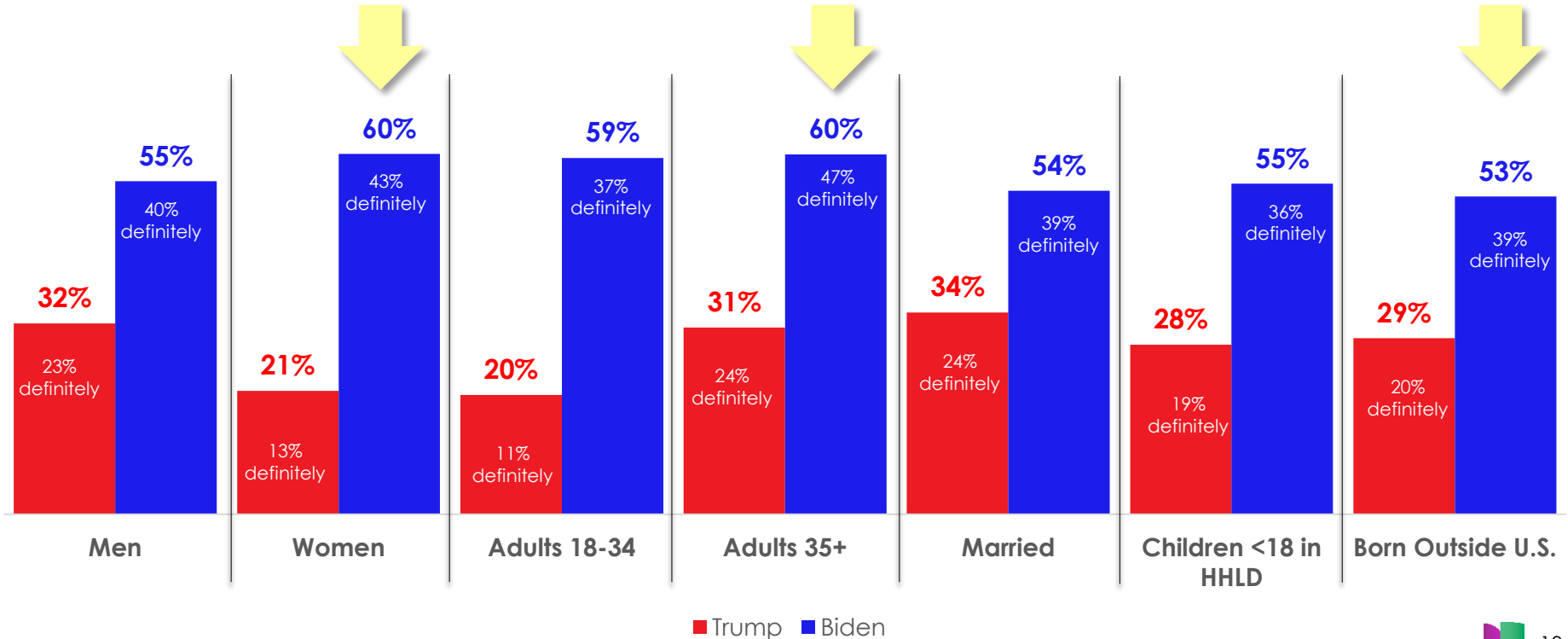
Willingness to Vote for Biden



Among registered voters 18+
 Source: Univision political tracker in collaboration with Media Predict as of September 2020

STRONGEST HISPANIC OPPORTUNITIES: TRUMP SUPPORTERS: MEN, ADULTS 35+, MARRIED BIDEN SUPPORTERS: ADULTS 35+, WOMEN, FOREIGN BORN, ADULTS 18-34

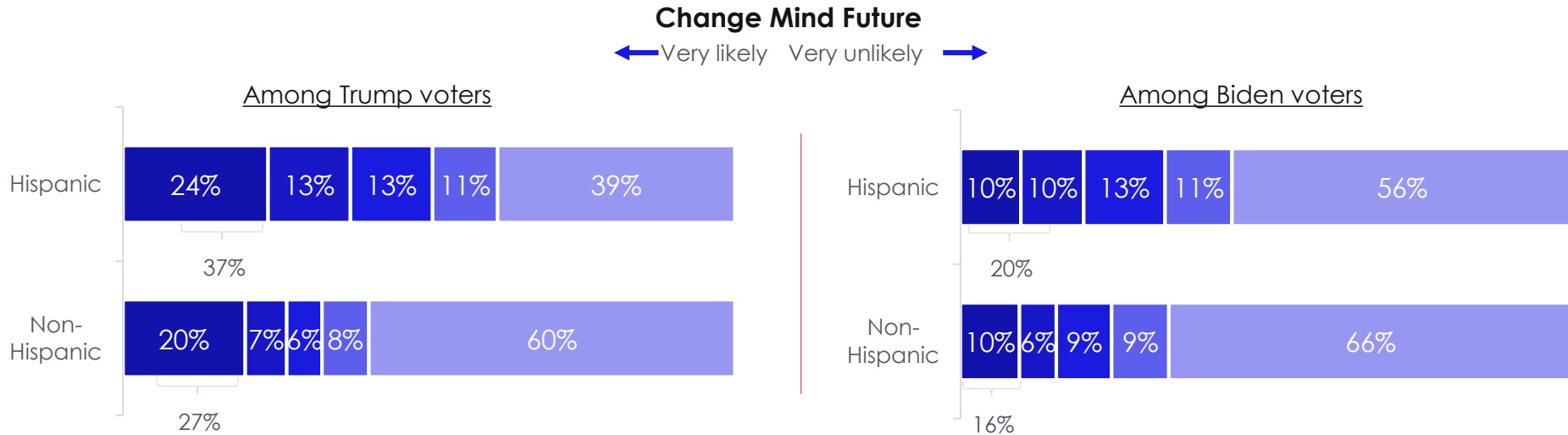
Based on what you know today, do you intend to vote for President Donald Trump, Democratic nominee Joe Biden, or someone else in the coming presidential election?



TRUMP VS. BIDEN SUPPORTERS:

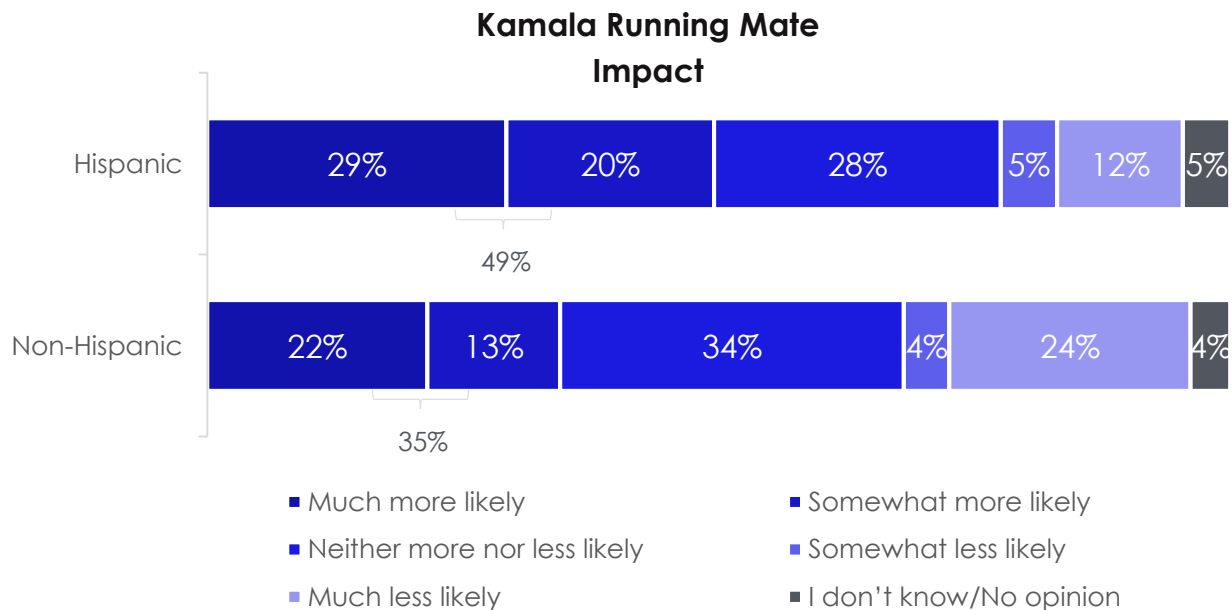
-AMONG TRUMP VOTERS, 37% OF HISPANICS, 27% NON-HISPANICS LIKELY TO CHANGE THEIR MIND ABOUT WHO THEY WILL VOTE FOR
-AMONG BIDEN VOTERS, 20% OF HISPANICS, 16% NON-HISPANICS LIKELY TO CHANGE THEIR MIND

How likely or unlikely are you to change your mind in the future about who you will vote for in the 2020 Presidential election?



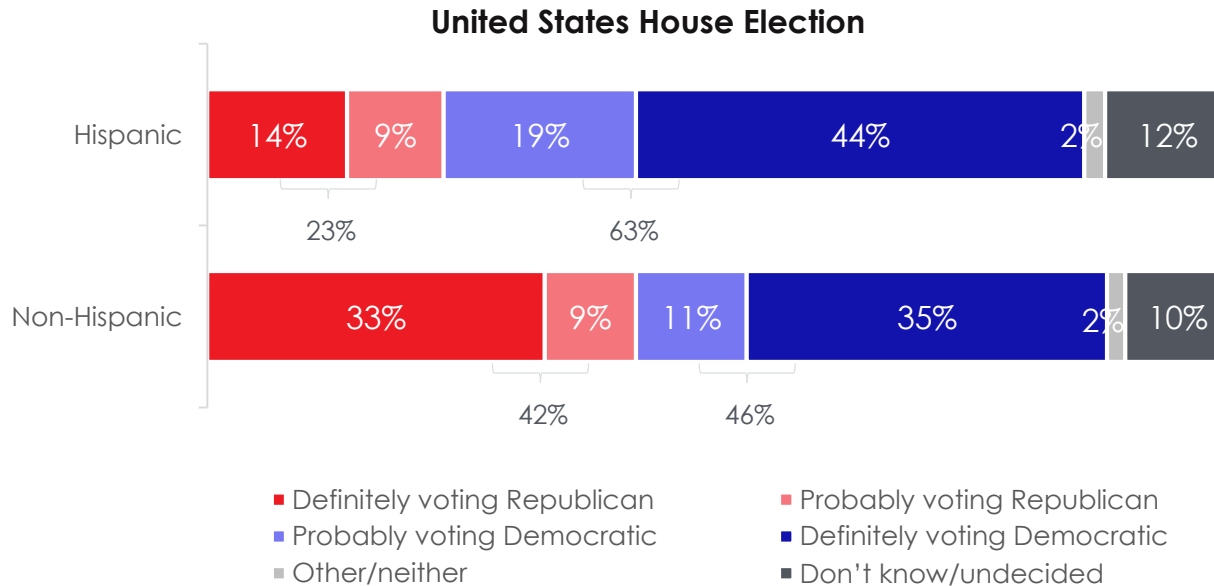
IMPACT OF KAMALA HARRIS TOP TWO BOX: 49% HISPANICS, 35% NON-HISPANICS MORE LIKELY TO VOTE FOR BIDEN

Joe Biden recently selected Kamala Harris to be his Vice Presidential running mate. Does the selection of Harris make you more or less likely to vote for Joe Biden for President?



HOUSE ELECTION PARTY VOTING INTENT TOP TWO BOX:
-HISPANICS 63% DEMOCRATIC, 23% REPUBLICAN
-NON-HISPANICS 46% DEMOCRATIC, 42% REPUBLICAN
-12% HISPANICS, 10% NON-HISPANICS DON'T KNOW/UNDECIDED

If the election for the United States House of Representatives were held today, which party's candidate would you vote for?

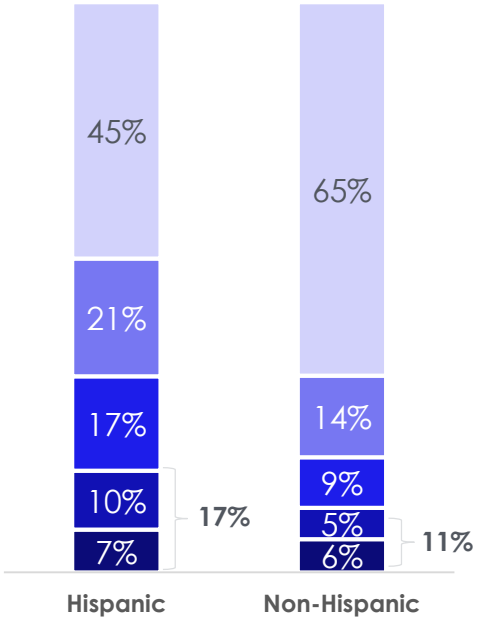


LIKELIHOOD TO VOTE FOR OTHER PARTY TOP TWO BOX:

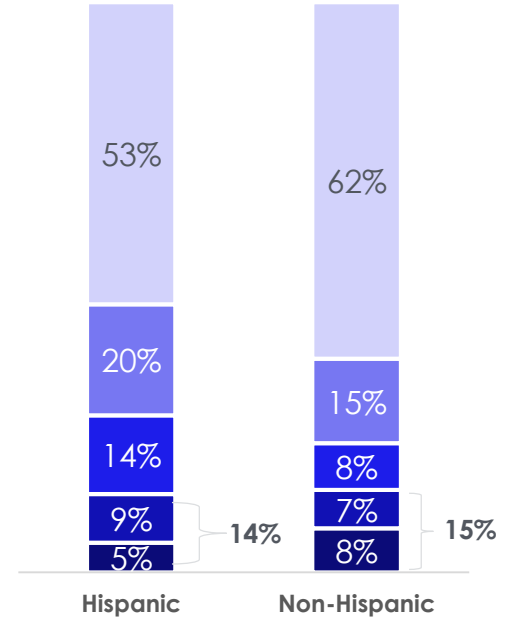
-AMONG REGISTERED REPUBLICANS: 17% HISPANICS, 11% NON-HISPANICS LIKELY TO VOTE FOR DEM CANDIDATE

-AMONG REGISTERED DEMOCRATS: 14% HISPANICS, 15% NON-HISPANICS LIKELY TO VOTE FOR REPUBLICAN CANDIDATE

Likelihood to Vote for Democratic Candidate
Among Republican Voters



Likelihood to Vote for Republican Candidate
Among Democratic Voters



- Very unlikely
- Somewhat unlikely
- Neither likely nor unlikely
- Somewhat likely
- Very likely

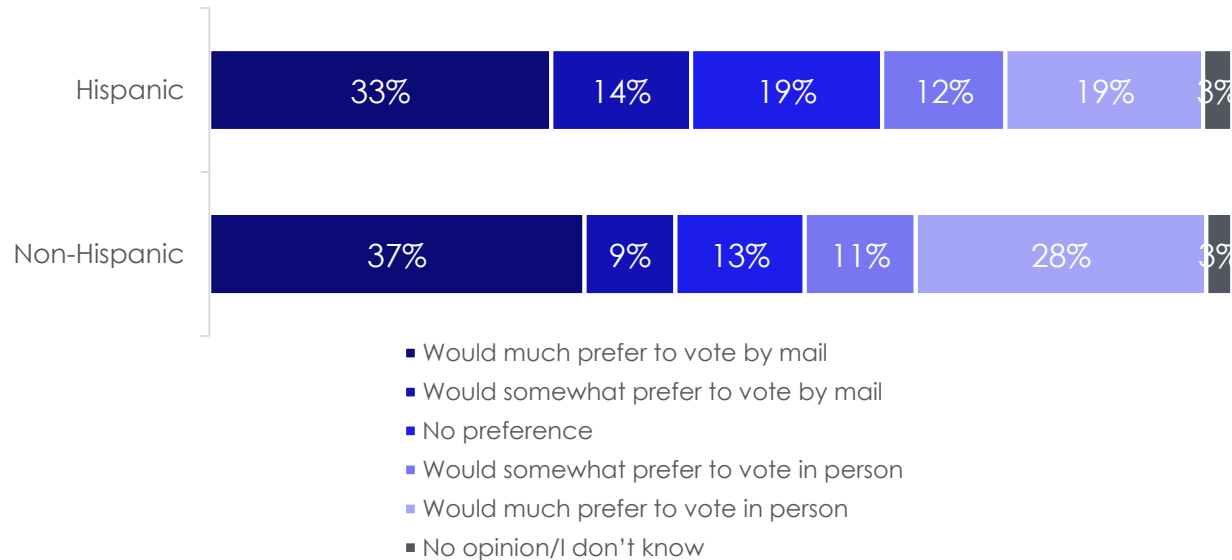
Among registered voters 18+
Source: Univision political tracker in collaboration with Media Predict as of September 2020

OVER 45% OF RESPONDENTS MUCH/SOMEWHAT PREFER TO VOTE BY MAIL IN 2020 PRESIDENTIAL ELECTION

-LOWER PREFERENCE AMONG HISPANICS TO VOTE IN PERSON

Would you prefer to vote by mail, if it is available, or in person in the 2020 Presidential Election?

Voting by Mail Preference



OVER 60% OF RESPONDENTS SAY VOTING BY MAIL IS EASIER TO DO THAN VOTING IN PERSON; 56% FEEL COMFORTABLE DOING SO

-ABOUT 50% VOTERS AGREE VOTING BY MAIL IS MORE PRONE TO ABUSE AND FRAUD AND INCREASES CHANCE THAT VOTE WON'T BE COUNTED

-30% OF HISPANICS, 50% NON-HISPANICS DISAGREE THAT STATE AND LOCAL GOVERNMENTS SHOULD MAIL BALLOTS TO EVERYONE ON THE VOTER LIST EVEN IF SOME OF THE ADDRESSES ARE NOT UP TO DATE OR SOME OF THE PEOPLE ON THE LIST NO LONGER LIVE IN THE JURISDICTION COVERED BY THE VOTER LIST (GREATER DISAGREE AMONG NON-HISPANICS)

How much do you agree or disagree with each of the following statements? **[Mail-In Voting]**

Statement	Hispanic		Non-Hispanic	
	Agree	Disagree	Agree	Disagree
Voting by mail is easier to do than voting in person	60%	14%	62%	17%
I feel comfortable voting by mail	56%	22%	56%	26%
You should have to request a mail-in ballot from your state or local government in order to be able to vote by mail.	51%	19%	63%	15%
My State and local governments should mail ballots to everyone on the voter list even if they aren't requested.	49%	24%	40%	39%
Voting by mail is more prone to abuse and fraud than voting in person	45%	28%	50%	29%
Voting by mail increases the chance that my vote will not be counted	45%	28%	49%	29%
My State and local governments should mail ballots to everyone on the voter list even if some of the addresses are not up to date or some of the people on the list no longer live in the jurisdiction covered by the voter list.	36%	30%	27%	50%

5 pt Scale: Agree = 4,5, Disagree = 1,2, Neutral = 3 (not reported), No opinion = 0 (Not reported)

Agree and Disagree above will not sum to 100%

Among registered voters 18+

Source: Univision political tracker in collaboration with Media Predict as of September 2020



NET FAV/JOB APPROVAL

NET FAV:

-AMONG HISPANICS: BIDEN, BLACK LIVES MATTER/DEMOCRATIC PARTY, HARRIS HIGHEST; TRUMP LOWEST

-AMONG NON-HISPANICS: BLACK LIVES MATTER, BIDEN, HARRIS HIGHEST; PELOSI LOWEST

For each candidate listed below, please indicate if you have a favorable or unfavorable opinion of them.

	Hispanic	Non-Hispanic
	Sept 2020	Sept 2020
Joe Biden	42%	9%
Black Lives Matter	39%	14%
The Democratic Party	39%	5%
Kamala Harris	34%	8%
Nancy Pelosi	19%	-9%
Chuck Schumer	4%	-7%
Mike Pence	-20%	7%
Mitch McConnell	-20%	-8%
The Republican Party	-24%	3%
Donald Trump	-32%	-1%

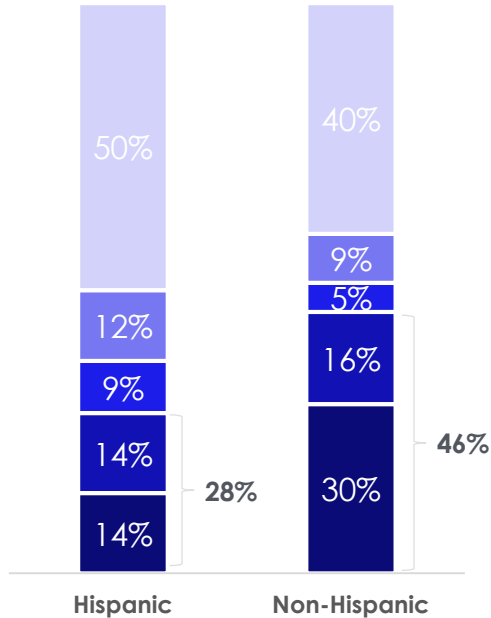
JOB APPROVAL TOP TWO BOX:

TRUMP: HISPANICS 28%, NON-HISPANICS 46%

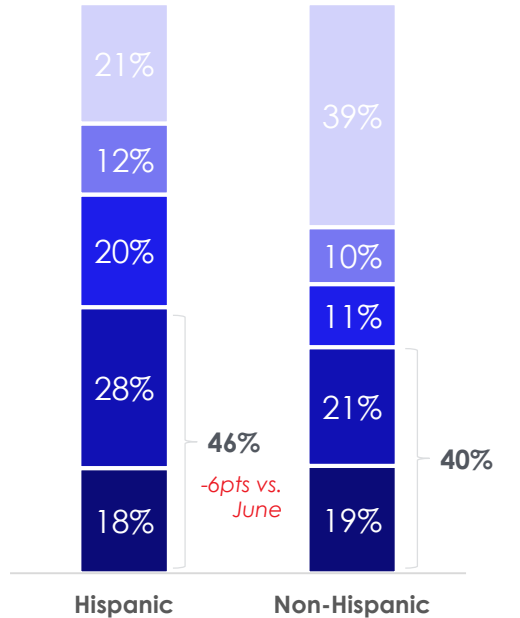
PELOSI: HISPANICS 46%, NON-HISPANICS 40%

MCCONNELL: HISPANICS 23%, NON-HISPANICS 36%

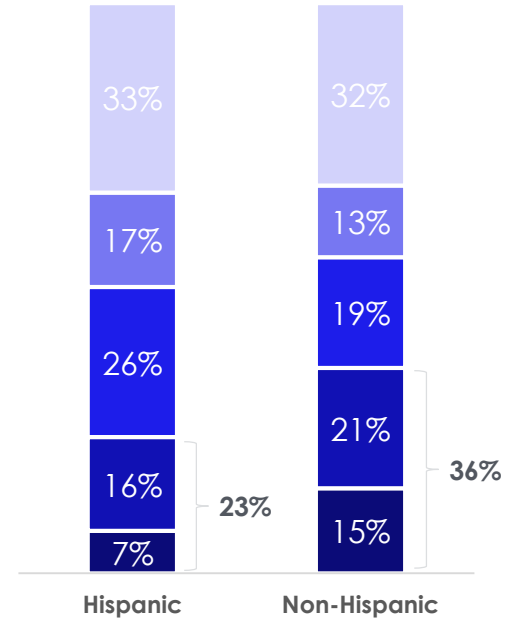
Donald Trump Job Approval



Nancy Pelosi Job Approval



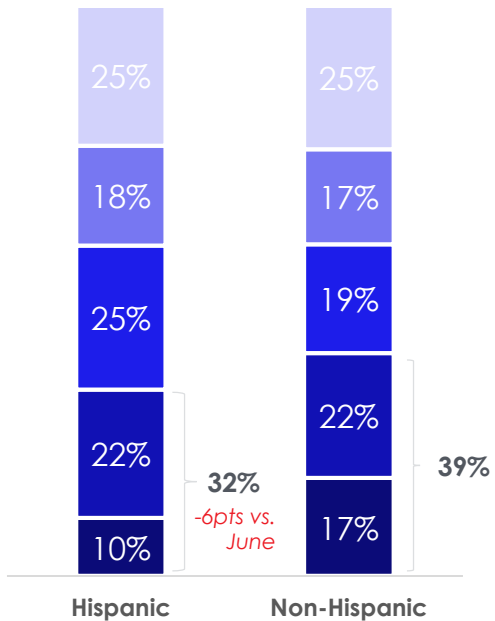
Mitch McConnell Job Approval



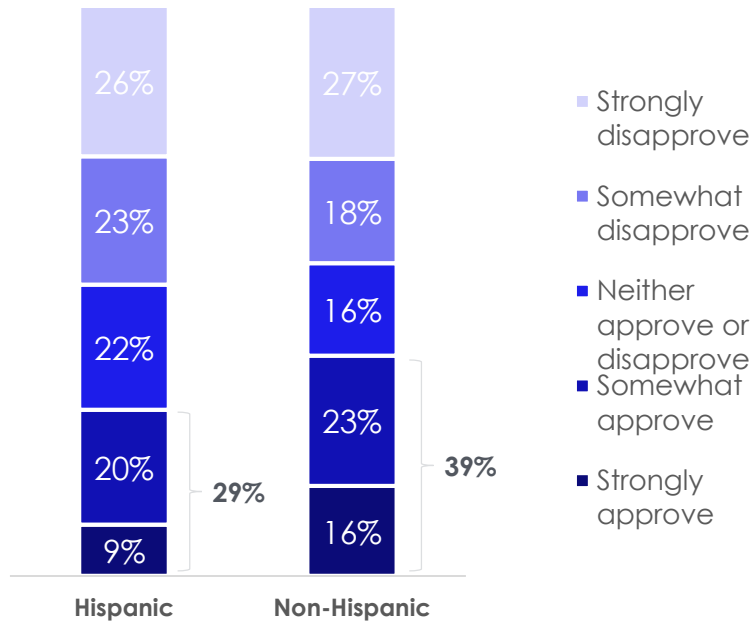
- Strongly disapprove
- Somewhat disapprove
- Neither approve or disapprove
- Somewhat approve
- Strongly approve

JOB APPROVAL TOP TWO BOX: HOUSE: 32% HISPANICS, 39% NON-HISPANICS SENATE: 29% HISPANICS, 39% NON-HISPANICS

U.S. House of Representatives
Job Approval



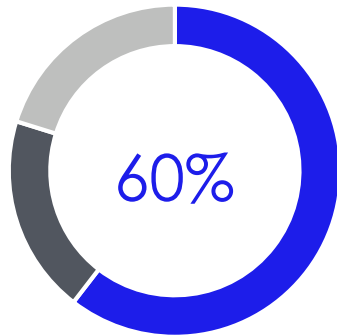
U.S. Senate Job Approval



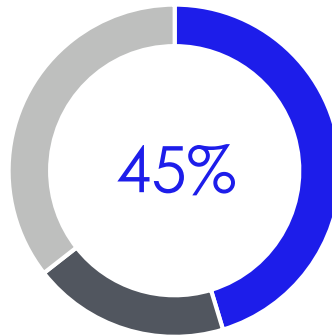
- Strongly disapprove
- Somewhat disapprove
- Neither approve or disapprove
- Somewhat approve
- Strongly approve

60% HISPANICS, 45% NON-HISPANICS DON'T SUPPORT TRUMP'S POLICIES OR LEADERSHIP STYLE

Trump Policy and Style Opinion



Hispanics



Non-Hispanics

- I don't support Donald Trump's policies or leadership style
- I support Donald Trump's policies but dislike his leadership style
- I support Donald Trump's policies and like his leadership style

THE ISSUES

TOP ISSUES AMONG ALL RESPONDENTS: HEALTHCARE, CORONAVIRUS, ECONOMY/JOB, IMPACT OF CORONAVIRUS ON ECONOMY, ECONOMY/JOB

How important are each of the following issues to you?

Issue Importance TopBox

	Hispanic (Top Box)	Non- Hispanic (Top Box)		Hispanic (Top Box)	Non- Hispanic (Top Box)
Healthcare	69%	67%	National security / Terrorism	49%	56%
Coronavirus / COVID - 19	69%	67%	Climate Change	48%	44%
Economy / Jobs	66%	64%	Police Reform	48%	40%
Impact of the coronavirus on the economy	64%	65%	Military / Veterans	45%	53%
Cost of Living	63%	59%	Immigration reform	44%	38%
Education	61%	54%	The National Debt	41%	44%
Social Security / Medicare	58%	64%	Second amendment rights	41%	44%
Crime and public safety	57%	60%	Social issues like abortion or LGBTQ rights	39%	34%
Race Relations	53%	45%	Foreign Policy/International Trade	36%	38%
Gun control	52%	45%	Infrastructure investment	34%	34%
Entitlements / social services reform (Medicare, Welfare, etc.)	52%	53%	Border security	34%	43%
Taxes	50%	50%			

KEY ISSUES FOR LIKELY TRUMP VOTERS: ECONOMY/JOB, NATIONAL SECURITY/TERRORISM, IMPACT OF CORONAVIRUS ON ECONOMY

KEY ISSUES FOR LIKELY BIDEN VOTERS: CORONAVIRUS, HEALTHCARE, EDUCATION, ECONOMY/JOB

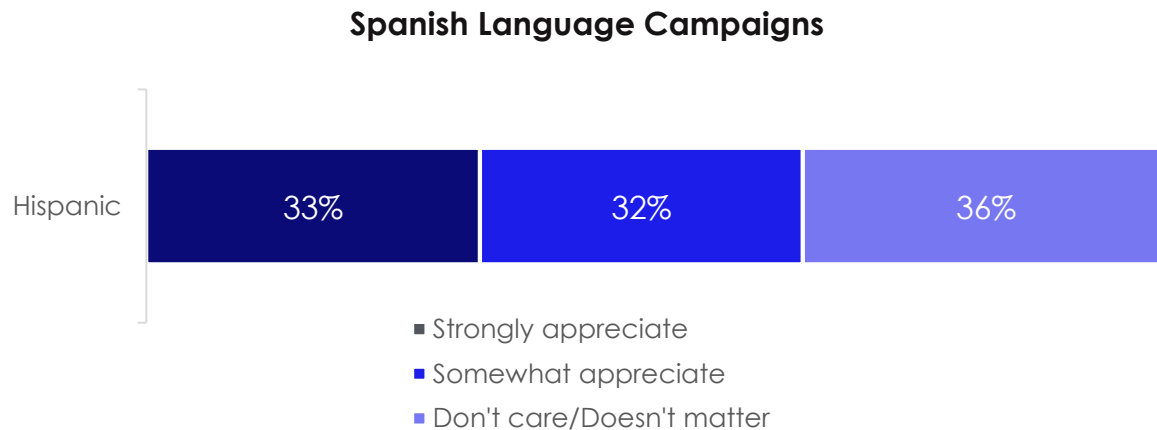
Top 10 issues among definitely/probably <u>Trump</u> voters	% Hispanic Top Box
Economy/Jobs	72%
Impact of the coronavirus on the economy	60%
Healthcare	60%
Crime and public safety	57%
Social Security/Medicare	56%
Cost of Living	56%
National Security/Terrorism	55%
Taxes	53%
Coronavirus/COVID-19	53%
Military/Veterans	53%

Top 10 issues among definitely/probably <u>Biden</u> voters	% Hispanic Top Box
Coronavirus/COVID-19	77%
Healthcare	73%
Cost of Living	66%
Impact of the coronavirus on the economy	66%
Education	65%
Economy/Jobs	63%
Race Relations	62%
Gun Control	60%
Social Security/Medicare	59%
Climate Change	57%

THE IMPORTANCE OF SPANISH LANGUAGE

65% OF HISPANICS STRONGLY/SOMEWHAT APPRECIATE CANDIDATES WHO ADVERTISE IN SPANISH

When you follow a political campaign for President, Congress, Senate or Governor, do you appreciate when candidates advertise in Spanish in trying to win your vote?



COMMUNICATING IN SPANISH: -63% OF HISPANICS AGREE POLITICAL PARTIES/CANDIDATES WHO ADVERTISE IN SPANISH WANT THEIR VOTE -51% AGREE IT SHOWS THEM CANDIDATES ARE TRULY INTERESTED IN HISPANICS AND THEIR COMMUNITY

How much do you agree or disagree with each of the following statements? **[Spanish Language Campaigns]**

Statement	Hispanic	
	Agree	Disagree
Political parties and candidates who advertise in Spanish are showing me they want my vote.	63%	8%
When a political party or candidate communicates with me in Spanish, it suggests that they are truly interested in Hispanics and our community.	51%	16%

5 pt Scale: Agree = 4,5, Disagree = 1,2, Neutral = 3 (not reported), No opinion = 0 (Not reported)

Agree and Disagree above will not sum to 100%

Among registered voters 18+

Source: Univision political tracker in collaboration with Media Predict as of September 2020



CORONAVIRUS

-HANDLING APPROVAL

-EFFECTS ON JOBS

-SCHOOL REOPENING

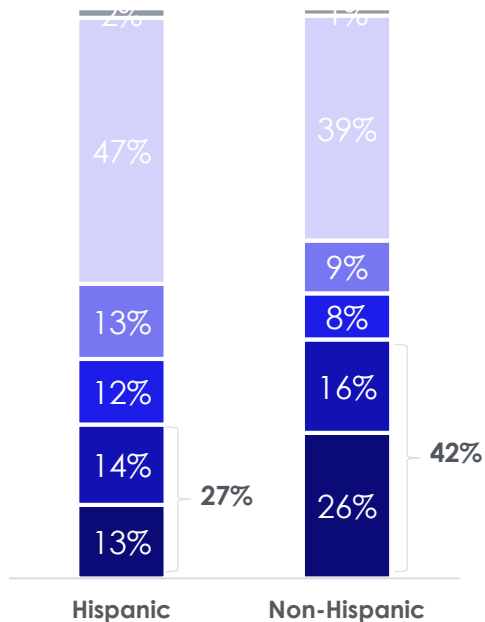
APPROVE TRUMP HANDLING OF CORONAVIRUS TOP TWO BOX:

-HISPANICS 27%, NON-HISPANICS 42%

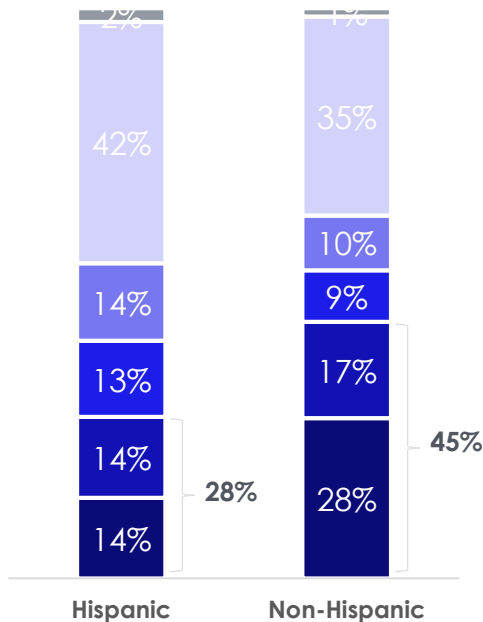
APPROVE TRUMP HANDLING ECONOMIC IMPACT OF CORONAVIRUS TOP TWO BOX

-HISPANICS 28%, NON-HISPANICS 45%

Trump Handling of Coronavirus



Trump Handling of Economic Impact of Coronavirus



- I don't know/No opinion
- Strongly disapprove
- Somewhat disapprove
- Neither approve nor disapprove
- Somewhat approve
- Strongly approve

Among registered voters 18+
Source: Univision political tracker in collaboration with Media Predict as of September 2020

APPROVE CONGRESS HANDLING OF CORONAVIRUS TOP TWO BOX:

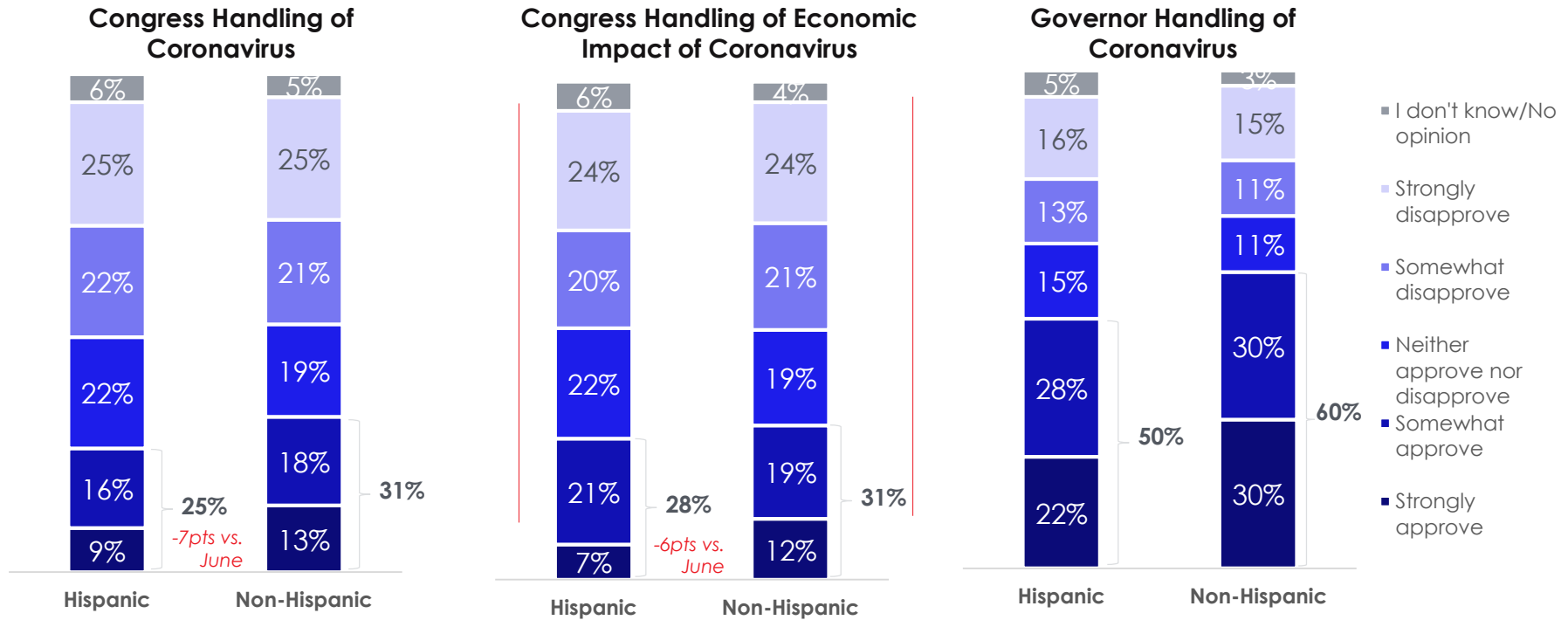
-HISPANICS 25%, NON-HISPANICS 31%

APPROVE CONGRESS HANDLING OF ECONOMIC IMPACT CORONAVIRUS TOP TWO BOX:

HISPANICS 28%, NON-HISPANICS 31%

APPROVE GOVERNOR HANDLING OF CORONAVIRUS TOP TWO BOX:

-HISPANICS 50%, NON-HISPANICS 60%



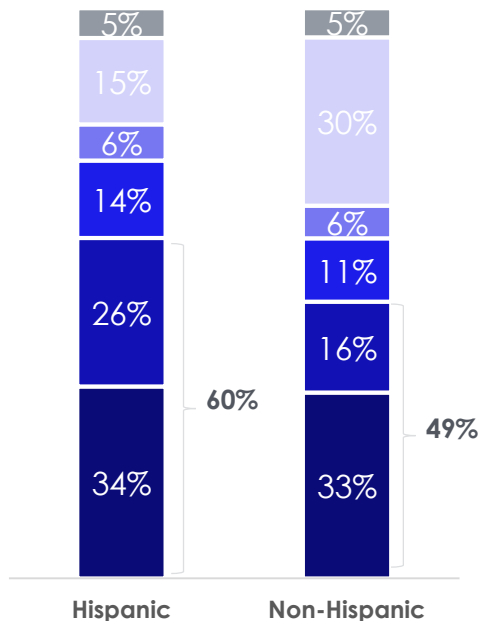
BIDEN HANDLING OF CORONAVIRUS WOULD BE BETTER TOP TWO BOX:

-HISPANICS 60%, NON-HISPANICS 49%

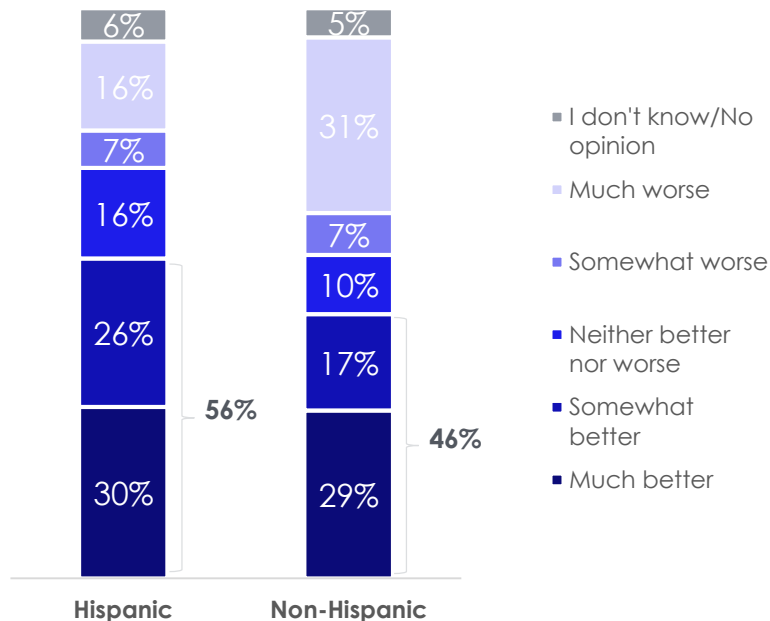
BIDEN HANDLING OF ECONOMIC IMPACT OF CORONAVIRUS WOULD BE BETTER TOP TWO BOX:

-HISPANICS 56%, NON-HISPANICS 46%

Biden Handling of Coronavirus –
Better or Worse



Biden Handling of Economic
Impact of Coronavirus – Better or
Worse

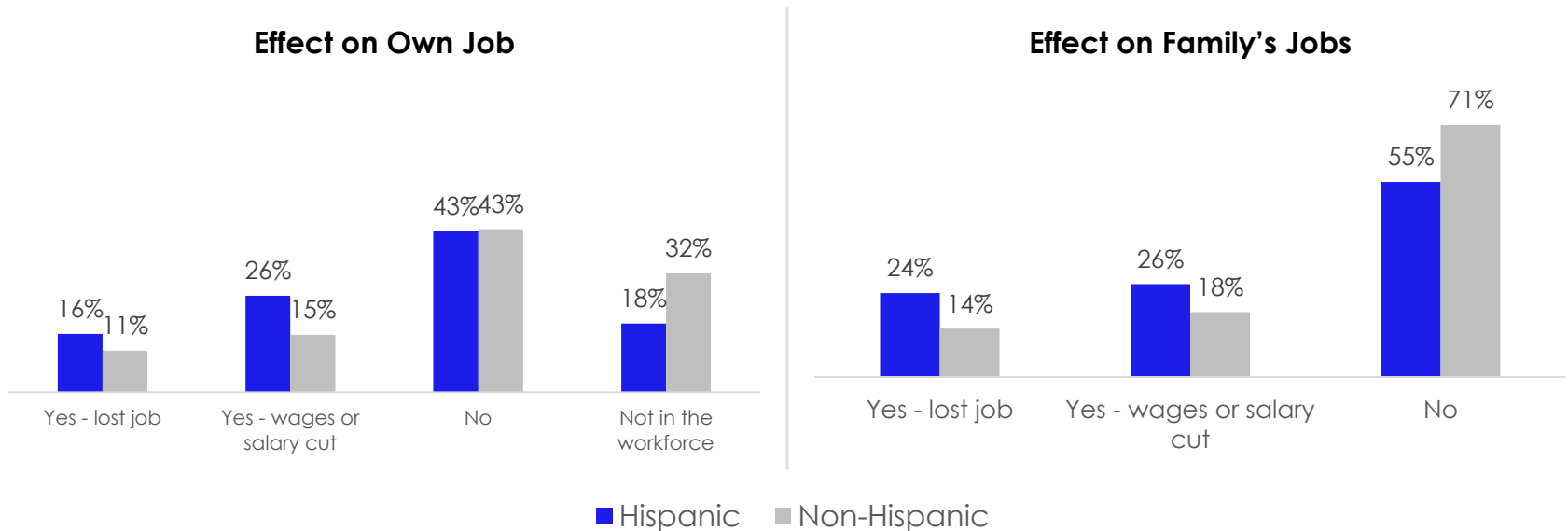


- I don't know/No opinion
- Much worse
- Somewhat worse
- Neither better nor worse
- Somewhat better
- Much better

**CORONAVIRUS EFFECT ON JOB:
 -HIGHER % OF HISPANICS HAVE LOST JOB OR SEEN WAGES/SALARY CUT THAN NON-HISPANICS
 -HIGHER % OF HISPANICS HAVE SEEN SOMEONE IN FAMILY LOSE JOB OR HAD WAGES/SALARY CUT THAN NON-HISPANICS**

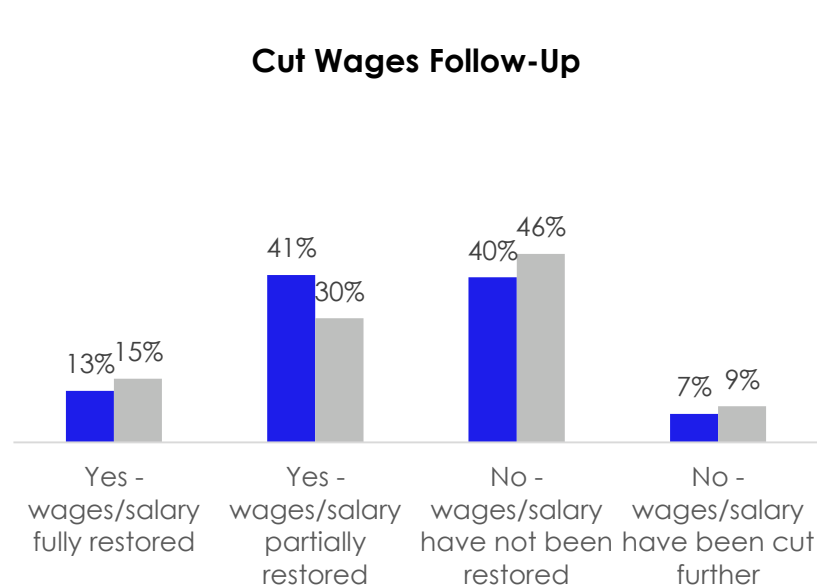
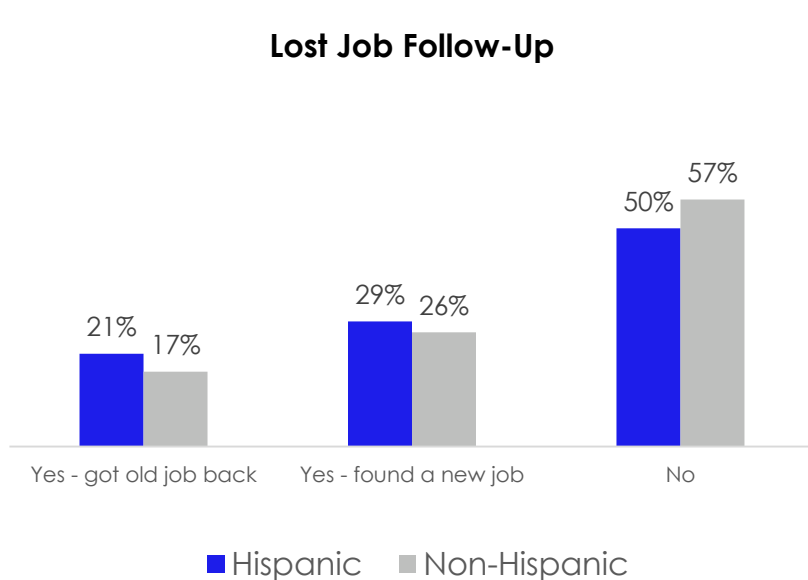
Have you lost your job or have your wages or salary been cut because of the coronavirus?

Besides you, has anyone in your family lost their job or have your wages or salary been cut because of the coronavirus?



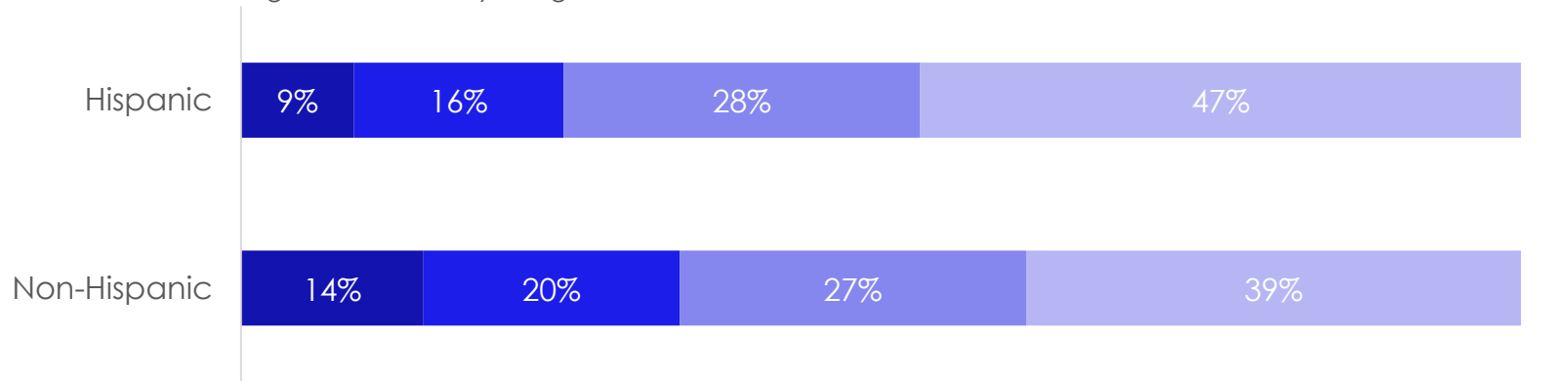
-AMONG THOSE WHO LOST JOB, 50% HISPANICS, ALMOST 60% NON-HISPANICS HAVE NOT GOTTEN JOB BACK/FOUND NEW ONE
-AMONG THOSE WHO HAD WAGES CUT, 40% HISPANICS, ALMOST 50% NON-HISPANICS HAVE NOT HAD WAGES RESTORED

*You answered that you had lost your job due to the coronavirus, have you since gotten your job back or found a new one?
 You answered that you had your wages or salary cut due to the coronavirus, have you since had your wages/salary restored?*



-47% OF HISPANICS, 39% NON-HISPANICS AGREE THAT SCHOOLS SHOULD NOT PHYSICALLY RE-OPEN THIS FALL, CONTINUE TO DO ONLINE EDUCATION ONLY -ABOUT 30% RESPONDENTS AGREE WITH “HYBRID” OPTION, SPLIT BETWEEN IN-PERSON AND ONLINE EDUCATION

Which of the following statements do you agree with most?



- Schools should physically open in the fall and operate as they have before the coronavirus
- Schools should physically open in the fall but only with adjustments to protect against the coronavirus
- Schools should open this fall with a “hybrid” option where students split their time between in-person and on-line education
- Schools should not physically open in the fall and we should continue to do on-line education only

COVID-19/ECONOMY STATEMENTS

-MAJORITY RESPONDENTS AGREE ECONOMY WILL GET WORSE IF COVID CASES RISE, ARE VERY WORRIED ABOUT WHAT IS HAPPENING TO THE ECONOMY

-62% HISPANICS, 54% NON-HISPANICS HAVE ALREADY CUT BACK SPENDING SIGNIFICANTLY

-60% HISPANICS, 54% NON-RESPONDENTS EXPECT PERSONAL ECONOMIC SITUATION TO GET BETTER IN NEXT FEW YEARS

-HISPANICS GREATER AGREEMENT THE CORONAVIRUS HAS HURT MY PERSONAL ECONOMIC SITUATION SIGNIFICANTLY ALREADY

How much do you agree or disagree with each of the following statements? [Coronavirus crisis and the economy – 1 of 3]

Statement	Hispanic		Non-Hispanic	
	Agree	Disagree	Agree	Disagree
I believe the economy will get worse if COVID cases rise	75%	8%	77%	7%
I am very worried about what is happening to the economy	72%	9%	78%	8%
I have already cut back my spending significantly in reaction to the coronavirus	62%	14%	54%	23%
I expect my personal economic situation to get better in the next few years	60%	14%	54%	16%
The impact of the coronavirus has hurt my personal economic situation significantly already	52%	23%	45%	33%
I expect that the coronavirus will hurt my personal economic situation significantly	49%	21%	45%	28%
The economic problems caused by the lockdown of the country will hurt more people than the coronavirus	49%	25%	54%	24%

5 pt Scale: Agree = 4,5, Disagree = 1,2, Neutral = 3 (not reported), No opinion = 0 (Not reported)

Agree and Disagree above will not sum to 100%

Among registered voters 18+

Source: Univision political tracker in collaboration with Media Predict as of September 2020



-HISPANICS GREATER AGREEMENT I AM WORRIED ABOUT MAKING OTHER PAYMENTS LIKE PHONE, CREDIT CARD AND CAR PAYMENTS OVER THE NEXT FEW MONTHS, I AM WORRIED ABOUT MAKING MY MORTGAGE/RENT PAYMENT OVER THE NEXT FEW MONTHS

-ABOUT 45% RESPONDENTS AGREE I EXPECT MY SPENDING WILL RETURN TO PRE-CORONAVIRUS

-40% RESPONDENTS AGREE I AM MORE CONFIDENT ABOUT MY PERSONAL ECONOMIC SITUATION THAN IN THE FIRST FEW MONTHS OF THE PANDEMIC

How much do you agree or disagree with each of the following statements? [Coronavirus crisis and the economy – 2 of 3]

Statement	Hispanic		Non-Hispanic	
	Agree	Disagree	Agree	Disagree
I am worried about making other payments, like phone, credit card, and car payments, over the next few months	46%	28%	40%	41%
I expect that my spending will return to pre-coronavirus levels once the economy reopens	45%	23%	44%	25%
I believe that the economy will bounce back as soon as the restrictions related to coronavirus are lifted	45%	31%	50%	32%
I expect that my income will return to pre-coronavirus levels once the economy reopens	42%	20%	41%	17%
I am worried about making my mortgage/rent payment over the next few months	42%	31%	32%	45%
I am more confident about my personal economic situation than I was in the first few months of the coronavirus pandemic	41%	25%	40%	25%
I am confident that Social Security and Medicare benefits will be available to me when I retire, similarly to current retirees	40%	31%	47%	27%

5 pt Scale: Agree = 4,5, Disagree = 1,2, Neutral = 3 (not reported), No opinion = 0 (Not reported)

Agree and Disagree above will not sum to 100%

Among registered voters 18+

Source: Univision political tracker in collaboration with Media Predict as of September 2020



RESPONDENTS DISAGREE:**-THE HEALTH RISK OF THE CORONAVIRUS IS OVERBLOWN****-I BELIEVE I WILL LOSE MY JOB SOMETIME IN THE NEXT FEW MONTHS****-NEARLY 40% OF HISPANICS, 34% NON-HISPANICS HAVE STARTED TO SPEND MORE THAN WAS SPENDING IN FIRST FEW MONTHS OF CORONAVIRUS PANDEMIC***How much do you agree or disagree with each of the following statements? [Coronavirus crisis and the economy – 3 of 3]*

Statement	Hispanic		Non-Hispanic	
	Agree	Disagree	Agree	Disagree
I am more worried about the economy than I am about the coronavirus	38%	38%	41%	34%
I have started to spend more than I was spending in the first few months of the coronavirus pandemic	38%	37%	34%	40%
I believe that my wages/salary will be cut sometime in the next few months	35%	25%	27%	36%
The health risk of the coronavirus is overblown	32%	48%	35%	50%
I believe that I will lose my job sometime in the next few months	26%	36%	17%	45%

5 pt Scale: Agree = 4,5, Disagree = 1,2, Neutral = 3 (not reported), No opinion = 0 (Not reported)

Agree and Disagree above will not sum to 100%

Among registered voters 18+

Source: Univision political tracker in collaboration with Media Predict as of September 2020



HEALTHCARE

OVER 55% RESPONDENTS RANK BRINGING DOWN PRICE OF HEALTH INSURANCE DEDUCTIBLES, COPAYS, AND PREMIUMS AS TOP HEALTHCARE PRIORITY -AMONG HISPANICS, IMPROVING ACCESS TO HEALTHCARE SECOND IN IMPORTANCE

Other than the ongoing Coronavirus issues, which TWO of the following do you believe should be the top priorities when it comes to our nation's health care system...

Please rank the two top priorities when it comes to our nation's health care system, with 1 being the most important, and 2 being the 2nd most important.

Statement	Hispanic		Non-Hispanic	
	Selected	Rank Index	Selected	Rank Index
Bringing down the price of health insurance deductibles, copays and premiums	57%	146	55%	139
Improving access to health care	50%	127	43%	116
Lowering the price of prescription drugs	44%	108	48%	117
Ensuring that the latest drugs and treatments are available to patients	27%	67	31%	75
Dealing with the opioid/painkiller addiction epidemic	22%	52	22%	53

*The rank index is calculated by combining both how often each statement was chosen, and the ranking of each respondent's top 2 statements

- MAJORITY AGREE PEOPLE SHOULD BE REQUIRED TO MAINTAIN SOCIAL DISTANCING AND WEAR FACEMASKS UNTIL THREAT FROM CORONAVIRUS IS GONE; DRUG ABUSE IS A SERIOUS PUBLIC HEALTH ISSUE
- HISPANICS GREATER AGREEMENT GOVERNMENT FUNDED HEALTH INSURANCE SHOULD BE AVAILABLE TO EVERYONE IN THE UNITED STATES
- ABOUT 60% OF RESPONDENTS AGREE THE BEST WAY TO ADDRESS HEALTHCARE ISSUES IN THE UNITED STATES IS TO IMPROVE THE CURRENT SYSTEM, INCLUDING IMPROVING THE AFFORDABLE CARE ACT
- HISPANICS MUCH LESS LIKELY TO BE GENERALLY SATISFIED WITH HEALTHCARE COVERAGE

How much do you agree or disagree with each of the following statements? [Healthcare - 1 of 2]

Statement	Hispanic		Non-Hispanic	
	Agree	Disagree	Agree	Disagree
People should be required to maintain social distancing (i.e., stay at least 6 feet away from other people) until the threat from coronavirus is gone	79%	8%	79%	10%
Drug abuse is a serious public health issue in the United States.	79%	6%	81%	7%
People should be required to wear facemasks in public until the threat from coronavirus is gone	78%	9%	75%	14%
Government funded health insurance should be available to everyone in the United States.	69%	10%	58%	23%
The best way to address healthcare issues in the United States is to improve the current system, including improving the Affordable Care Act (also known as Obamacare).	62%	12%	57%	21%
I am generally satisfied with my healthcare coverage.	58%	18%	70%	13%
Medicare For All (that includes the elimination of all private health insurance) would not negatively impact the quality or availability of healthcare services in the United States.	47%	20%	40%	33%
The Government should eliminate all private health insurance and replace it with a Government-run program like Medicare.	41%	27%	35%	40%

5 pt Scale: Agree = 4.5, Disagree = 1,2, Neutral = 3 (not reported), No opinion = 0 (Not reported)

Agree and Disagree above will not sum to 100%

Among registered voters 18+

Source: Univision political tracker in collaboration with Media Predict as of September 2020



- ALMOST 40% OF RESPONDENTS AGREE ABORTION SHOULD BE LEGAL ONLY IN FIRST TRIMESTER OF PREGNANCY
- 40% HISPANICS, 50% NON-HISPANICS DISAGREE:**
- ABORTION SHOULD BE AVAILABLE TO A WOMAN AT ANY TIME DURING HER PREGNANCY
- IN ORDER TO PAY FOR UNIVERSAL GOVT FUNDED HEALTH INSURANCE THE GOVT SHOULD RAISE MY TAXES
- GOVT FUNDS SHOULD BE USED TO PAY FOR ABORTIONS

How much do you agree or disagree with each of the following statements? [Healthcare - 2 of 2]

Statement	Hispanic		Non-Hispanic	
	Agree	Disagree	Agree	Disagree
Abortion should be legal only in the first trimester of pregnancy	38%	27%	37%	34%
Medicaid and Medicare are working well now.	37%	25%	50%	20%
Abortion should be available to a woman at any time during her pregnancy	35%	40%	33%	48%
In order to pay for universal government funded health insurance, the govt should raise my taxes.	34%	39%	29%	47%
Government funds should be used to pay for abortions.	30%	39%	27%	49%

5 pt Scale: Agree = 4,5, Disagree = 1,2, Neutral = 3 (not reported), No opinion = 0 (Not reported)

Agree and Disagree above will not sum to 100%

Among registered voters 18+

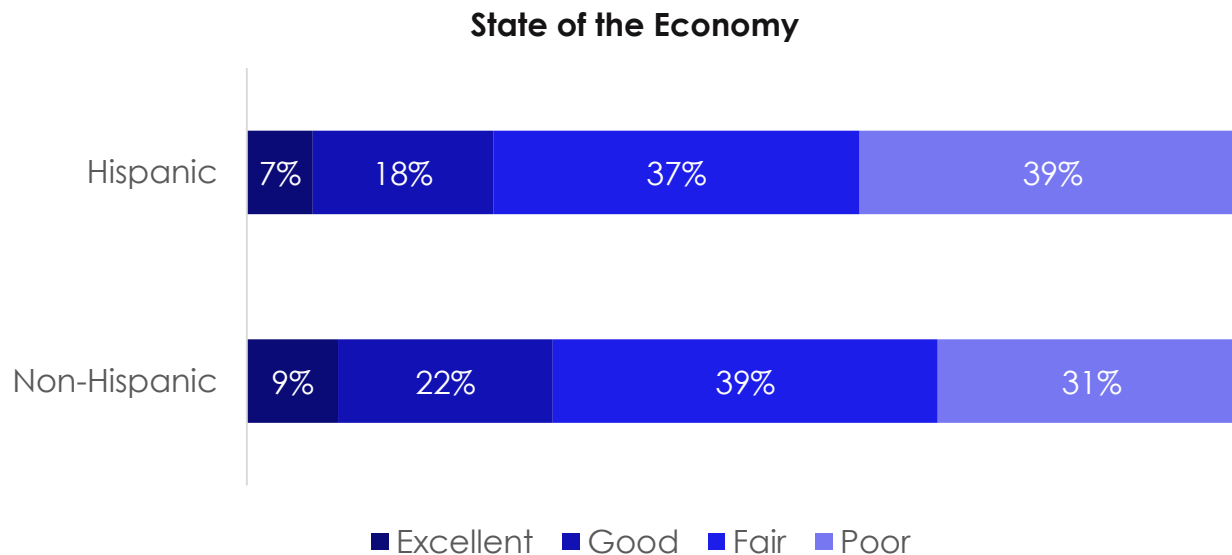
Source: Univision political tracker in collaboration with Media Predict as of September 2020



ECONOMY

7% OF HISPANICS, 9% NON-HISPANICS RATE THE ECONOMY AS EXCELLENT; 39% OF HISPANICS AND 31% NON-HISPANICS RATE IT AS POOR

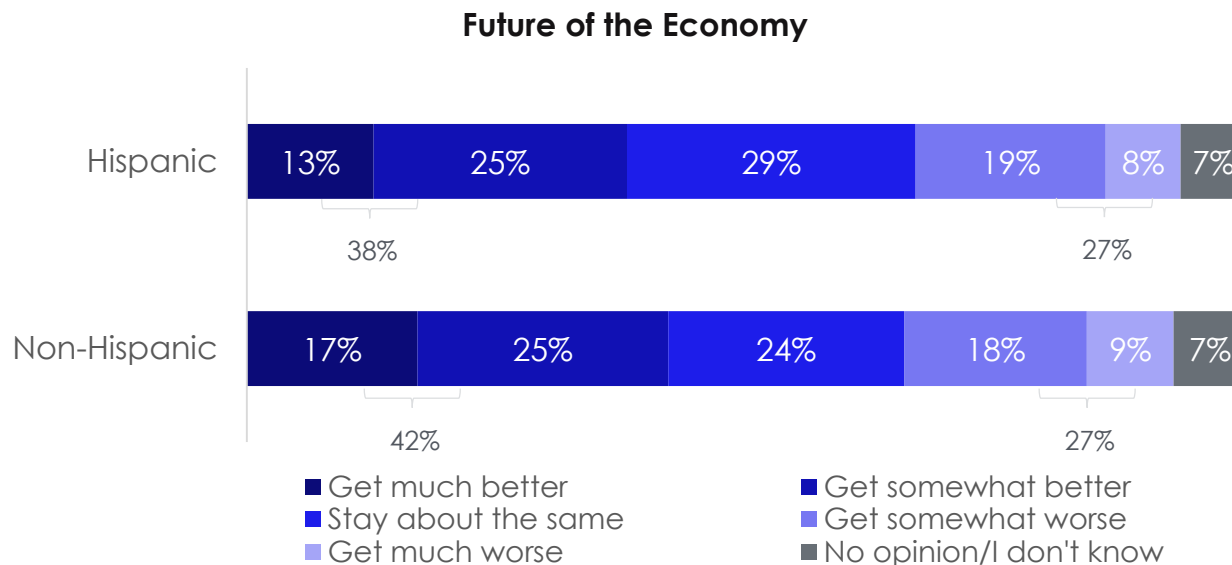
How would you rate the economy of the United States right now?



HOW WILL THE ECONOMY BE OVER NEXT FEW MONTHS?

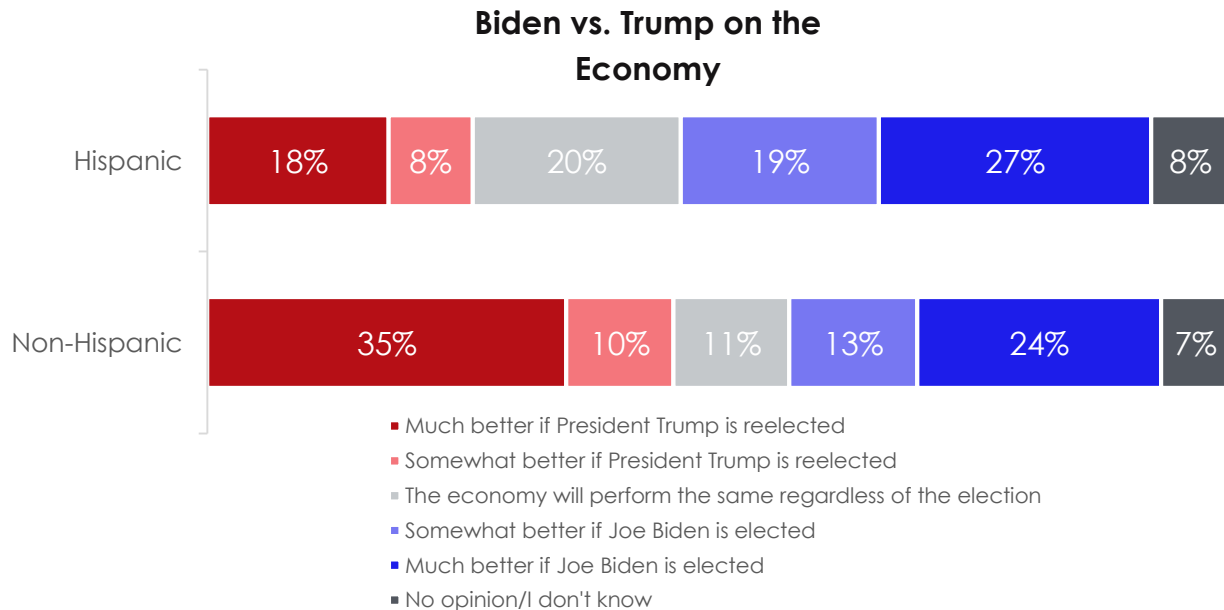
-MUCH/SOMEWHAT BETTER: HISPANIC 38%, NON-HISPANIC 42%
-MUCH/SOMEWHAT WORSE: HISPANIC 27%, NON-HISPANIC 27%

Thinking ahead to a few months from now... Do you believe the economy will get better, get worse, or stay about the same as it is now?



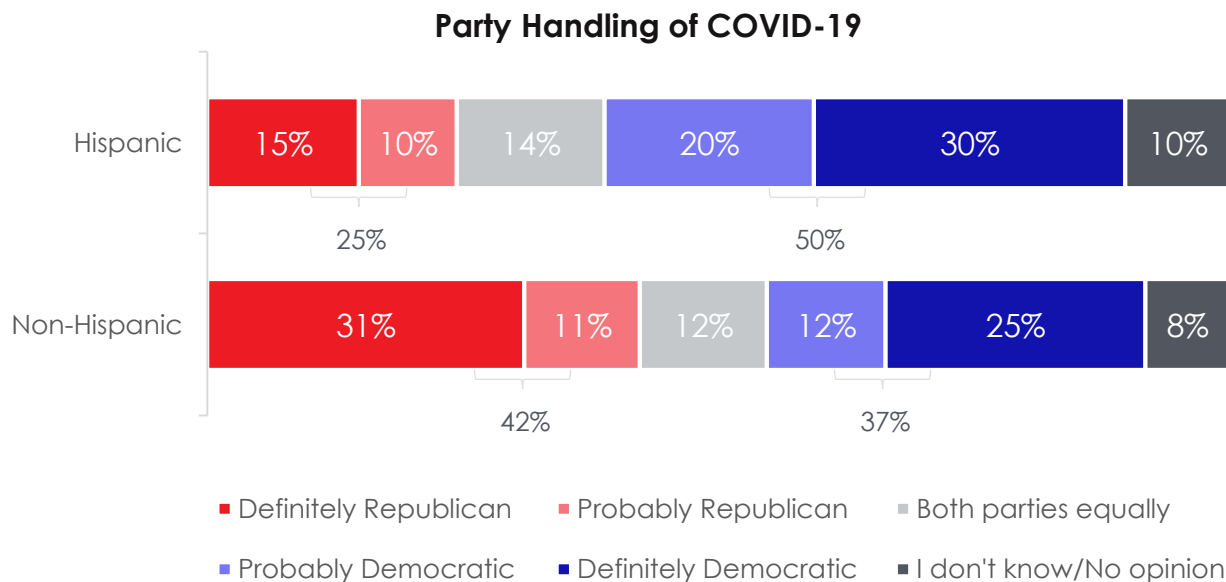
ECONOMY WILL DO BETTER TOP TWO BOX:
-IF BIDEN ELECTED: HISPANICS 46%, NON-HISPANICS 37%
-IF TRUMP REELECTED: HISPANICS 26%, NON-HISPANICS 45%

Will the economy do better if President Trump is reelected or if Joe Biden is elected president?



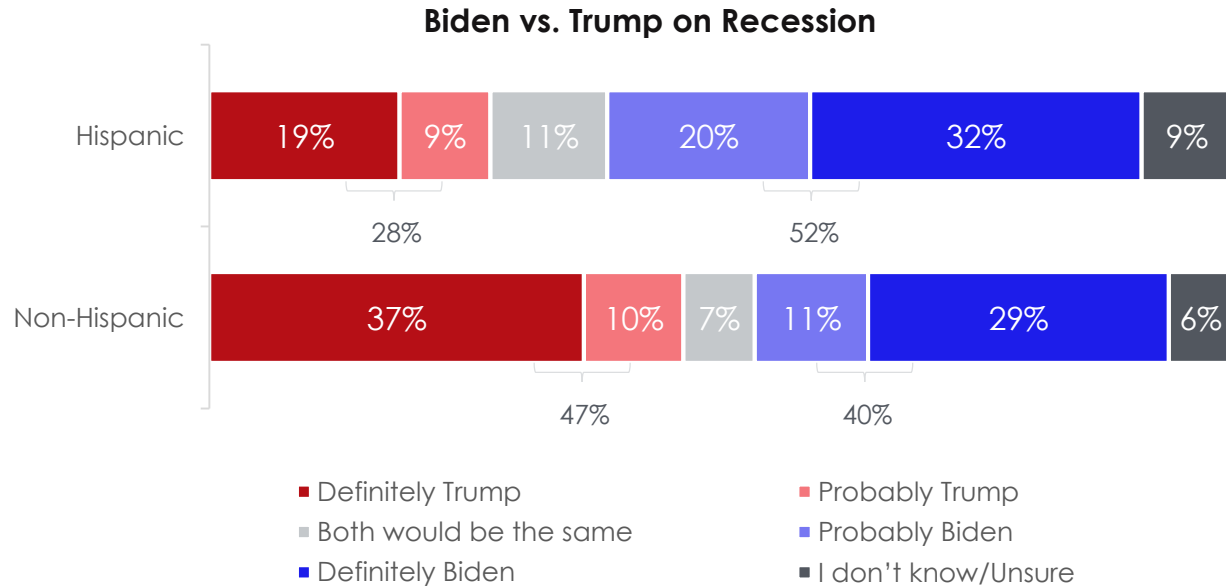
PARTY BETTER ABLE TO HANDLE ECONOMIC IMPACT OF THE VIRUS TOP TWO BOX:
-HISPANICS: DEMOCRATIC 50%, REPUBLICAN 25%
-NON-HISPANICS: DEMOCRATIC 37%, REPUBLICAN 42%

Which party is better able to handle the economic impact of the coronavirus?



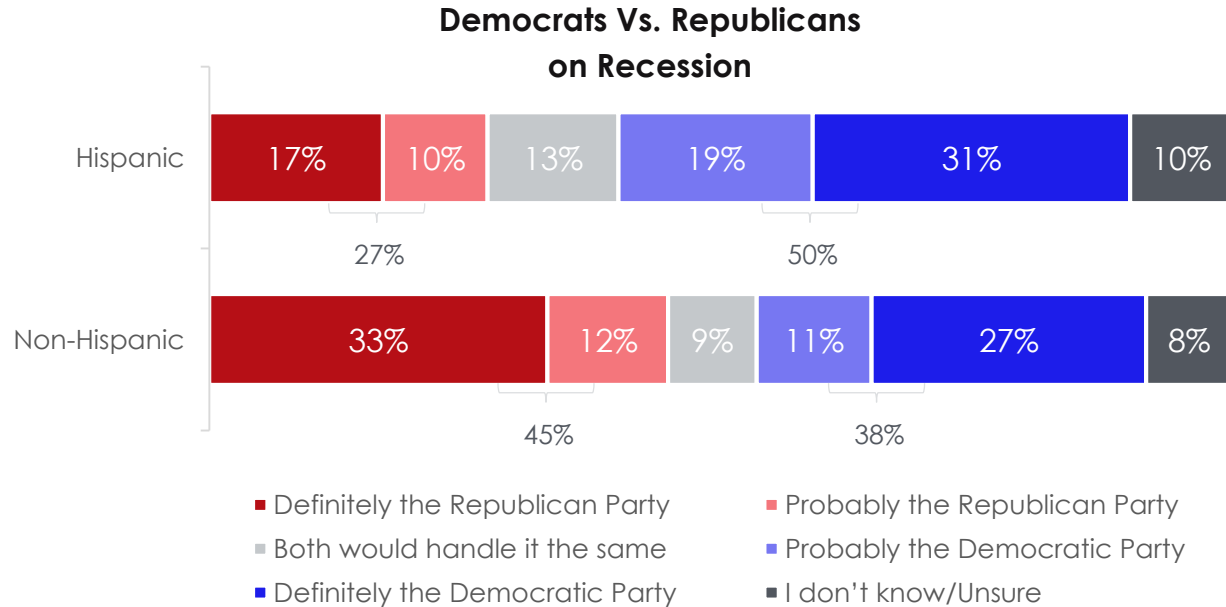
PRESIDENTIAL CANDIDATE BEST ABLE TO HANDLE AN ECONOMIC RECESSION TOP TWO BOX:
-BIDEN: HISPANICS 52%, NON-HISPANICS 40%
-TRUMP: HISPANICS 28%, NON-HISPANICS 47%

Which presidential candidate would best be able to handle an economic recession, President Donald Trump or Joe Biden?



POLITICAL PARTY BEST ABLE TO HANDLE AN ECONOMIC RECESSION TOP TWO BOX:
-REPUBLICAN: HISPANICS 27%, NON-HISPANICS 45%
-DEMOCRATIC: HISPANICS 50%, NON-HISPANICS 38%

Which political party would best be able to handle an economic recession, the Republican Party or the Democratic Party?

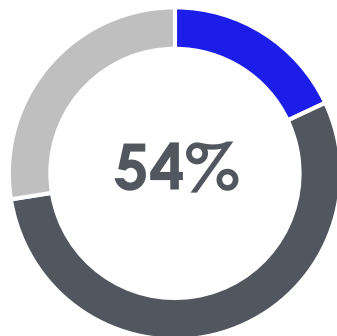


EDUCATION

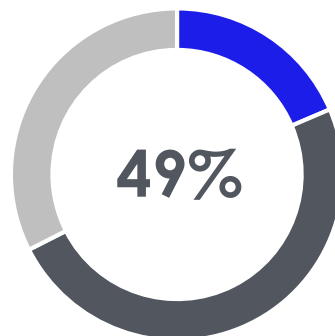
54% HISPANICS, 49% NON-HISPANICS BELIEVE THE COUNTRY'S K-12 PUBLIC SCHOOL SYSTEM NEEDS SIGNIFICANT REFORM

State of the Education System

Do you believe that the country's K-12 public school system is working well as it is, does it need significant reforms, or does it need a complete overhaul?



Hispanics



Non-Hispanics

- It needs a complete overhaul
- It needs significant reform
- It is working well as it is

ABOUT 60% OF RESPONDENTS AGREE THE PUBLIC SCHOOLS IN THEIR NEIGHBORHOOD ARE GOOD
-OVER 50% OF RESPONDENTS AGREE GIVING PARENTS CHOICES THROUGH EITHER VOUCHERS OR CHARTER SCHOOLS BEST WAY TO HELP CHILDREN IN DISTRICTS WITH POORLY PERFORMING SCHOOLS

HISPANICS FAR STRONGER AGREEMENT:

-FEDERAL GOVT SHOULD PAY DOWN STUDENT LOANS

-GIVING UNDERPERFORMING PUBLIC SCHOOLS MORE MONEY IS THE BEST WAY TO HELP THEM IMPROVE

How much do you agree or disagree with each of the following statements? [Education – 1 of 2]

Statement	Hispanic		Non-Hispanic	
	Agree	Disagree	Agree	Disagree
The federal government should pay down student loans for more people who borrowed money to go to college.	59%	16%	46%	30%
The public schools in my neighborhood are good.	58%	16%	63%	13%
More emphasis should be placed on trade schools.	56%	9%	65%	7%
Giving parents choices in schools through either vouchers or charter schools is the best way to help children in districts with poorly performing schools.	56%	12%	53%	15%
Giving underperforming public schools more money is the best way to help them improve.	54%	19%	43%	29%
Public universities and community colleges should be free to attend and paid for by taxpayers.	52%	20%	45%	34%
Charter schools are a good way to provide better education options for parents and students.	48%	14%	47%	17%

5 pt Scale: Agree = 4.5, Disagree = 1.2, Neutral = 3 (not reported), No opinion = 0 (Not reported)

Agree and Disagree above will not sum to 100%

Among registered voters 18+

Source: Univision political tracker in collaboration with Media Predict as of September 2020



**ABOUT 40% RESPONDENTS AGREE:
 -MORE MONEY NEEDS TO BE SPENT ON PUBLIC SCHOOLS EVEN IF IT MEANS RAISING TAXES SIGNIFICANTLY
 -A COLLEGE EDUCATION IS THE ONLY WAY GO A GOOD-PAYING JOB (GREATER AGREEMENT AMONG HISPANICS)
 -CHARTER SCHOOLS USE MONEY THAT WOULD BE BETTER SPENT IN TRADITIONAL SHOOLS**

How much do you agree or disagree with each of the following statements? [Education – 2 of 2]

Statement	Hispanic		Non-Hispanic	
	Agree	Disagree	Agree	Disagree
More money needs to be spent on public schools even if it means raising my taxes significantly	47%	24%	43%	29%
A college education is the only way to a good-paying job.	46%	29%	37%	42%
Charter schools use money that would be better spent in traditional public schools.	45%	17%	44%	21%

5 pt Scale: Agree = 4,5, Disagree = 1,2, Neutral = 3 (not reported), No opinion = 0 (Not reported)

Agree and Disagree above will not sum to 100%

Among registered voters 18+

Source: Univision political tracker in collaboration with Media Predict as of September 2020



**PUBLIC SAFETY
POLICE REFORM
PROTESTS**

- MAJORITY AGREE STRICTER BACKGROUND CHECKS ON THE SALE OF GUNS IS THE BEST WAY TO REDUCE GUN VIOLENCE; ASSAULT RIFLES SHOULD BE BANNED
- ABOUT 60% RESPONDENTS AGREE STRICTER GUN CONTROL LAWS WOULD REDUCE CRIME
- HISPANICS MUCH LOWER AGREEMENT LOCAL AND STATE AUTHORITIES SHOULD COOPERATE WITH FEDERAL IMMIGRATION AUTHORITIES
- HISPANICS LOWER SUPPORT FOR SECOND AMENDMENT GUN RIGHTS
- ALMOST 40% RESPONDENTS FEEL LESS SAFE IN THEIR NEIGHBORHOOD THAN A YEAR AGO AND THAT CRIME IS GETTING WORSE IN THEIR NEIGHBORHOOD

How much do you agree or disagree with each of the following statements? **[Public Safety]**

Statement	Hispanic		Non-Hispanic	
	Agree	Disagree	Agree	Disagree
Stricter background checks on the sale of guns is the best way to reduce gun violence	71%	11%	69%	15%
Assault rifles should be banned	64%	15%	65%	19%
I believe that stricter gun control laws would reduce crime	62%	20%	57%	28%
I support Second Amendment gun rights	51%	19%	64%	15%
Local and State authorities should cooperate with federal immigration authorities	47%	24%	65%	12%
Crime is getting worse in my neighborhood	37%	31%	35%	39%
I feel less safe in my neighborhood than I did a year ago	37%	33%	35%	41%

5 pt Scale: Agree = 4,5, Disagree = 1,2, Neutral = 3 (not reported), No opinion = 0 (Not reported)

Agree and Disagree above will not sum to 100%

Among registered voters 18+

Source: Univision political tracker in collaboration with Media Predict as of September 2020



- OVER 50% RESPONDENTS AGREE THE CRIMINAL JUSTICE SYSTEM IN THE US TREATS MINORITIES UNFAIRLY (HISPANICS HIGHER)
- HISPANICS MORE LIKELY TO DISAGREE POLICE IN THE US TREAT MINORITIES FAIRLY
- OVER 50% RESPONDENTS AGREE THAT LOCAL POLICE DO A GOOD JOB AND LESS POLICE IN MY NEIGHBORHOOD WOULD CAUSE CRIME TO GO UP SIGNIFICANTLY (HIGHER AMONG NON-HISPANICS)
- RESPONDENTS DISAGREE LOCAL GOVT SHOULD COMPLETELY DEFUND THE POLICE
- HISPANICS GREATER AGREEMENT LOCAL GOVT SHOULD SIGNIFICANTLY REDUCE RESOURCES FOR POLICE AND USE MONEY FOR OTHER PURPOSES (NON-HISPANICS GREATER DISAGREEMENT)

How much do you agree or disagree with each of the following statements? **[Police Reform]**

Statement	Hispanic		Non-Hispanic	
	Agree	Disagree	Agree	Disagree
The criminal justice system in the United States treats minorities unfairly	61%	14%	51%	27%
The police make my neighborhood safer	58%	16%	74%	8%
My local police do a good job	56%	18%	72%	9%
I trust the police in my neighborhood	54%	21%	71%	11%
Less police in my neighborhood would cause crime to go up significantly	53%	17%	60%	16%
My local government should significantly reduce the resources for police and use the money for other purposes	38%	36%	28%	53%
I believe that police in the United States generally treat minorities fairly	36%	38%	53%	29%
My local government should completely defund the police	27%	45%	21%	63%

5 pt Scale: Agree = 4,5, Disagree = 1,2, Neutral = 3 (not reported), No opinion = 0 (Not reported)

Agree and Disagree above will not sum to 100%

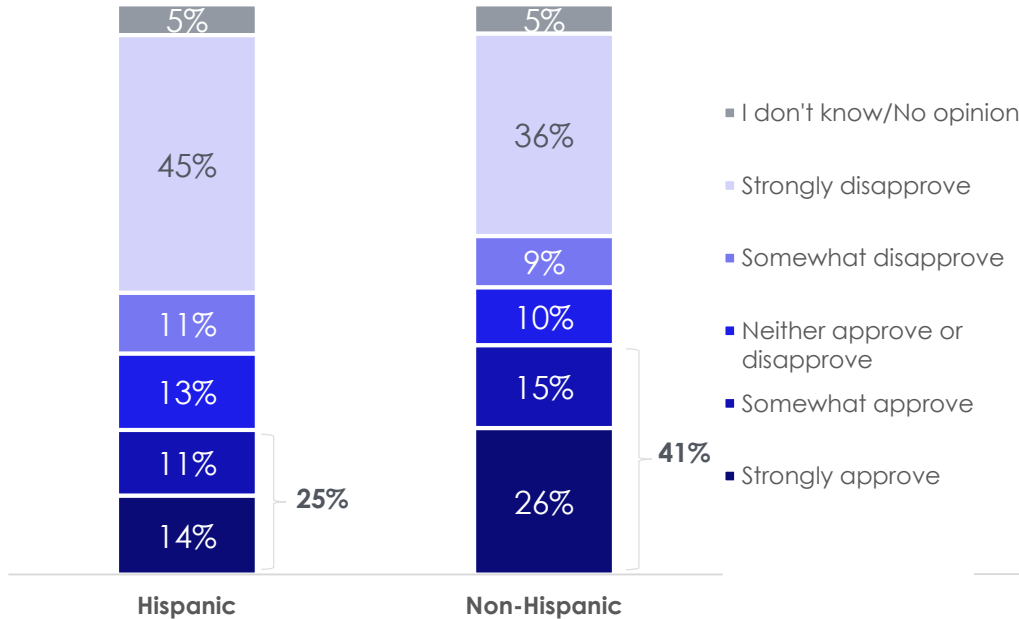
Among registered voters 18+

Source: Univision political tracker in collaboration with Media Predict as of September 2020

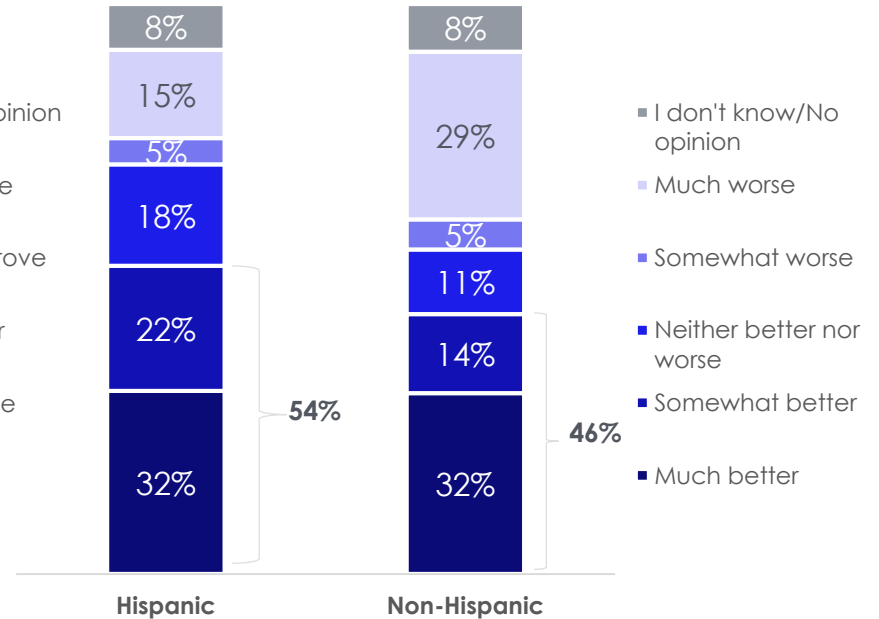


**TRUMP APPROVE HANDLING OF PROTESTS TOP TWO BOX:
STRONGLY/SOMEWHAT APPROVE: HISPANICS 25%, NON-HISPANICS 41%**
**BIDEN HANDLING OF PROTESTS BETTER OR WORSE TOP TWO BOX:
SOMEWHAT/MUCH BETTER: 54% HISPANICS, NON-HISPANICS 46%**

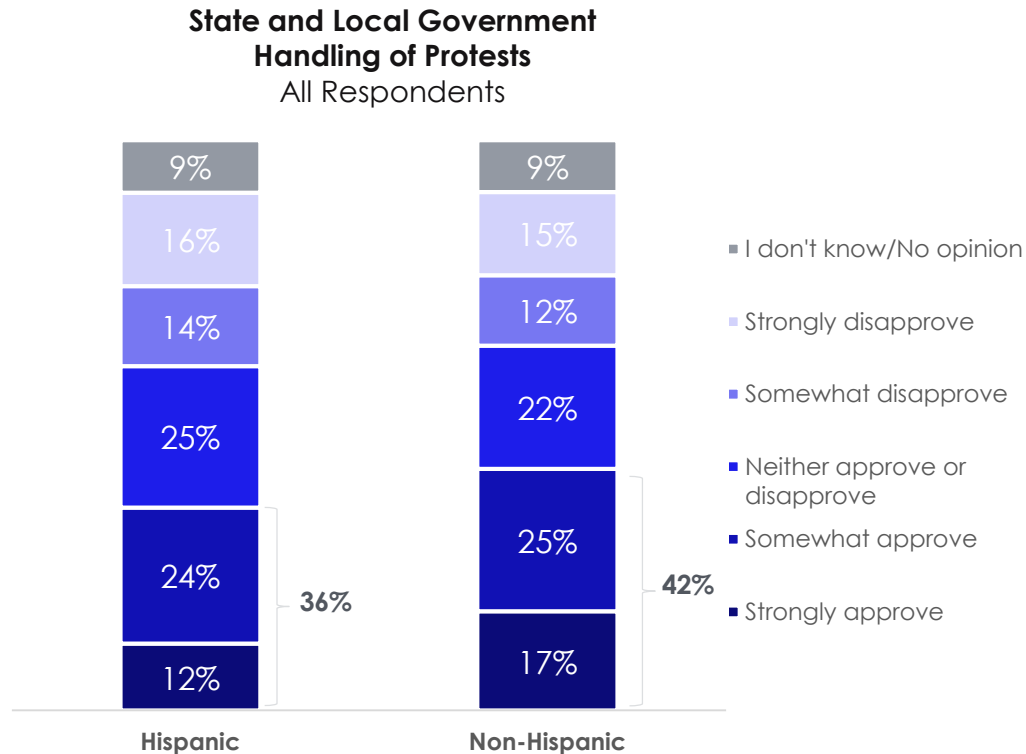
Trump Handling of Protests
All Respondents



Biden Handling of Protests Better or Worse
All Respondents



STATE AND LOCAL GOVT HANDLING OF PROTESTS TOP TWO BOX: STRONGLY/SOMEWHAT APPROVE HISPANICS 36%, NON-HISPANICS 42%



-MAJORITY RESPONDENTS AGREE:

PEOPLE THAT HAVE BEEN LOOTING AND DAMAGING PROPERTY SHOULD BE ARRESTED AND PROSECUTED, LOOTING AND DESTRUCTION OF PROPERTY DURING THE PROTESTS SHOULD HAVE BEEN STOPPED IMMEDIATELY, I AM VERY CONCERNED ABOUT THE VIOLENCE AND LOOTING THAT IS OCCURRING IN SOME AMERICAN CITIES

-OVER 60% RESPONDENTS AGREE:

I APPROVE OF THE NON-VIOLENT PROTESTS, I HAVE BECOME MORE CONCERNED ABOUT THE VIOLENCE AND LOOTING THAT IS OCCURRING IN SOME AMERICAN CITIES, I BELIEVE THAT ORGANIZED OUTSIDE GROUPS HAVE BEEN MOSTLY RESPONSIBLE FOR THE VIOLENCE AND DAMAGE TO PROPERTY DURING THE PROTESTS

-HISPANICS LESS AGREEMENT NATIONAL GUARD; US ARMED FORCES SHOULD BE CALLED IN TO HELP LOCAL LAW ENFORCEMENT

How much do you agree or disagree with each of the following statements? [Race Relations]

Statement	Hispanic		Non-Hispanic	
	Agree	Disagree	Agree	Disagree
The people that have been looting and damaging property should be arrested and prosecuted	73%	8%	84%	5%
The looting and destruction of property during the protests should have been stopped immediately	70%	9%	82%	6%
I approve of the non-violent protests that started after the death of George Floyd in June 2020	68%	10%	64%	16%
I am very concerned about the violence and looting that is occurring in some American cities	68%	12%	79%	8%
I have become more concerned over the past few weeks about the violence and looting that is occurring in some American cities	60%	15%	74%	9%
I believe that organized outside groups have been mostly responsible for the violence and damage to property during the protests	60%	13%	71%	9%
If necessary, the national guard should be called in to help local law enforcement	52%	22%	68%	15%
If necessary, the United States Armed Forces should be called in to help local law enforcement	45%	29%	57%	24%

5 pt Scale: Agree = 4,5, Disagree = 1,2, Neutral = 3 (not reported), No opinion = 0 (Not reported)

Agree and Disagree above will not sum to 100%

Among registered voters 18+

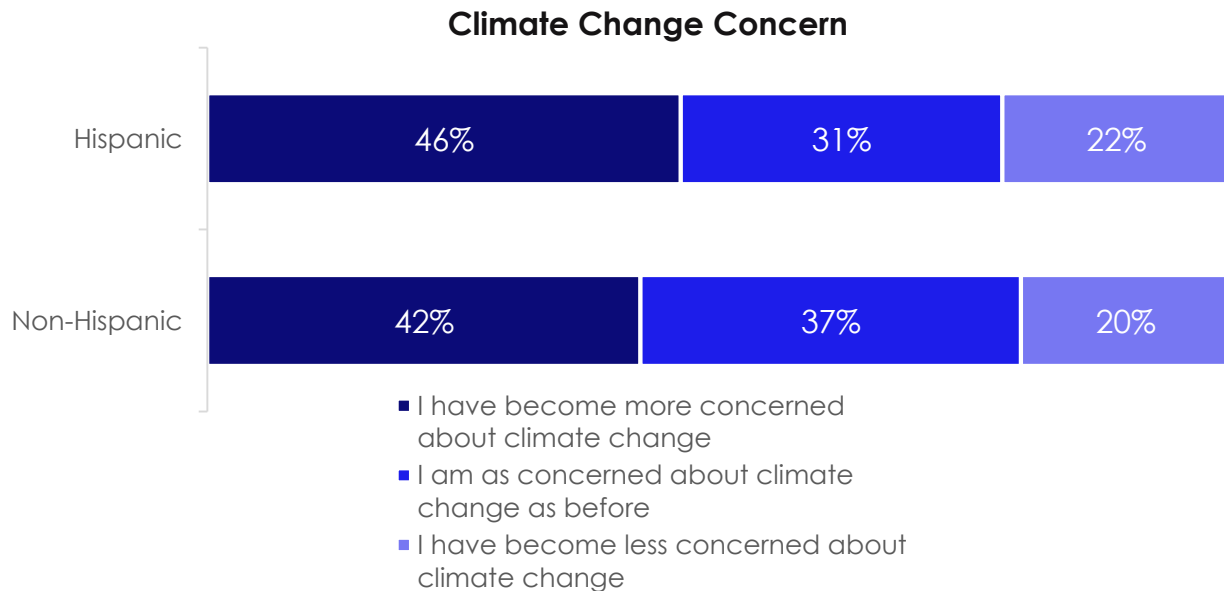
Source: Univision political tracker in collaboration with Media Predict as of September 2020



CLIMATE CHANGE

OVER THE PAST YEAR OR SO, 46% OF HISPANICS AND 42% OF NON-HISPANICS HAVE BECOME MORE CONCERNED ABOUT CLIMATE CHANGE

On the issue of climate change, over the past year or so have you become more concerned about this issue, less concerned about it, or about the same as before?



HISPANICS GREATER AGREEMENT:**-CLIMATE CHANGE IS A BIG THREAT TO PLANET****-CLIMATE CHANGE IS A RESULT OF HUMAN ACTIVITY****-ACTION SHOULD BE TAKEN EVEN IF IT MEANS SIGNIFICANT INCREASE IN MY TAXES***How much do you agree or disagree with each of the following statements? [Climate Change]*

Statement	Hispanic		Non-Hispanic	
	Agree	Disagree	Agree	Disagree
Climate change is a very big threat to the planet.	77%	10%	67%	18%
Climate change is a result of human activity.	76%	9%	67%	15%
Action should be taken on the environment even if it means a significant increase in my taxes.	52%	21%	44%	32%

5 pt Scale: Agree = 4,5, Disagree = 1,2, Neutral = 3 (not reported), No opinion = 0 (Not reported)

Agree and Disagree above will not sum to 100%

Among registered voters 18+

Source: Univision political tracker in collaboration with Media Predict as of September 2020



IMMIGRATION

- MAJORITY RESPONDENTS AGREE WE SHOULD PROVIDE A PATHWAY TO LEGAL STATUS FOR UNDOCUMENTED IMMIGRANTS WHO HAVE BEEN IN THE US AND NOT COMMITTED A SERIOUS CRIME
- ABOUT 50% RESPONDENTS AGREE WE SHOULD REFORM IMMIGRATION LAWS TO GIVE HIGHER PRIORITY TO PEOPLE WITH NEEDED SKILLS AND EDUCATION
- ABOUT HALF OF RESPONDENTS AGREE WE SHOULD INCREASE RESOURCES DEDICATED TO MANAGING THE SITUATION AT THE SOUTHERN BORDER OF THE US
- HISPANICS GREATER SUPPORT FOR EXISTENCE OF SANCTUARY CITIES EVEN IF IT MEANS A LOSS OF SOME FEDERAL FUNDING, GOVT BENEFITS LIKE HEALTHCARE, SHOULD BE PROVIDED TO UNDOCUMENTED IMMIGRANTS FREE OF COST

How much do you agree or disagree with each of the following statements? [Immigration]

Statement	Hispanic		Non-Hispanic	
	Agree	Disagree	Agree	Disagree
We should provide a pathway to legal status (including citizenship) for undocumented immigrants who have been in the U.S. and have not committed a serious crime.	69%	9%	60%	19%
We should reform immigration laws to give higher priority to people with needed skills and education.	55%	14%	50%	17%
I support the existence of sanctuary cities even if it means a loss of some federal funding	46%	20%	35%	38%
I think that we should increase resources dedicated to managing the situation at the southern border of the U.S.	45%	21%	58%	16%
There are too many undocumented immigrants crossing the border into the United States.	44%	23%	62%	15%
Government benefits, like healthcare, should be provided to undocumented immigrants free of cost.	43%	29%	25%	56%
It should not be a crime to cross the border illegally.	37%	36%	31%	51%

5 pt Scale: Agree = 4,5, Disagree = 1,2, Neutral = 3 (not reported), No opinion = 0 (Not reported)

Agree and Disagree above will not sum to 100%

Among registered voters 18+

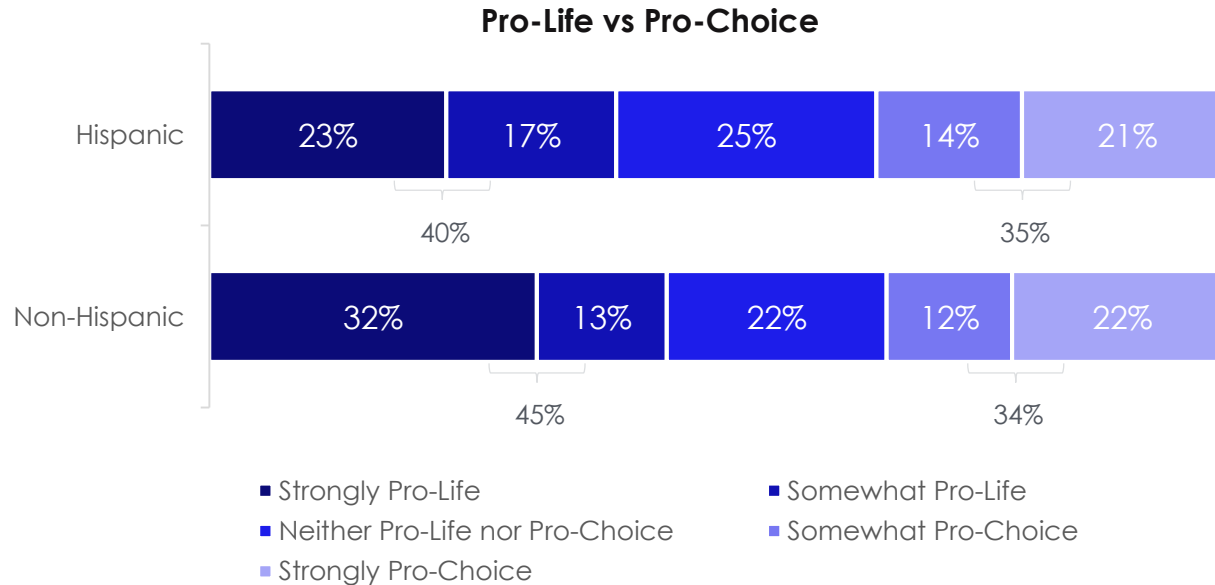
Source: Univision political tracker in collaboration with Media Predict as of September 2020



PRO LIFE OR PRO CHOICE

-40% HISPANICS STRONGLY/SOMEWHAT PRO-LIFE, 35% STRONGLY/SOMEWHAT PRO-CHOICE
-45% NON-HISPANICS STRONGLY/SOMEWHAT PRO-LIFE, 34% STRONGLY/SOMEWHAT PRO-CHOICE

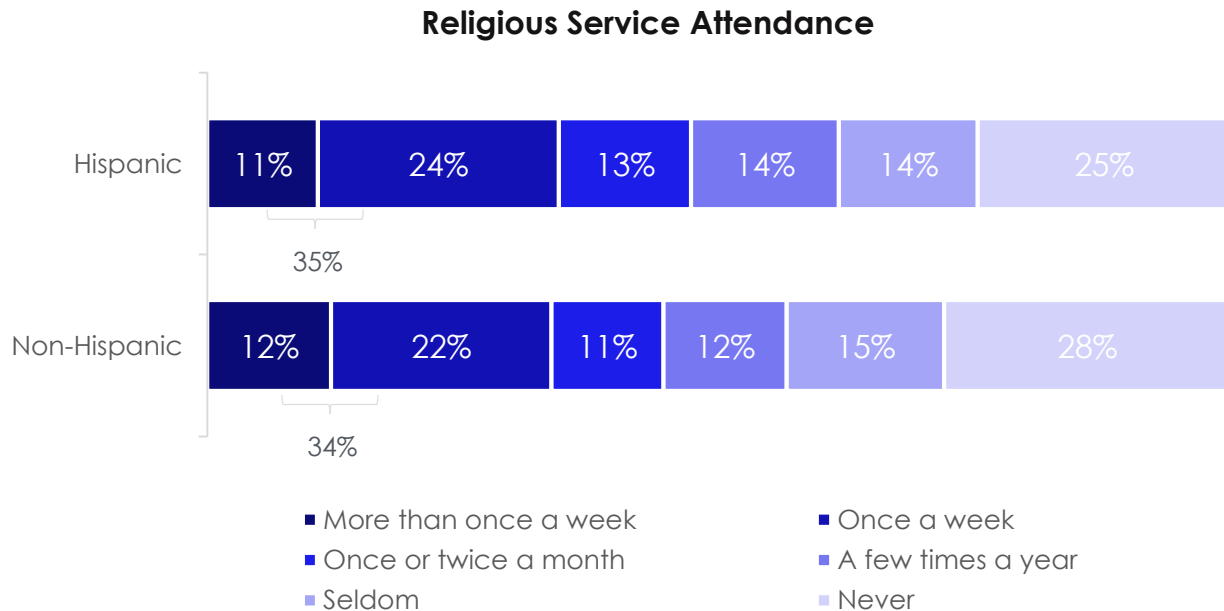
On the issue of abortion, do you consider yourself to be Pro-Life or Pro-Choice?



RELIGIOUS SERVICE ATTENDANCE

BEFORE PANDEMIC: -35% OF HISPANICS, 34% NON-HISPANICS ATTENDED RELIGIOUS SERVICE ONCE A WEEK OR MORE

To the best of your recollection, how often did you attend religious services before the coronavirus pandemic began?





THANK YOU