

UNIVISION & MEDIA PREDICT

2020 PRESIDENTIAL
ELECTION TRACKER

San Antonio
September



MP



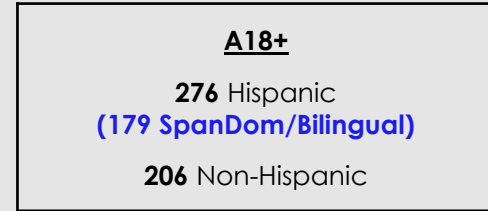
OBJECTIVES

- Measure current landscape of the 2020 candidates for president and other offices
- Assess voter sentiments towards current government officials and bodies
- Understand key issues and their degree of importance as motivators to vote

METHODOLOGY

San Antonio - A18+

- Online survey of **482** registered voters 18+

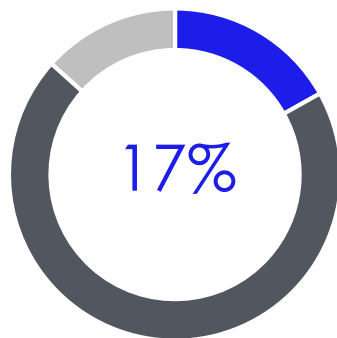


- In field 8/28/2020 – 9/13/2020
- Weighted to the registered voter universe by age, gender, education, and census division.
- **This Report: Hispanic SpanDom/Bilingual vs Non-Hispanic**

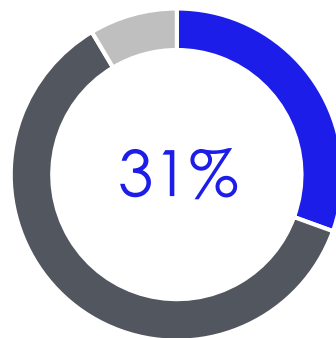
ONLY 17% OF HISPANICS, 31% NON-HISPANICS FEEL UNITED STATES IS HEADED IN RIGHT DIRECTION

Right Direction or Wrong Track

In general, do you believe that the United States is headed in the right direction, or has gone off on the wrong track?



Hispanics



Non-Hispanics

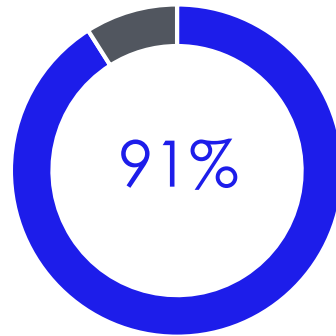
- Right direction
- Wrong track
- Unsure

2020 VOTE

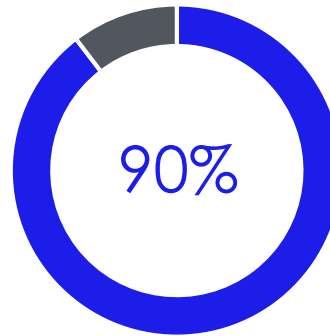
ABOUT 90% ALL RESPONDENTS PLAN TO VOTE IN GENERAL ELECTION

Likelihood to Vote in 2020

On a scale of 1 to 10, how likely or unlikely are you to vote in the 2020 General Election, being held on November 3, 2020?



Hispanics

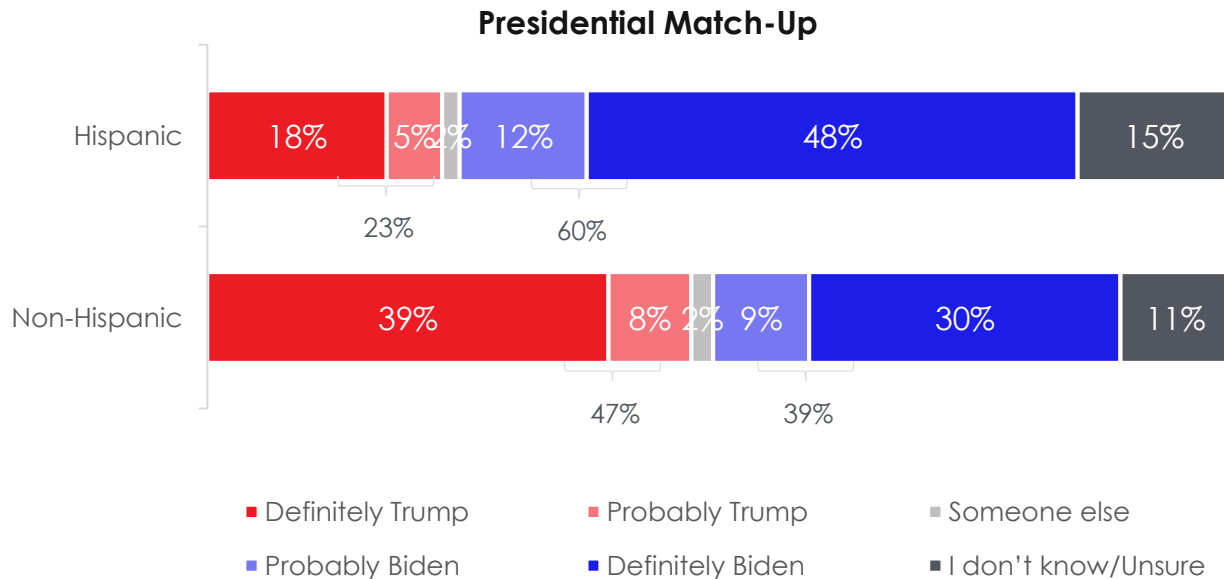


Non-Hispanics

- Likely
- Unlikely

TOP TWO BOX INTEND TO VOTE: HISPANICS 60% BIDEN, 23% TRUMP NON-HISPANICS 39% BIDEN, 47% TRUMP DON'T KNOW/UNSURE: 15% HISPANIC, 11% NON-HISPANIC

Based on what you know today, do you intend to vote for President Donald Trump, Democratic nominee Joe Biden, or someone else in the coming presidential election?

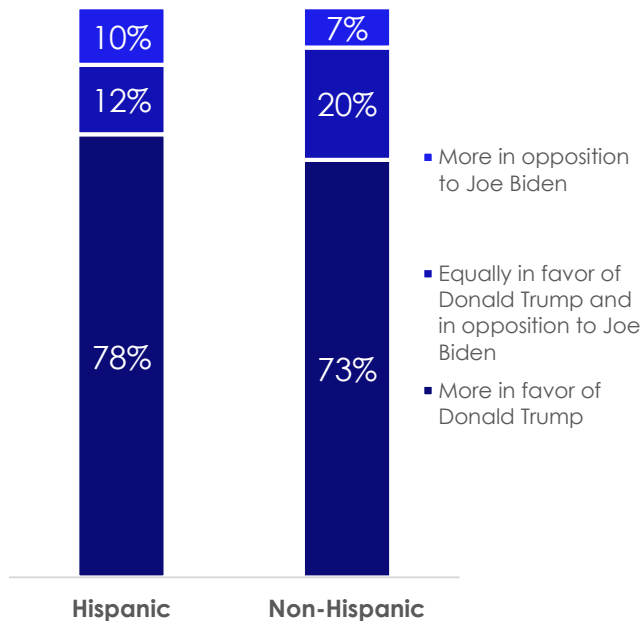


TRUMP VOTERS MORE ENTHUSIASTIC

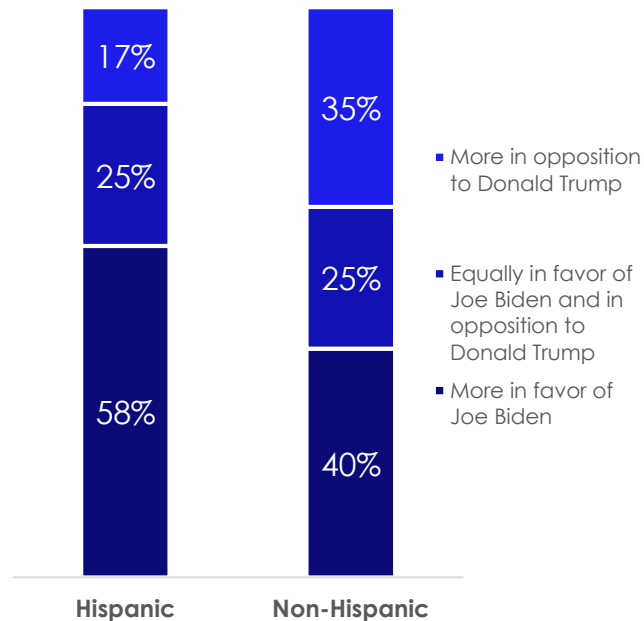
-TRUMP VOTERS: ABOUT 10% WILL DO SO IN OPPOSITION TO BIDEN; 78% HISPANICS, 73% NON-HISPANICS BECAUSE THEY FAVOR TRUMP

-BIDEN VOTERS: 17% HISPANICS, 35% NON-HISPANICS WILL DO SO IN OPPOSITION TO TRUMP, 58% HISPANICS, 40% NON-HISPANICS BECAUSE THEY FAVOR BIDEN

Voting Trump: Favor Trump or Oppose Biden

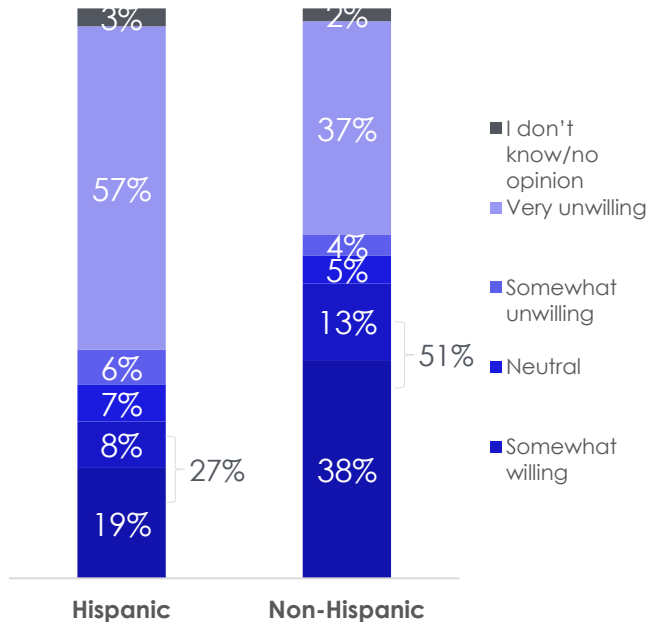


Voting Biden: Favor Biden or Oppose Trump

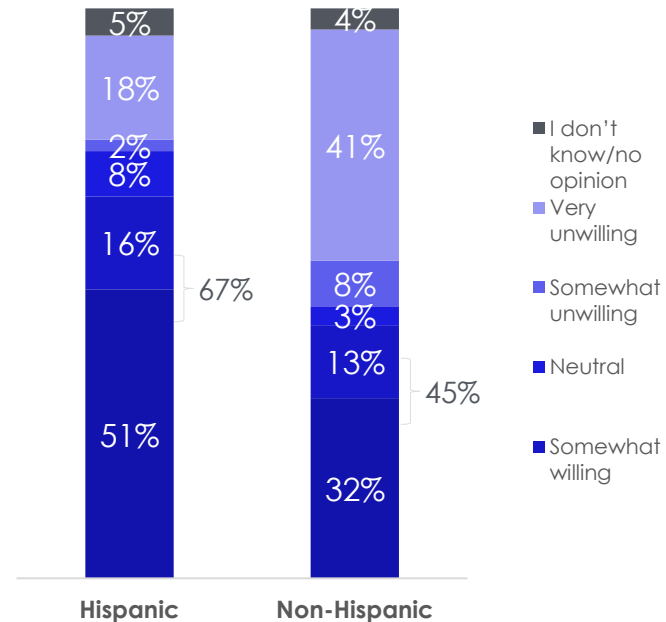


-27% HISPANICS, 51% NON-HISPANICS SOMEWHAT/VERY WILLING TO VOTE FOR TRUMP
-67% HISPANICS, 45% NON-HISPANICS SOMEWHAT/VERY WILLING TO VOTE FOR BIDEN

Willingness to Vote for Trump



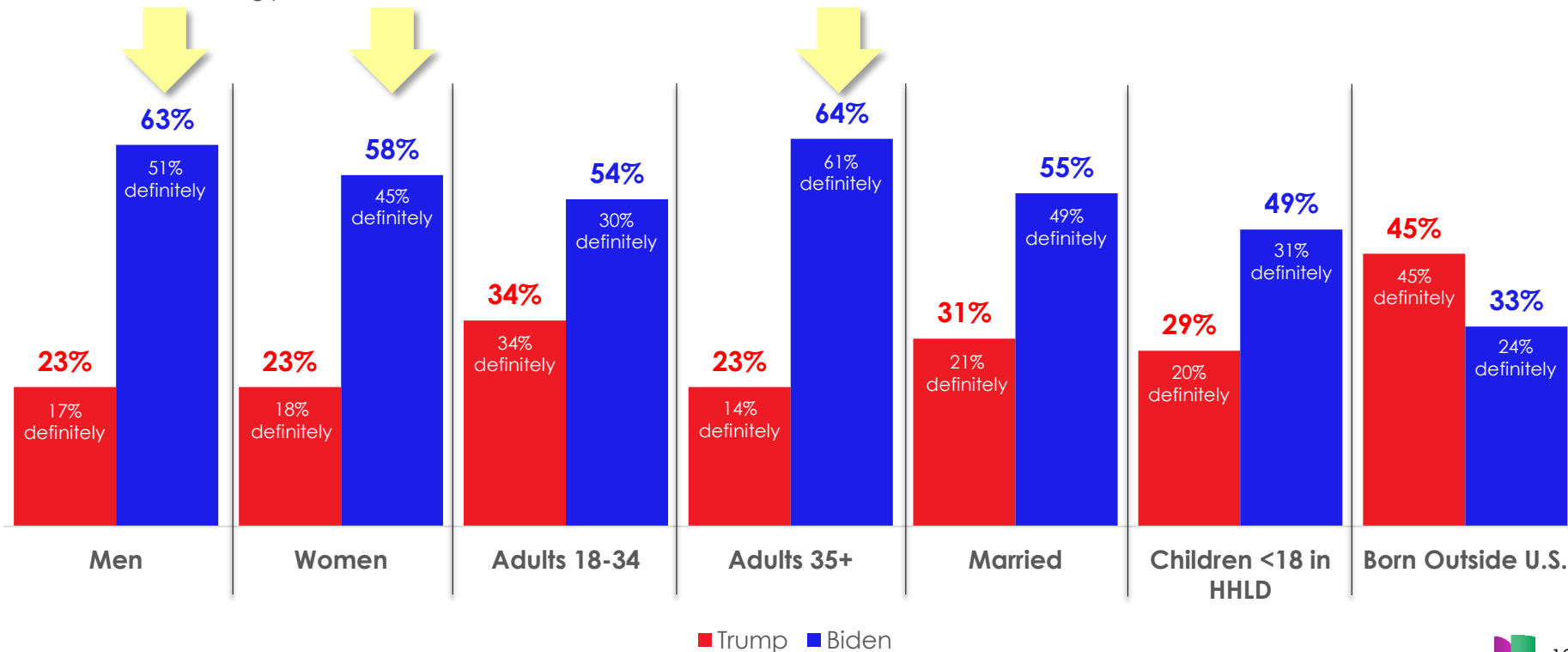
Willingness to Vote for Biden



Among registered voters 18+
 Source: Univision political tracker in collaboration with Media Predict as of September 2020

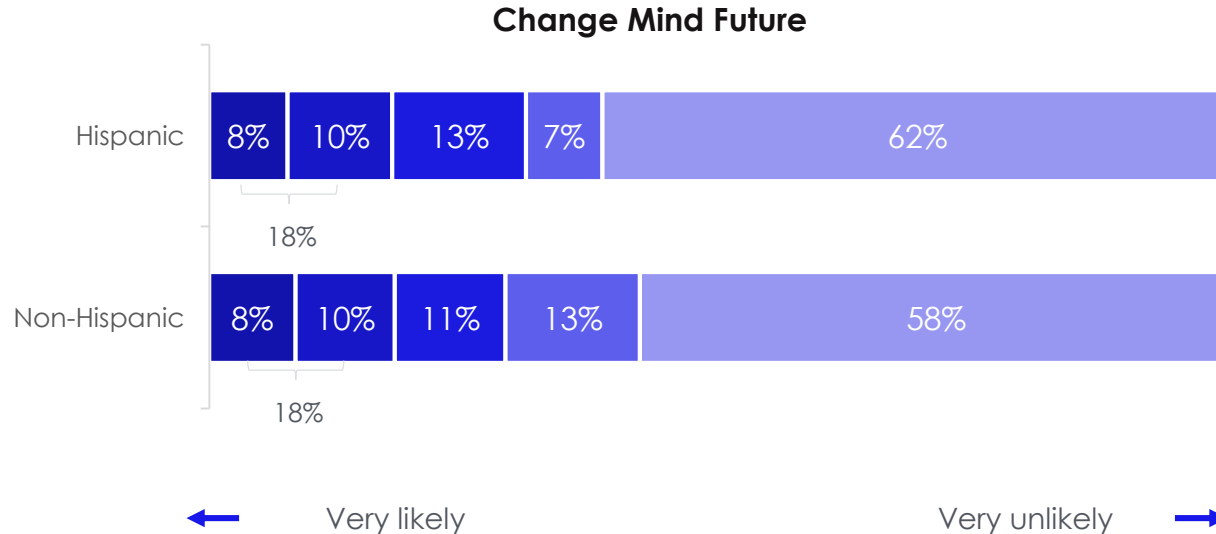
STRONGEST HISPANIC OPPORTUNITIES: TRUMP SUPPORTERS: FOREIGN BORN, ADULTS 18-34, MARRIED BIDEN SUPPORTERS: ADULTS 35+, MEN, WOMEN

Based on what you know today, do you intend to vote for President Donald Trump, Democratic nominee Joe Biden, or someone else in the coming presidential election?



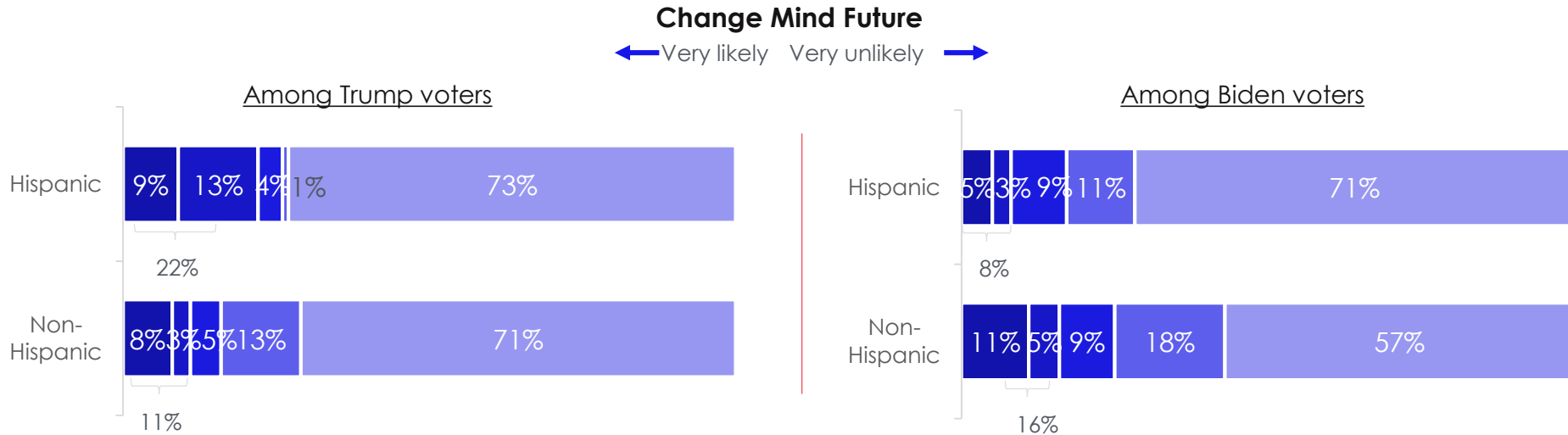
TOP TWO BOX: 18% OF RESPONDENTS LIKELY TO CHANGE THEIR MIND IN THE FUTURE ABOUT WHO THEY WILL VOTE FOR IN PRESIDENTIAL ELECTION

How likely or unlikely are you to change your mind in the future about who you will vote for in the 2020 Presidential election?



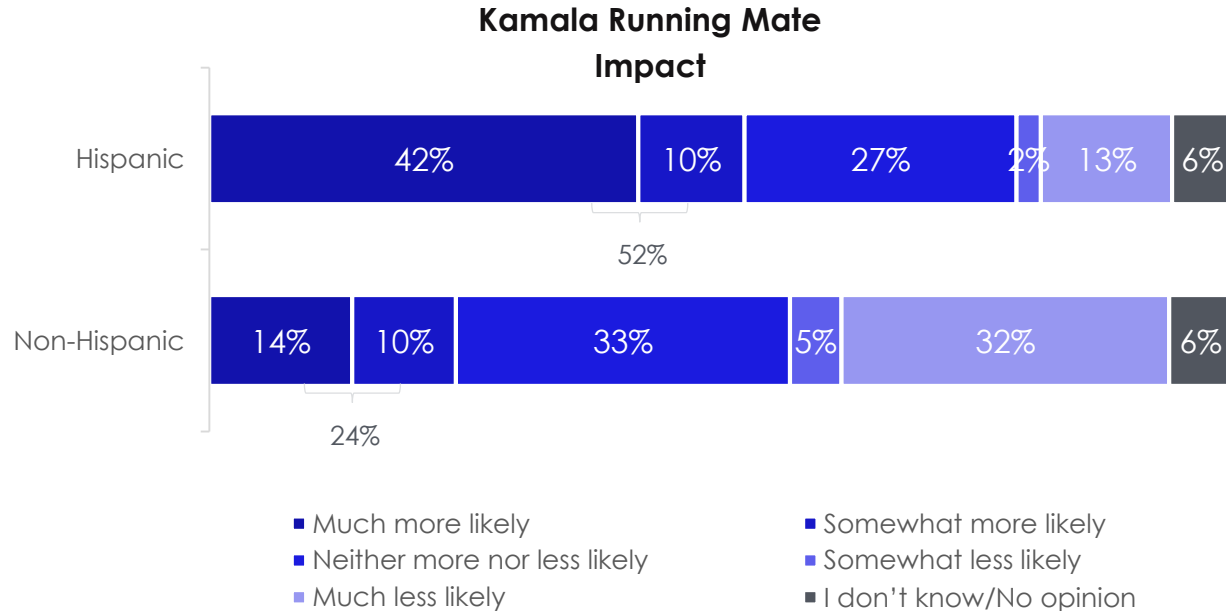
-AMONG TRUMP VOTERS, 22% HISPANICS, 11% NON-HISPANICS LIKELY TO CHANGE THEIR MIND ABOUT WHO THEY WILL VOTE FOR
-AMONG BIDEN VOTERS, 8% HISPANICS, 16% NON-HISPANICS LIKELY TO CHANGE THEIR MIND

How likely or unlikely are you to change your mind in the future about who you will vote for in the 2020 Presidential election?



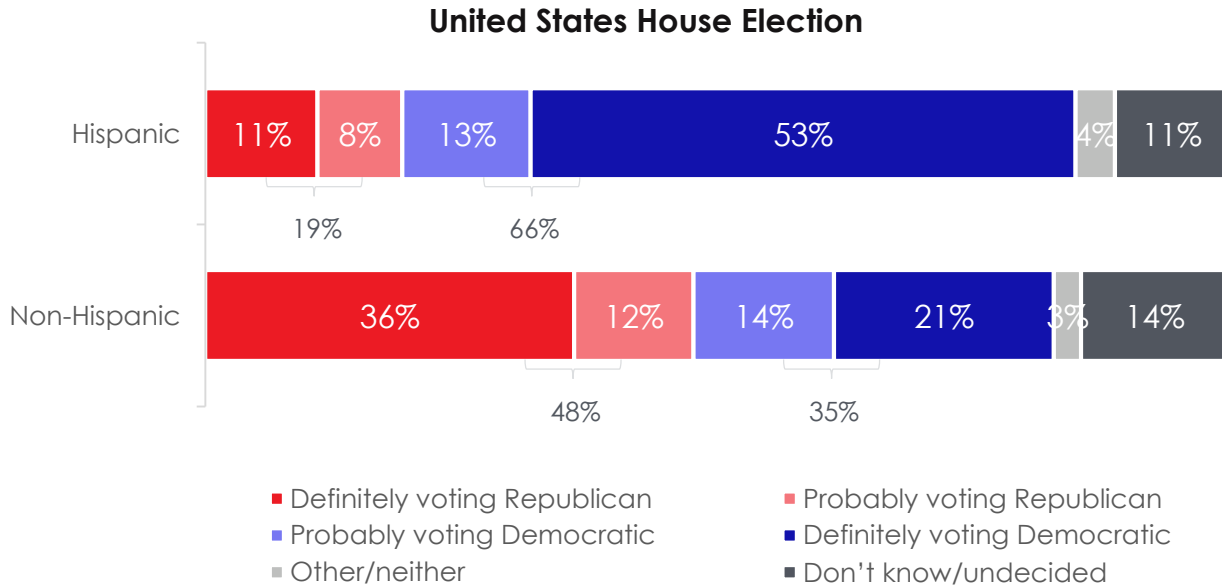
IMPACT OF KAMALA HARRIS TOP TWO BOX: 52% HISPANICS, 24% NON-HISPANICS MORE LIKELY TO VOTE FOR BIDEN

Joe Biden recently selected Kamala Harris to be his Vice Presidential running mate. Does the selection of Harris make you more or less likely to vote for Joe Biden for President?



HOUSE ELECTION PARTY VOTING INTENT TOP TWO BOX:
-HISPANICS 66% DEMOCRATIC, 19% REPUBLICAN
-NON-HISPANICS 35% DEMOCRATIC, 48% REPUBLICAN
-11% HISPANICS, 14% NON-HISPANICS DON'T KNOW/UNDECIDED

If the election for the United States House of Representatives were held today, which party's candidate would you vote for?



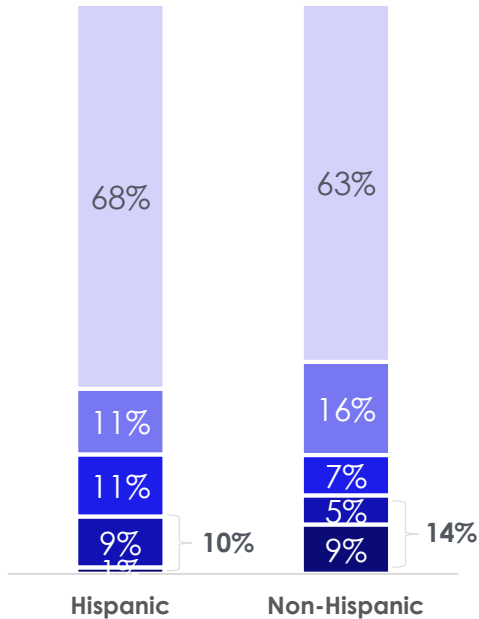
Among registered voters 18+
 Source: Univision political tracker in collaboration with Media Predict as of September 2020

LIKELIHOOD TO VOTE FOR OTHER PARTY TOP TWO BOX:

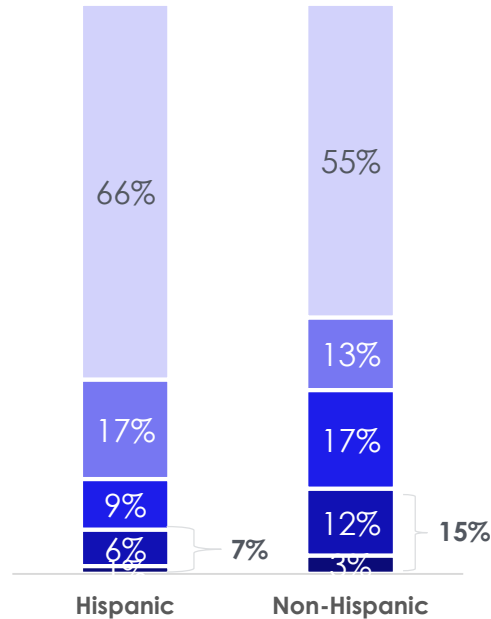
-AMONG REGISTERED REPUBLICANS: 10% HISPANICS, 14% NON-HISPANICS LIKELY TO VOTE FOR DEM CANDIDATE

-AMONG REGISTERED DEMOCRATS: 7% HISPANICS, 15% NON-HISPANICS LIKELY TO VOTE FOR REPUBLICAN CANDIDATE

Likelihood to Vote for Democratic Candidate
Among Republican Voters



Likelihood to Vote for Republican Candidate
Among Democratic Voters



- Very unlikely
- Somewhat unlikely
- Neither likely nor unlikely
- Somewhat likely
- Very likely

SENATE RACE:

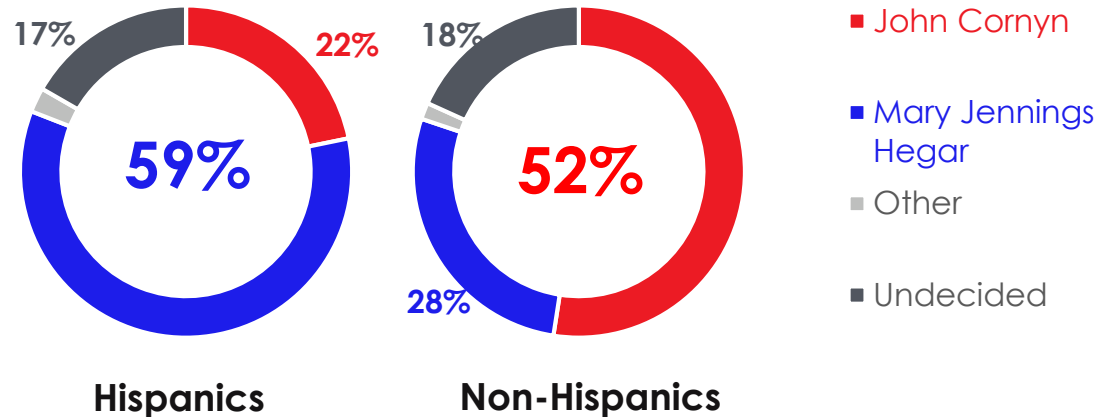
-AMONG HISPANICS, 59% WOULD VOTE HEGAR, 22% CORNYN

-AMONG NON-HISPANICS, 28% WOULD VOTE HEGAR, 52% CORNYN

-UP FOR GRABS: 17% HISPANICS, 18% NON-HISPANICS UNDECIDED

Texas Senate Election

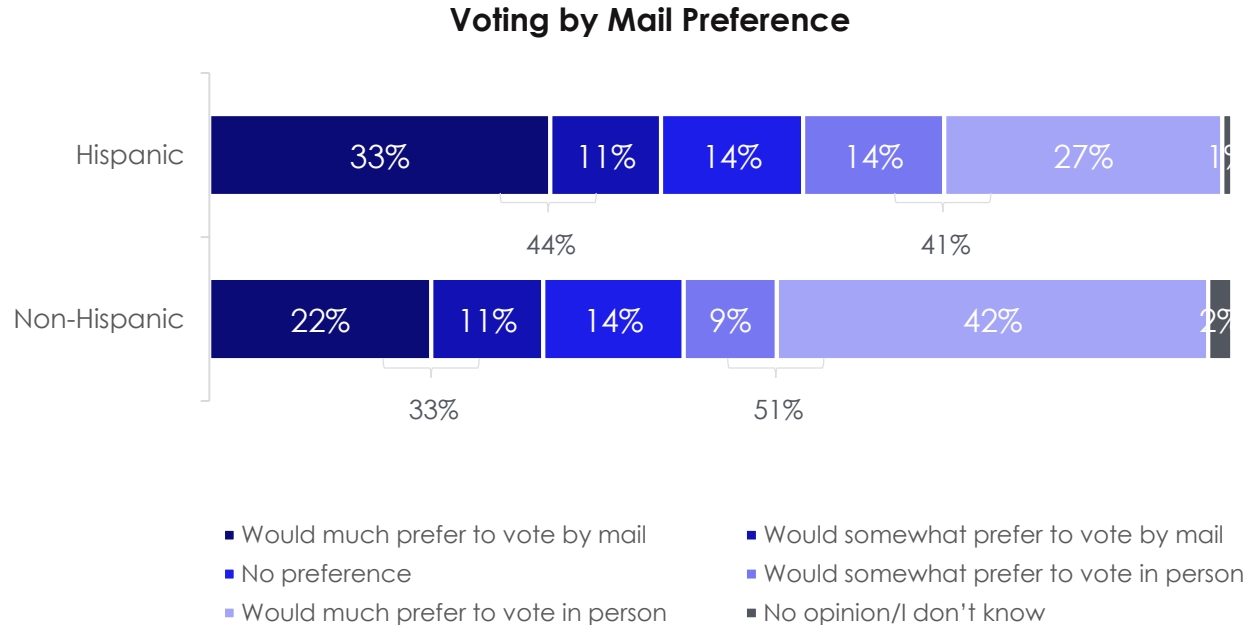
If the election for the United States Senate were held today, would you vote for current senator John Cornyn, the Republican, or Mary Jennings Hegar, the Democrat?



44% HISPANICS, 33% NON-HISPANICS MUCH/SOMEWHAT PREFER TO VOTE BY MAIL IN 2020 PRESIDENTIAL ELECTION

HIGHER PREFERENCE AMONG NON-HISPANICS TO VOTE IN PERSON

Would you prefer to vote by mail, if it is available, or in person in the 2020 Presidential Election?



-ROUGHLY 60% OF RESPONDENTS AGREE YOU SHOULD HAVE TO REQUEST A MAIL-IN BALLOT FROM YOUR STATE OR LOCAL GOVERNMENT IN ORDER TO BE ABLE TO VOTE BY MAIL; VOTING BY MAIL IS EASIER TO DO THAN VOTING IN PERSON
 -ABOUT 50% VOTERS FEEL COMFORTABLE VOTING BY MAIL; ABOUT 50% AGREE VOTING BY MAIL INCREASES THE CHANCE THAT MY VOTE WILL NOT BE COUNTED; OVER 40% FEEL IT IS MORE PRONE TO ABUSE AND FRAUD
 -HISPANICS MORE LIKELY TO AGREE, NON-HISPANICS DISAGREE STATE AND LOCAL GOVERNMENTS SHOULD MAIL BALLOTS TO EVERYONE ON THE VOTER LIST EVEN IF THEY AREN'T REQUESTED
 -RESPONDENTS DISAGREE THAT STATE AND LOCAL GOVERNMENTS SHOULD MAIL BALLOTS TO EVERYONE ON THE VOTER LIST EVEN IF SOME OF THE ADDRESSES ARE NOT UP TO DATE OR SOME OF THE PEOPLE ON THE LIST NO LONGER LIVE IN THE JURISDICTION COVERED BY THE VOTER LIST (GREATER DISAGREE AMONG NON-HISPANICS)

How much do you agree or disagree with each of the following statements? [Mail-In Voting]

Statement	Hispanic		Non-Hispanic	
	Agree	Disagree	Agree	Disagree
You should have to request a mail-in ballot from your state or local government in order to be able to vote by mail.	59%	17%	66%	11%
Voting by mail is easier to do than voting in person	58%	16%	63%	13%
I feel comfortable voting by mail	53%	29%	49%	32%
Voting by mail increases the chance that my vote will not be counted	47%	28%	53%	28%
My State and local governments should mail ballots to everyone on the voter list even if they aren't requested.	46%	32%	28%	50%
Voting by mail is more prone to abuse and fraud than voting in person	44%	34%	50%	25%
My State and local governments should mail ballots to everyone on the voter list even if some of the addresses are not up to date or some of the people on the list no longer live in the jurisdiction covered by the voter list.	34%	41%	22%	58%

5 pt Scale: Agree = 4,5, Disagree = 1,2, Neutral = 3 (not reported), No opinion = 0 (Not reported)

Agree and Disagree above will not sum to 100%

Among registered voters 18+

Source: Univision political tracker in collaboration with Media Predict as of September 2020



NET FAV/JOB APPROVAL

NET FAV:**-AMONG HISPANICS: HEGAR, BIDEN, BLACK LIVES MATTER HIGHEST; TRUMP LOWEST****-AMONG NON-HISPANICS: ABBOTT, CORNYN, PENCE HIGHEST; PELOSI LOWEST***For each candidate listed below, please indicate if you have a favorable or unfavorable opinion of them.*

	Hispanic	Non-Hispanic
	<small>Sept 2020</small>	<small>Sept 2020</small>
Mary Jennings Hegar	54%	11%
Joe Biden	48%	-11%
Black Lives Matter	43%	-6%
The Democratic Party	42%	-11%
Kamala Harris	37%	-11%
Nancy Pelosi	26%	-33%
Chuck Schumer	16%	-22%
Greg Abbott	1%	33%
John Cornyn	-7%	25%
Mitch McConnell	-28%	0%
Mike Pence	-28%	18%
The Republican Party	-34%	13%
Donald Trump	-44%	7%

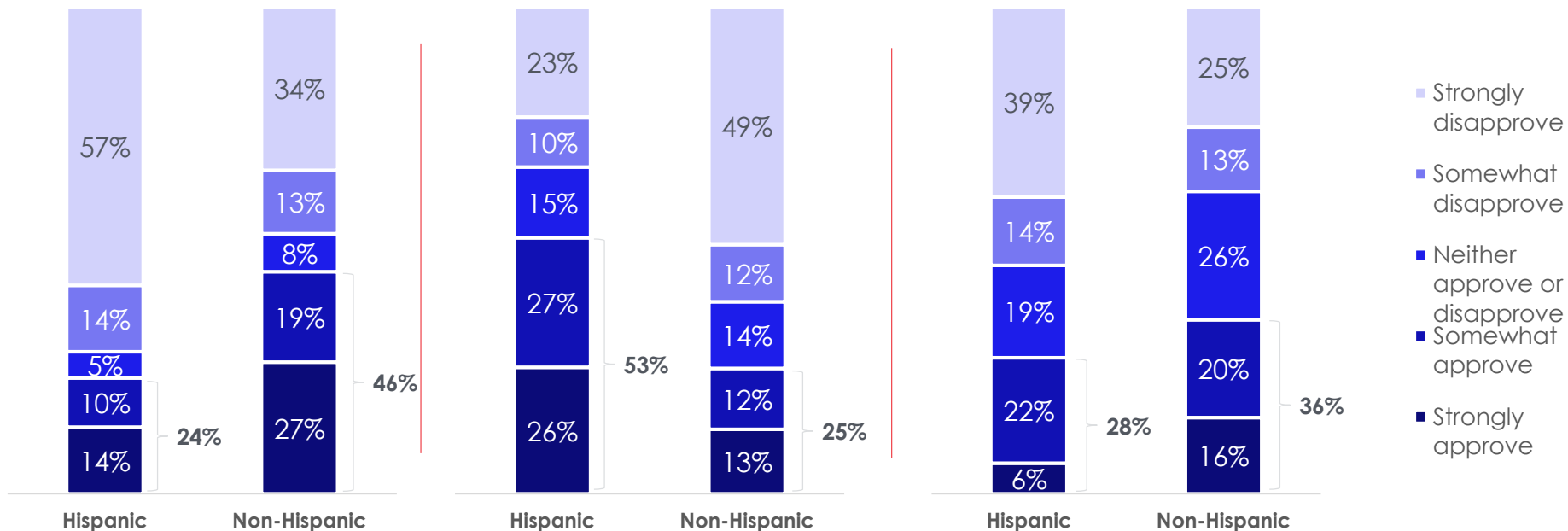


JOB APPROVAL TOP TWO BOX:
TRUMP: HISPANICS 24%, NON-HISPANICS 46%
PELOSI: HISPANICS 53%, NON-HISPANICS 25%
MCCONNELL: HISPANICS 28%, NON-HISPANICS 36%

Donald Trump Job Approval

Nancy Pelosi Job Approval

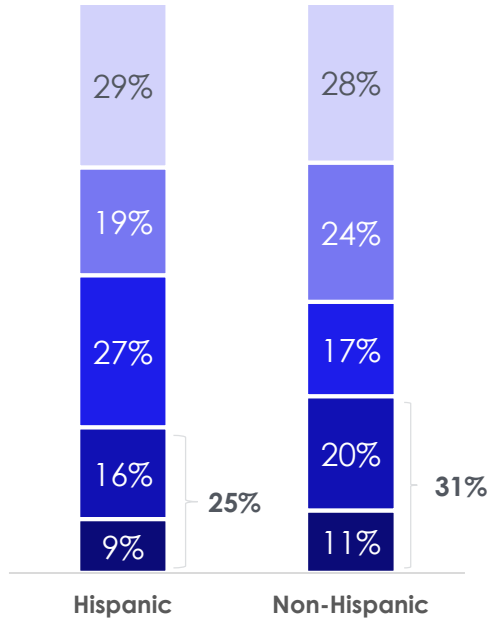
Mitch McConnell Job Approval



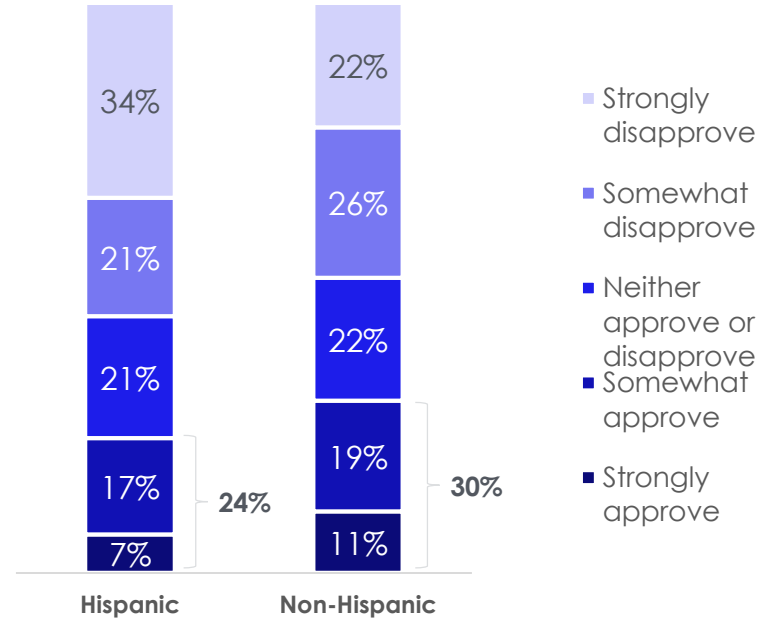
Among registered voters 18+
 Source: Univision political tracker in collaboration with Media Predict as of September 2020

JOB APPROVAL TOP TWO BOX: HOUSE: 25% HISPANICS, 31% NON-HISPANICS SENATE: 24% HISPANICS, 30% NON-HISPANICS

U.S. House of Representatives Job Approval

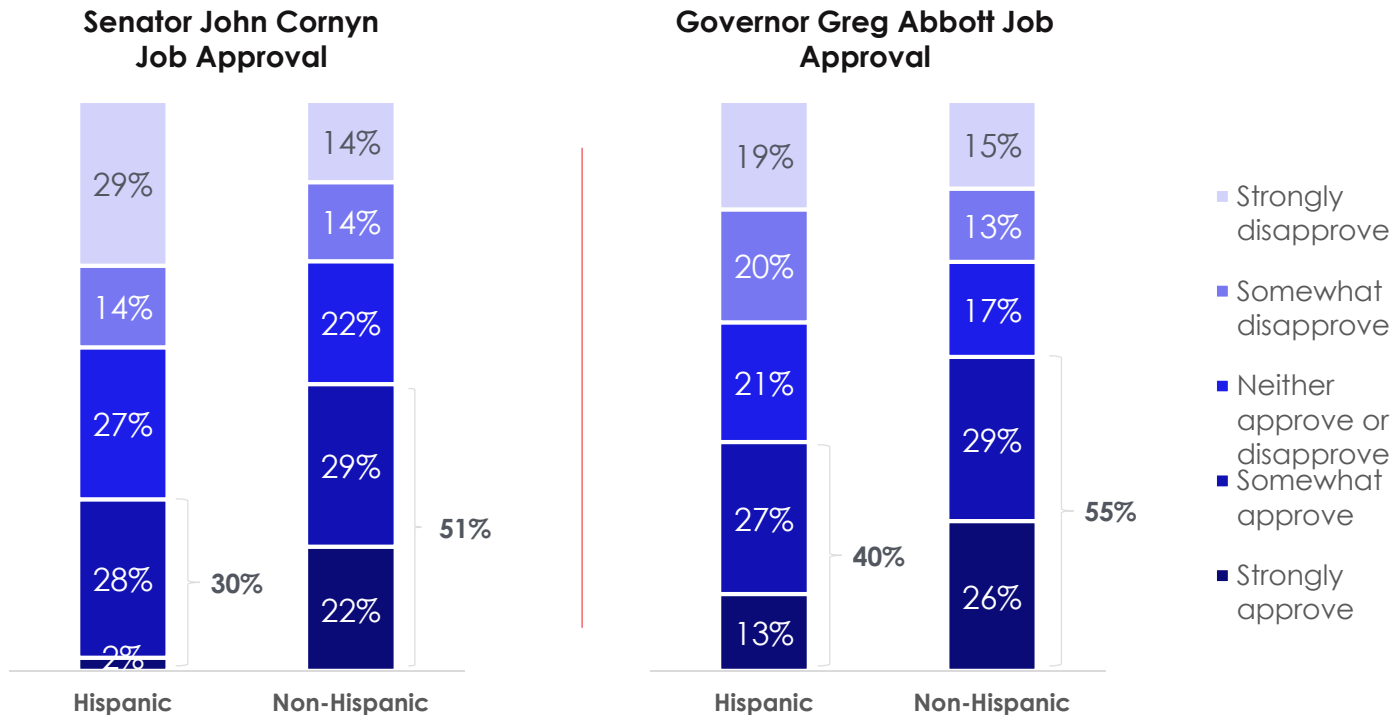


U.S. Senate Job Approval



- Strongly disapprove
- Somewhat disapprove
- Neither approve or disapprove
- Somewhat approve
- Strongly approve

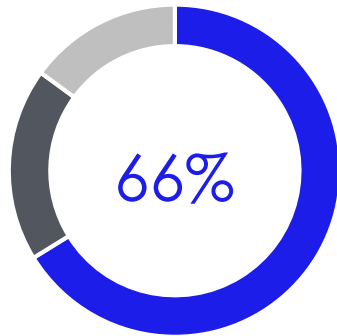
JOB APPROVAL TOP TWO BOX: CORNYN: 30% HISPANICS, 51% NON-HISPANICS ABBOTT: 40% HISPANICS, 55% NON-HISPANICS



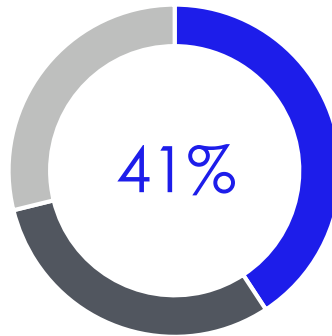
Among registered voters 18+
 Source: Univision political tracker in collaboration with Media Predict as of September 2020

66% HISPANICS, 41% NON-HISPANICS DON'T SUPPORT TRUMP'S POLICIES OR LEADERSHIP STYLE

Trump Policy and Style Opinion



Hispanics



Non-Hispanics

- I don't support Donald Trump's policies or leadership style
- I support Donald Trump's policies but dislike his leadership style
- I support Donald Trump's policies and like his leadership style

THE ISSUES

TOP ISSUES AMONG HISPANICS: CORONAVIRUS, IMPACT OF CORONAVIRUS ON ECONOMY, EDUCATION, HEALTHCARE

MANY ISSUES OF GREATER IMPORTANCE TO HISPANICS INCLUDING CORONAVIRUS AND IMPACT ON ECONOMY, EDUCATION, HEALTHCARE

How important are each of the following issues to you?

Issue Importance TopBox

	Hispanic (Top Box)	Non- Hispanic (Top Box)
Coronavirus / COVID - 19	79%	61%
Impact of the coronavirus on the economy	76%	59%
Education	74%	53%
Healthcare	74%	60%
Cost of Living	72%	56%
Economy / Jobs	72%	60%
Social Security / Medicare	68%	59%
Crime and public safety	64%	57%
National security / Terrorism	62%	56%
Entitlements / social services reform (Medicare, Welfare, etc.)	59%	42%
Gun control	56%	36%
Taxes	53%	49%

	Hispanic (Top Box)	Non- Hispanic (Top Box)
Military / Veterans	53%	59%
Climate Change	52%	37%
Race Relations	51%	37%
Police Reform	51%	28%
Immigration reform	48%	30%
The National Debt	47%	29%
Second amendment rights	45%	46%
Social issues like abortion or LGBTQ rights	37%	24%
Border security	36%	52%
Foreign Policy/International Trade	34%	31%
Infrastructure investment	33%	31%

KEY ISSUES FOR LIKELY TRUMP VOTERS: ECONOMY/JOB, NATIONAL SECURITY/TERRORISM, CRIME AND PUBLIC SAFETY

KEY ISSUES FOR LIKELY BIDEN VOTERS: CORONAVIRUS, IMPACT OF THE CORONAVIRUS ON THE ECONOMY, EDUCATION, SOCIAL SECURITY/MEDICARE

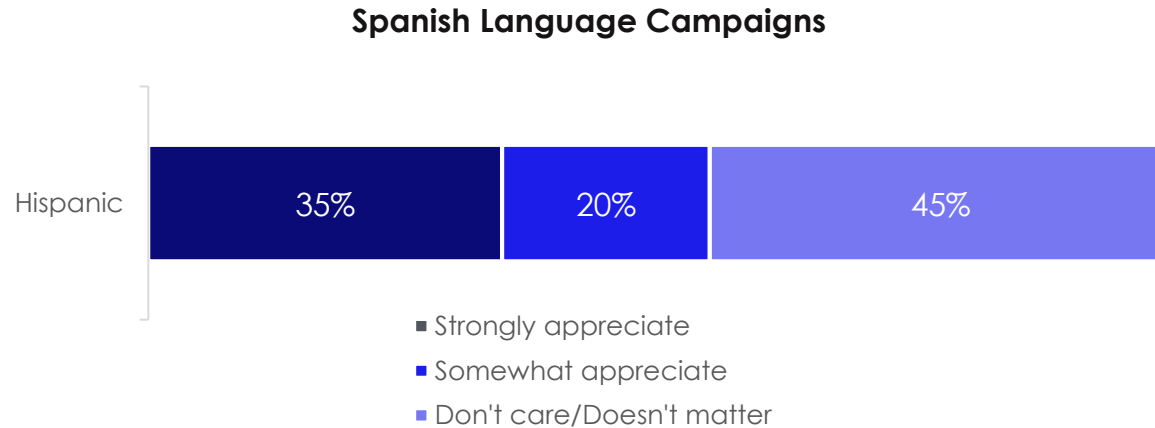
Top 10 issues among definitely/probably <u>Trump</u> voters	% Hispanic Top Box
Economy/ Jobs	75%
National Security/Terrorism	74%
Crime and Public Safety	64%
Coronavirus/COVID-19	62%
Border Security	62%
Military/ Veterans	59%
Second Amendment Rights	58%
Impact of the Coronavirus on the Economy	57%
Cost of Living	56%
Healthcare	56%

Top 10 issues among definitely/probably <u>Biden</u> voters	% Hispanic Top Box
Coronavirus/COVID – 19	88%
Impact of the Coronavirus on the Economy	84%
Education	84%
Social Security/Medicare	84%
Healthcare	82%
Cost of Living	80%
Entitlements/Social Services Reform (Medicare, Welfare, etc.)	72%
Economy / Jobs	70%
Gun control	68%
Crime and public safety	67%

THE IMPORTANCE OF SPANISH LANGUAGE

55% OF HISPANICS STRONGLY/SOMEWHAT APPRECIATE CANDIDATES WHO ADVERTISE IN SPANISH

When you follow a political campaign for President, Congress, Senate or Governor, do you appreciate when candidates advertise in Spanish in trying to win your vote?



**COMMUNICATING IN SPANISH:
-64% OF HISPANICS AGREE POLITICAL PARTIES/CANDIDATES WHO ADVERTISE IN
SPANISH WANT THEIR VOTE
-50% AGREE IT SHOWS THEM CANDIDATES ARE TRULY INTERESTED IN HISPANICS AND
THEIR COMMUNITY**

How much do you agree or disagree with each of the following statements? [Spanish Language Campaigns]

Statement	Hispanic	
	Agree	Disagree
Political parties and candidates who advertise in Spanish are showing me they want my vote.	64%	8%
When a political party or candidate communicates with me in Spanish, it suggests that they are truly interested in Hispanics and our community.	50%	14%

5 pt Scale: Agree = 4,5, Disagree = 1,2, Neutral = 3 (not reported), No opinion = 0 (Not reported)

Agree and Disagree above will not sum to 100%

Among registered voters 18+

Source: Univision political tracker in collaboration with Media Predict as of September 2020



CORONAVIRUS

- HANDLING APPROVAL**
- EFFECTS ON JOBS**
- SCHOOL REOPENING**

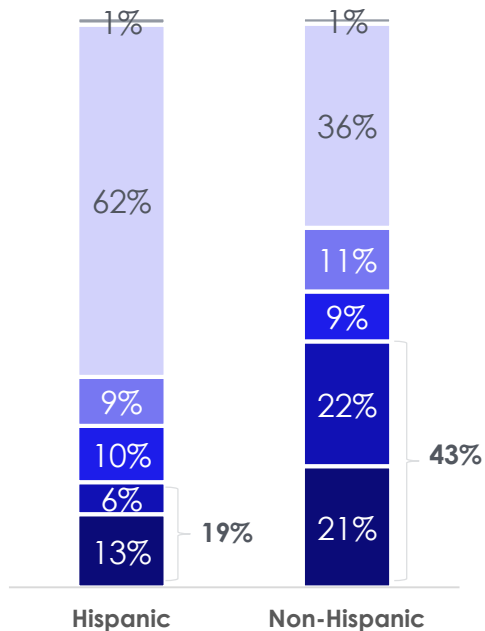
APPROVE TRUMP HANDLING OF CORONAVIRUS TOP TWO BOX:

-HISPANICS 19%, NON-HISPANICS 43%

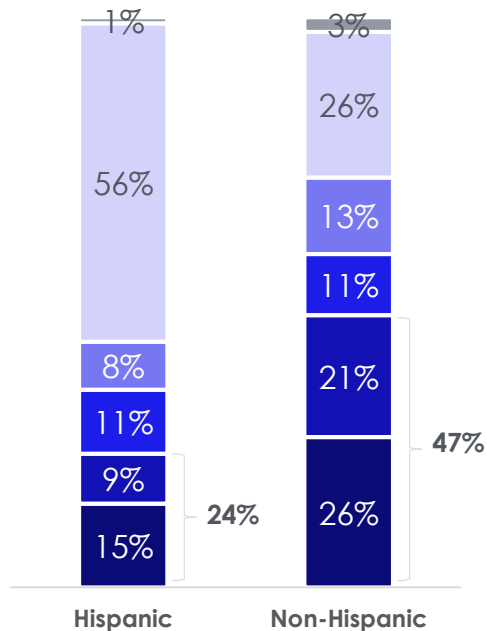
APPROVE TRUMP HANDLING ECONOMIC IMPACT OF CORONAVIRUS TOP TWO BOX

-HISPANICS 24%, NON-HISPANICS 47%

Trump Handling of Coronavirus



Trump Handling of Economic Impact of Coronavirus



- I don't know/No opinion
- Strongly disapprove
- Somewhat disapprove
- Neither approve nor disapprove
- Somewhat approve
- Strongly approve

APPROVE CONGRESS HANDLING OF CORONAVIRUS TOP TWO BOX:

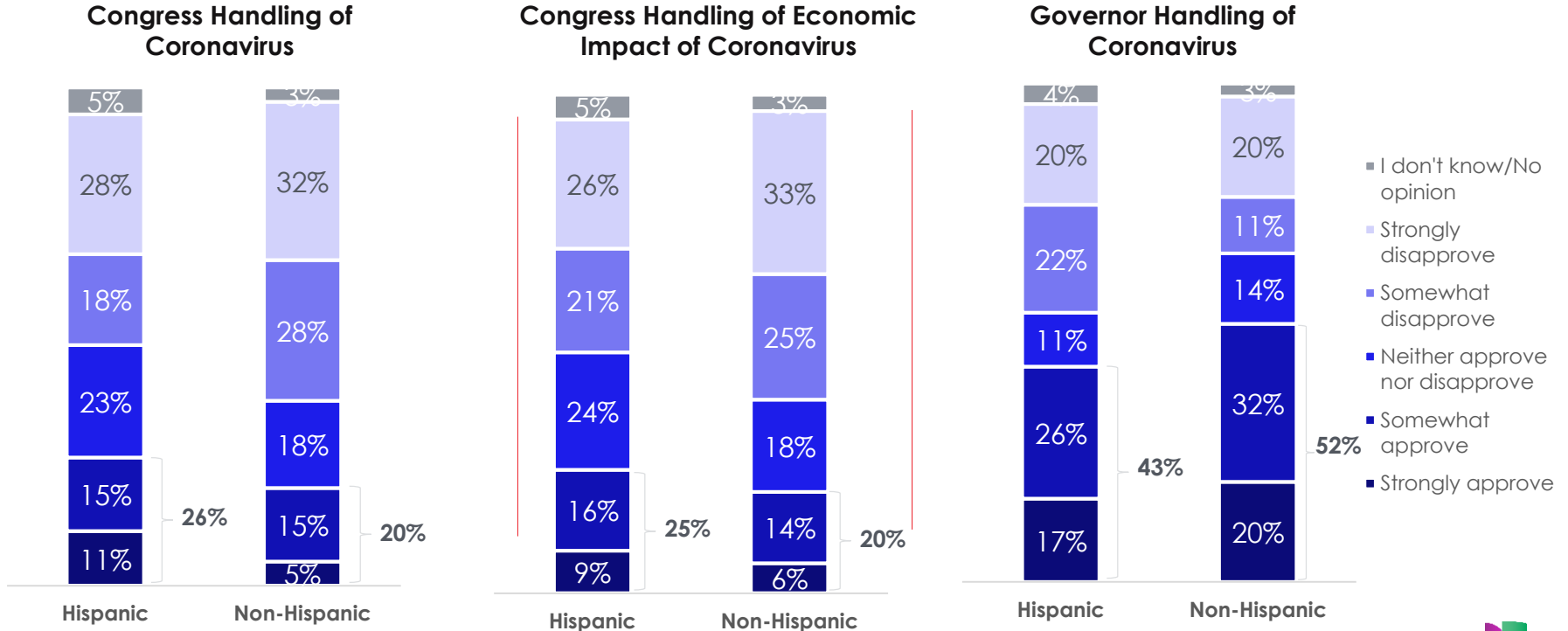
-HISPANICS 26%, NON-HISPANICS 20%

APPROVE CONGRESS HANDLING OF ECONOMIC IMPACT CORONAVIRUS TOP TWO BOX:

-HISPANICS 25%, NON-HISPANICS 20%

APPROVE GOVERNOR HANDLING OF CORONAVIRUS TOP TWO BOX:

-HISPANICS 43%, NON-HISPANICS 52%



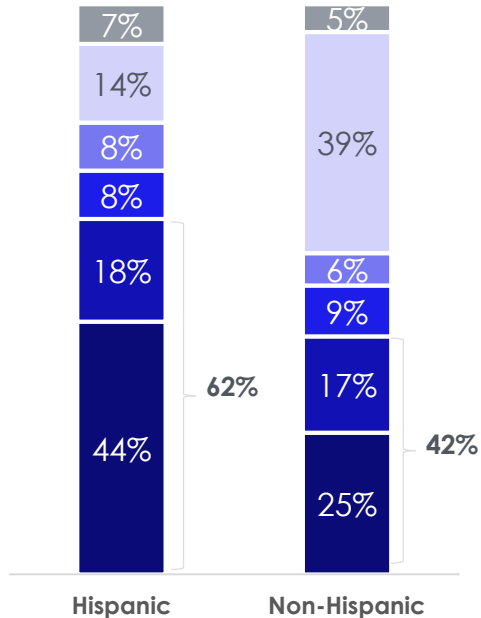
BIDEN HANDLING OF CORONAVIRUS WOULD BE BETTER TOP TWO BOX:

-HISPANICS 62%, NON-HISPANICS 42%

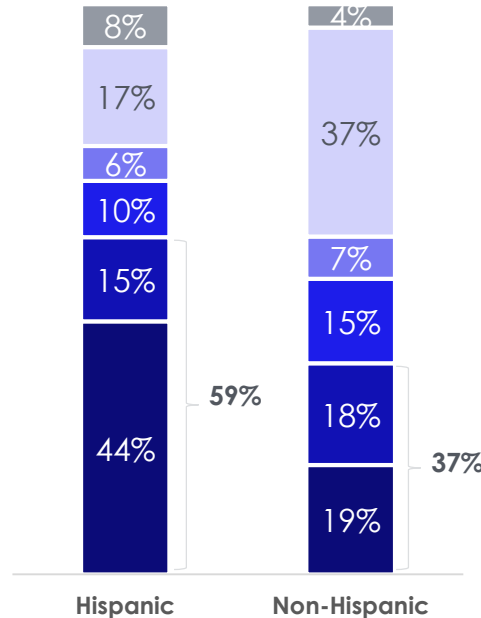
BIDEN HANDLING OF ECONOMIC IMPACT OF CORONAVIRUS WOULD BE BETTER TOP TWO BOX:

-HISPANICS 59%, NON-HISPANICS 37%

Biden Handling of Coronavirus – Better or Worse



Biden Handling of Economic Impact of Coronavirus – Better or Worse



- I don't know/No opinion
- Much worse
- Somewhat worse
- Neither better nor worse
- Somewhat better
- Much better

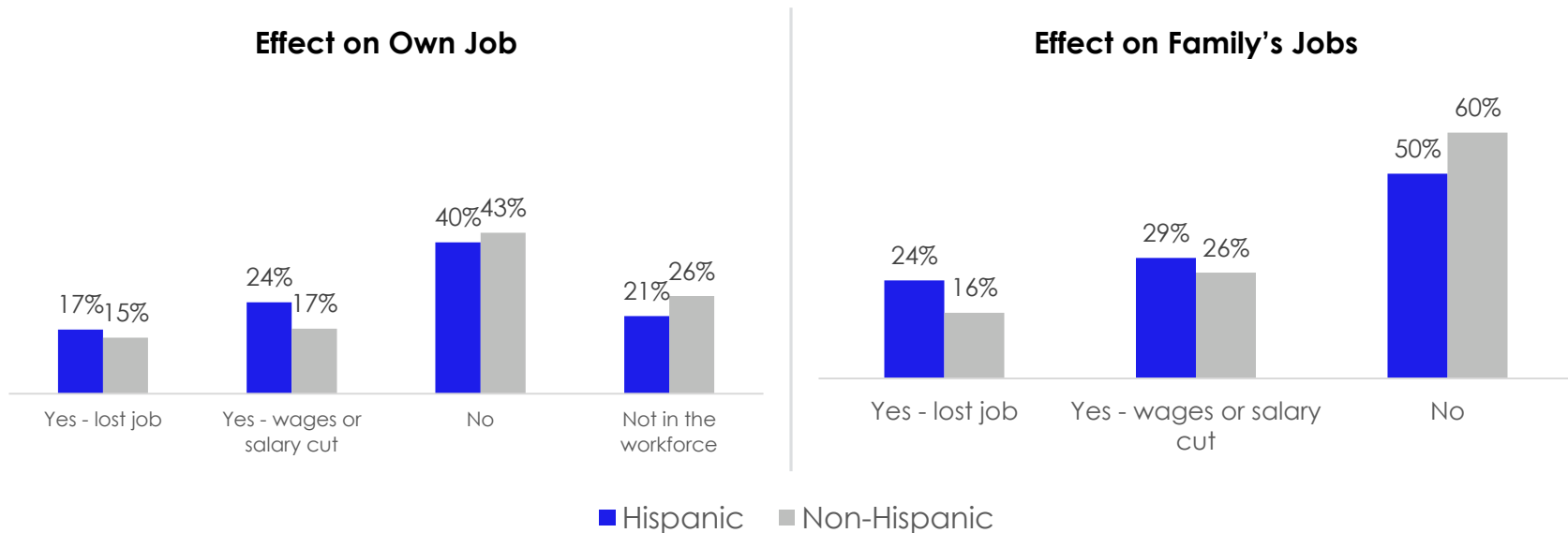
Among registered voters 18+
Source: Univision political tracker in collaboration with Media Predict as of September 2020

CORONAVIRUS EFFECT ON JOB:

-HIGHER % OF HISPANICS HAVE LOST THEIR JOB AND SEEN WAGES/SALARY CUT THAN NON-HISPANICS
-HIGHER % OF HISPANICS HAVE SEEN SOMEONE IN FAMILY LOSE JOB OR HAD WAGES/SALARY CUT THAN NON-HISPANICS

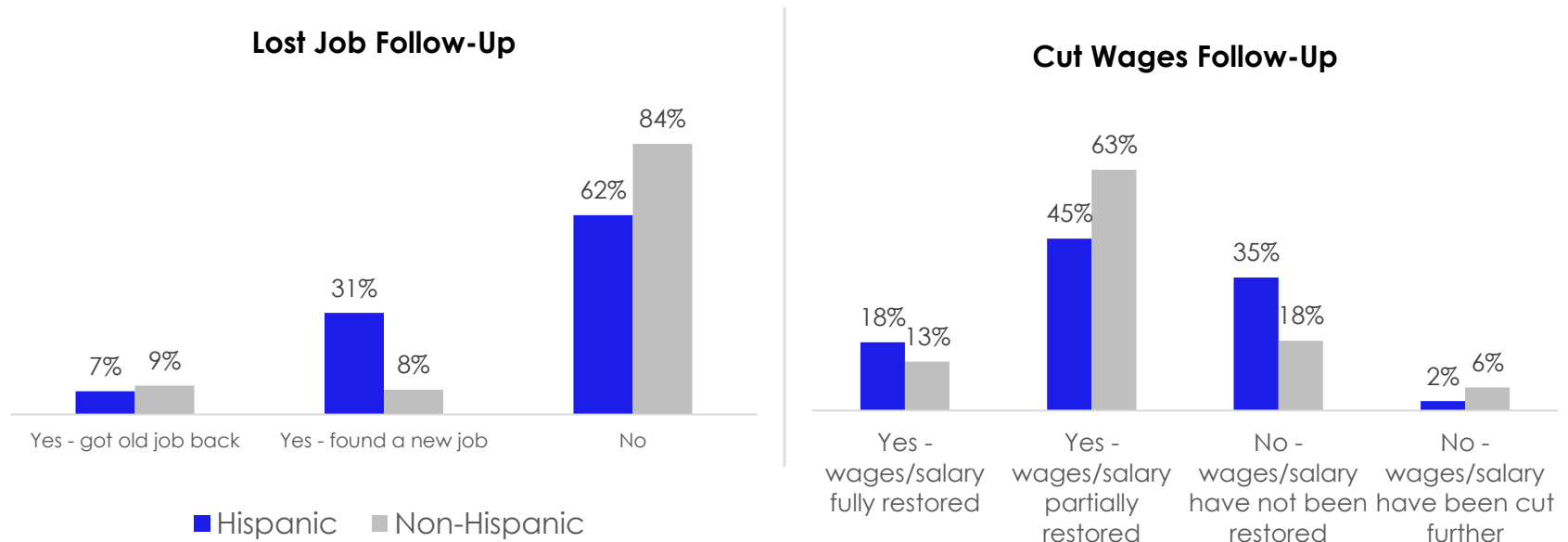
Have you lost your job or have your wages or salary been cut because of the coronavirus?

Besides you, has anyone in your family lost their job or have your wages or salary been cut because of the coronavirus?



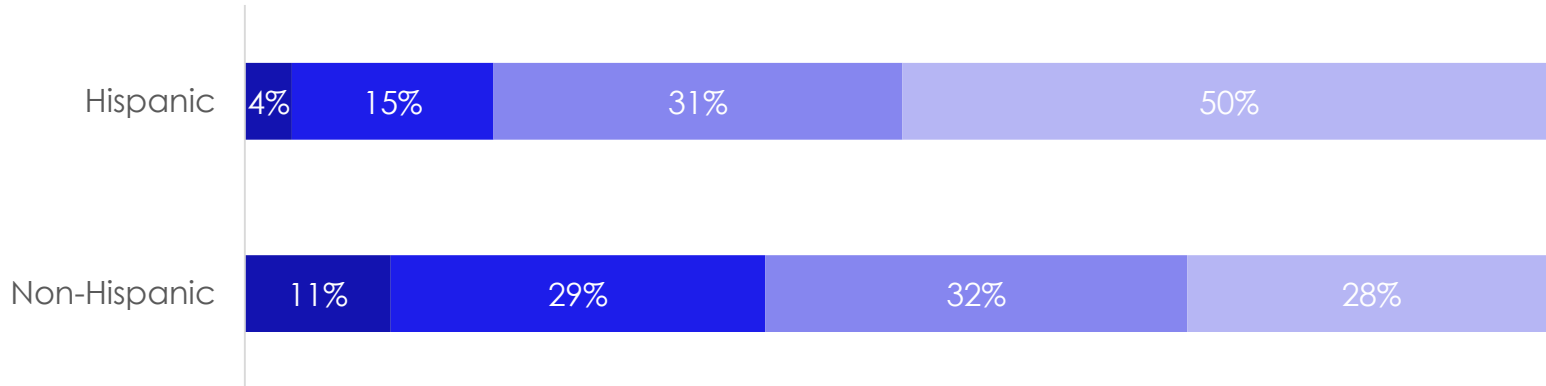
-AMONG THOSE WHO LOST JOB, OVER 60% HAVE NOT GOTTEN JOB BACK; HISPANICS MORE LIKELY TO HAVE FOUND NEW ONE
-AMONG THOSE WHO HAD WAGES CUT, HISPANICS MORE LIKELY TO HAVE NOT HAD WAGES/SALARY RESTORED; OVER HALF HAVE SEEN WAGES PARTIALLY/FULLY RESTORED

*You answered that you had lost your job due to the coronavirus, have you since gotten your job back or found a new one?
 You answered that you had your wages or salary cut due to the coronavirus, have you since had your wages/salary restored?*



**-50% OF HISPANICS, 28% NON-HISPANICS AGREE THAT SCHOOLS SHOULD NOT PHYSICALLY RE-OPEN THIS FALL, CONTINUE TO DO ONLINE EDUCATION ONLY
-ABOUT 30% OF RESPONDENTS AGREE WITH “HYBRID” OPTION, SPLIT BETWEEN IN-PERSON AND ONLINE EDUCATION**

Which of the following statements do you agree with most?



- Schools should physically open in the fall and operate as they have before the coronavirus
- Schools should physically open in the fall but only with adjustments to protect against the coronavirus
- Schools should open this fall with a “hybrid” option where students split their time between in-person and on-line education
- Schools should not physically open in the fall and we should continue to do on-line education only

COVID-19/ECONOMY STATEMENTS

- MAJORITY OF RESPONDENTS AGREE ECONOMY WILL GET WORSE IF COVID CASES RISE (HISPANICS MUCH HIGHER); ARE VERY WORRIED ABOUT WHAT IS HAPPENING TO THE ECONOMY
- HISPANICS GREATER AGREEMENT: I HAVE ALREADY CUT BACK SPENDING SIGNIFICANTLY IN REACTION TO CORONAVIRUS; THE IMPACT OF THE CORONAVIRUS HAS HURT MY PERSONAL ECONOMIC SITUATION SIGNIFICANTLY ALREADY
- 63% OF HISPANICS, 54% NON-HISPANICS EXPECT PERSONAL ECONOMIC SITUATION TO GET BETTER IN NEXT FEW YEARS
- ABOUT HALF OF RESPONDENTS BELIEVE THAT THE ECONOMY WILL BOUNCE BACK AS SOON AS THE RESTRICTIONS RELATED TO CORONAVIRUS ARE LIFTED

How much do you agree or disagree with each of the following statements? [Coronavirus crisis and the economy – 1 of 3]

Statement	Hispanic		Non-Hispanic	
	Agree	Disagree	Agree	Disagree
I believe the economy will get worse if COVID cases rise	81%	4%	67%	14%
I am very worried about what is happening to the economy	79%	4%	75%	10%
I have already cut back my spending significantly in reaction to the coronavirus	74%	8%	59%	16%
I expect my personal economic situation to get better in the next few years	63%	9%	54%	21%
The impact of the coronavirus has hurt my personal economic situation significantly already	52%	24%	41%	35%
I believe that the economy will bounce back as soon as the restrictions related to coronavirus are lifted	52%	28%	53%	29%
I expect that the coronavirus will hurt my personal economic situation significantly	49%	20%	46%	29%

5 pt Scale: Agree = 4,5, Disagree = 1,2, Neutral = 3 (not reported), No opinion = 0 (Not reported)

Agree and Disagree above will not sum to 100%

Among registered voters 18+

Source: Univision political tracker in collaboration with Media Predict as of September 2020



OVER 40% OF RESPONDENTS AGREE:

-I AM WORRIED ABOUT MAKING OTHER PAYMENTS LIKE PHONE, CREDIT CARD, AND CAR PAYMENTS OVER THE NEXT FEW MONTHS

-I EXPECT MY SPENDING WILL RETURN TO PRE-CORONAVIRUS LEVELS ONCE THE ECONOMY REOPENS

-I AM MORE CONFIDENT ABOUT PERSONAL ECONOMIC SITUATION THAN I WAS IN FIRST FEW MONTHS OF PANDEMIC

-HISPANICS FAR LOWER AGREEMENT ECONOMIC PROBLEMS CAUSED BY LOCKDOWN WILL HURT MORE PEOPLE THAN THE CORONAVIRUS

-ABOUT 40% OF RESPONDENTS ARE WORRIED ABOUT MAKING MORTGAGE/RENT PAYMENTS OVER NEXT FEW MONTHS; EXPECT INCOME WILL RETURN TO PRE-CORONAVIRUS LEVELS ONCE ECONOMY REOPENS

How much do you agree or disagree with each of the following statements? [Coronavirus crisis and the economy – 2 of 3]

Statement	Hispanic		Non-Hispanic	
	Agree	Disagree	Agree	Disagree
I am worried about making other payments, like phone, credit card, and car payments, over the next few months	48%	24%	41%	41%
I expect that my spending will return to pre-coronavirus levels once the economy reopens	46%	26%	44%	25%
I am more confident about my personal economic situation than I was in the first few months of the coronavirus pandemic	46%	24%	42%	22%
The economic problems caused by the lockdown of the country will hurt more people than the coronavirus	45%	27%	60%	24%
I am worried about making my mortgage/rent payment over the next few months	43%	30%	38%	42%
I am confident that Social Security and Medicare benefits will be available to me when I retire, similarly to current retirees	41%	37%	43%	30%
I expect that my income will return to pre-coronavirus levels once the economy reopens	40%	20%	36%	25%

5 pt Scale: Agree = 4,5, Disagree = 1,2, Neutral = 3 (not reported), No opinion = 0 (Not reported)

Agree and Disagree above will not sum to 100%

Among registered voters 18+

Source: Univision political tracker in collaboration with Media Predict as of September 2020



MIXED SENTIMENT:

-HISPANICS DISAGREE, NON-HISPANICS AGREE I AM MORE WORRIED ABOUT THE ECONOMY THAN ABOUT THE CORONAVIRUS

-OVER 40% DISAGREE, ONE-THIRD AGREE: I HAVE STARTED TO SPEND MORE THAN I WAS SPENDING IN FIRST FEW MONTHS OF PANDEMIC

-ABOUT 30% OF RESPONDENTS BELIEVE WAGES/SALARY WILL BE CUT SOMETIME IN THE NEXT FEW MONTHS, ABOUT 30% DISAGREE

RESPONDENTS DISAGREE:

-THE HEALTH RISK OF THE CORONAVIRUS IS OVERBLOWN

-I AM MORE WORRIED ABOUT THE ECONOMY THAN ABOUT THE CORONAVIRUS

-I BELIEVE I WILL LOSE MY JOB SOMETIME IN THE NEXT FEW MONTHS

How much do you agree or disagree with each of the following statements? [Coronavirus crisis and the economy – 3 of 3]

Statement	Hispanic		Non-Hispanic	
	Agree	Disagree	Agree	Disagree
I am more worried about the economy than I am about the coronavirus	33%	41%	48%	36%
I have started to spend more than I was spending in the first few months of the coronavirus pandemic	33%	46%	32%	40%
I believe that my wages/salary will be cut sometime in the next few months	32%	29%	28%	31%
The health risk of the coronavirus is overblown	28%	60%	38%	46%
I believe that I will lose my job sometime in the next few months	24%	33%	16%	46%

5 pt Scale: Agree = 4,5, Disagree = 1,2, Neutral = 3 (not reported), No opinion = 0 (Not reported)

Agree and Disagree above will not sum to 100%

Among registered voters 18+

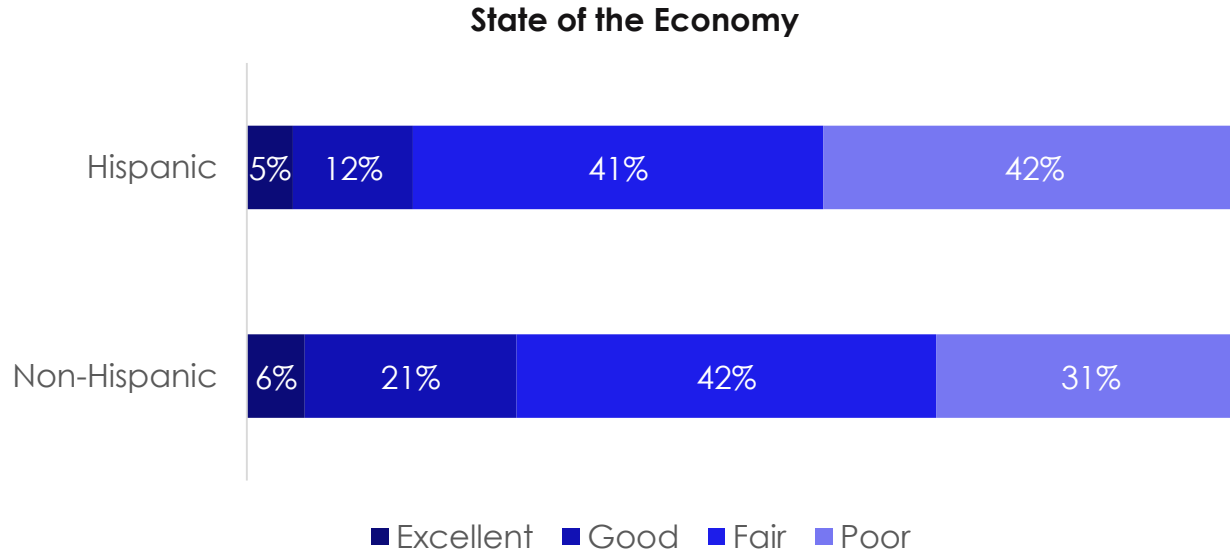
Source: Univision political tracker in collaboration with Media Predict as of September 2020



ECONOMY

5% OF HISPANICS, 6% NON-HISPANICS RATE THE ECONOMY AS EXCELLENT; 42% OF HISPANICS AND 31% NON-HISPANICS RATE IT AS POOR

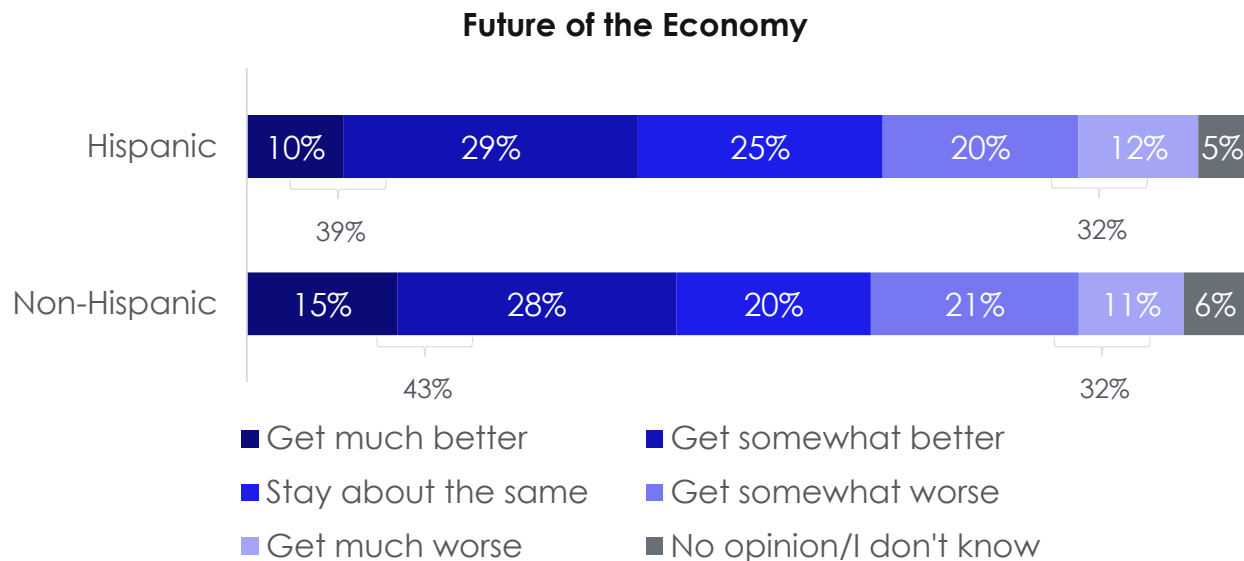
How would you rate the economy of the United States right now?



HOW WILL THE ECONOMY BE OVER NEXT FEW MONTHS?

-MUCH/SOMEWHAT BETTER: HISPANIC 39%, NON-HISPANIC 43%
-MUCH/SOMEWHAT WORSE: HISPANIC 32%, NON-HISPANIC 32%

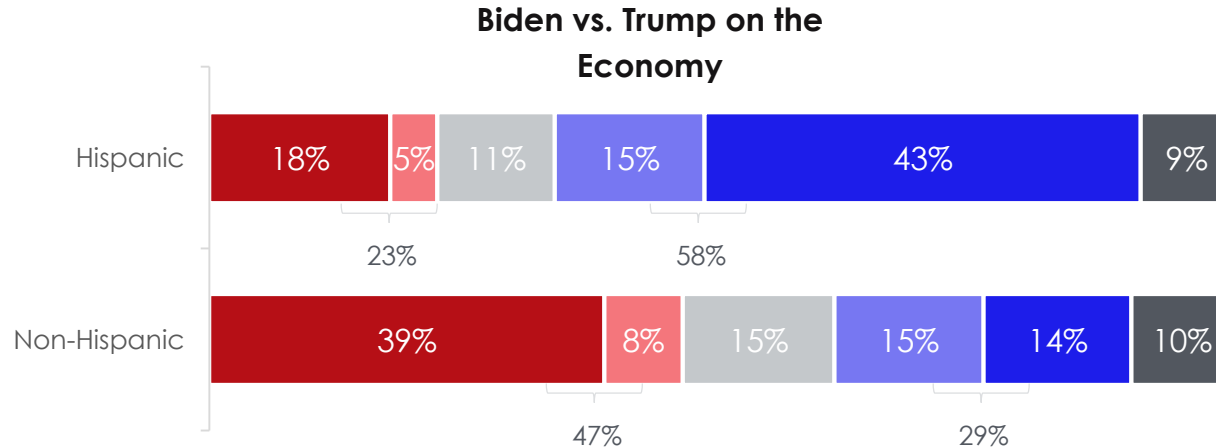
Thinking ahead to a few months from now... Do you believe the economy will get better, get worse, or stay about the same as it is now?



ECONOMY WILL DO BETTER TOP TWO BOX:

- IF BIDEN ELECTED: HISPANICS 58%, NON-HISPANICS 29%
- IF TRUMP REELECTED: HISPANICS 23%, NON-HISPANICS 47%

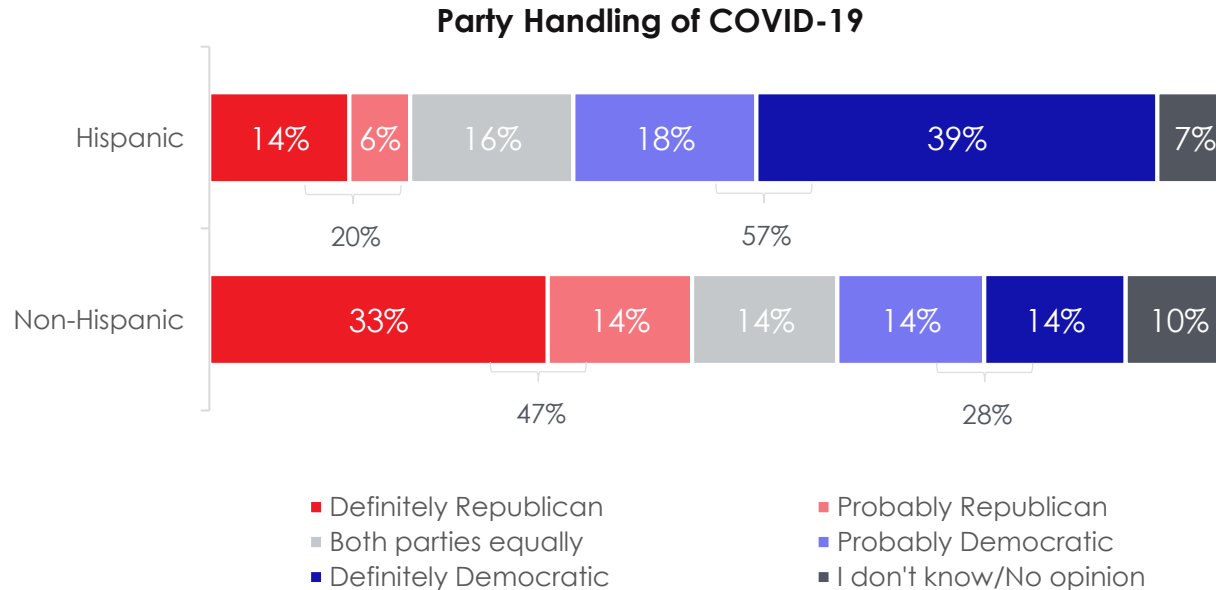
Will the economy do better if President Trump is reelected or if Joe Biden is elected president?



- Much better if President Trump is reelected
- Somewhat better if President Trump is reelected
- The economy will perform the same regardless of the election
- Somewhat better if Joe Biden is elected
- Much better if Joe Biden is elected
- No opinion/I don't know

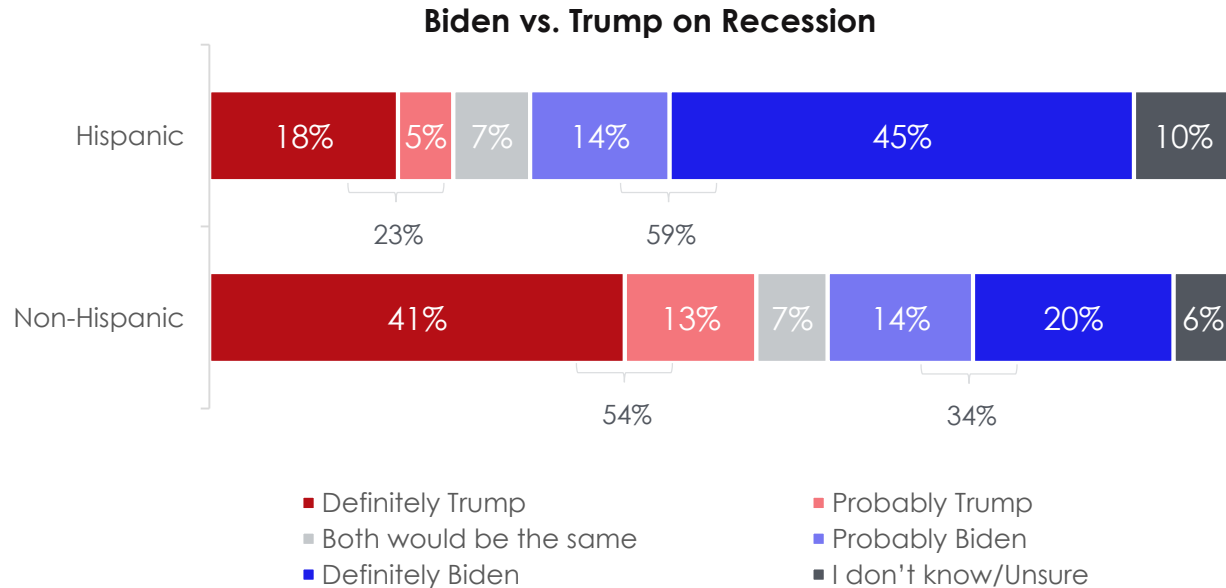
PARTY BETTER ABLE TO HANDLE ECONOMIC IMPACT OF THE VIRUS TOP TWO BOX:
-HISPANICS: DEMOCRATIC 57%, REPUBLICAN 20%
-NON-HISPANICS: DEMOCRATIC 28%, REPUBLICAN 47%

Which party is better able to handle the economic impact of the coronavirus?



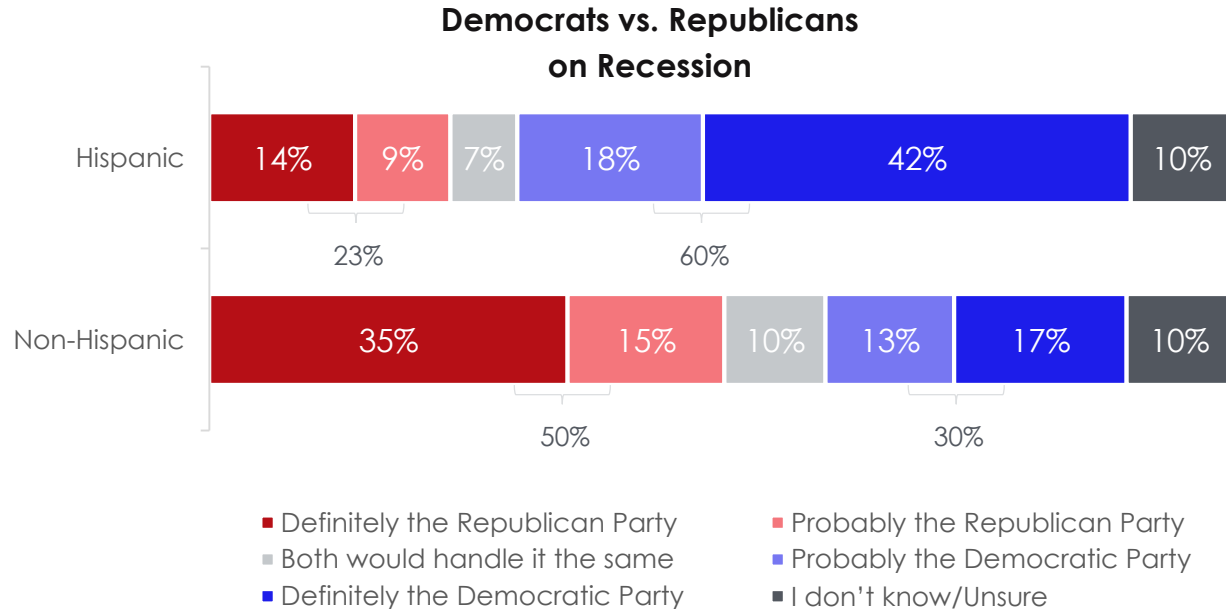
PRESIDENTIAL CANDIDATE BEST ABLE TO HANDLE AN ECONOMIC RECESSION TOP TWO BOX:
-BIDEN: HISPANICS 59%, NON-HISPANICS 34%
-TRUMP: HISPANICS 23%, NON-HISPANICS 54%

Which presidential candidate would best be able to handle an economic recession, President Donald Trump or Joe Biden?



POLITICAL PARTY BEST ABLE TO HANDLE AN ECONOMIC RECESSION TOP TWO BOX:
-REPUBLICAN: HISPANICS 23%, NON-HISPANICS 50%
-DEMOCRATIC: HISPANICS 60%, NON-HISPANICS 30%

Which political party would best be able to handle an economic recession, the Republican Party or the Democratic Party?



HEALTHCARE

CLOSE TO 70% OF RESPONDENTS RANK BRINGING DOWN PRICE OF HEALTH INSURANCE DEDUCTIBLES, COPAYS, AND PREMIUMS AS TOP HEALTHCARE PRIORITY -AMONG HISPANICS, IMPROVING ACCESS TO HEALTHCARE GREATER IMPORTANCE

Other than the ongoing Coronavirus issues, which TWO of the following do you believe should be the top priorities when it comes to our nation's health care system...

Please rank the two top priorities when it comes to our nation's health care system, with 1 being the most important, and 2 being the 2nd most important.

Statement	Hispanic		Non-Hispanic	
	Selected	Rank Index	Selected	Rank Index
Bringing down the price of health insurance deductibles, copays and premiums	66%	168	65%	177
Improving access to health care	49%	136	35%	94
Lowering the price of prescription drugs	48%	110	55%	122
Ensuring that the latest drugs and treatments are available to patients	20%	47	32%	74
Dealing with the opioid/painkiller addiction epidemic	16%	38	14%	33

*The rank index is calculated by combining both how often each statement was chosen, and the ranking of each respondent's top 2 statements

- MAJORITY AGREE PEOPLE SHOULD BE REQUIRED TO MAINTAIN SOCIAL DISTANCING AND WEAR FACEMASKS UNTIL THREAT FROM CORONAVIRUS IS GONE; DRUG ABUSE IS A SERIOUS PUBLIC HEALTH ISSUE
- HISPANICS FAR GREATER AGREEMENT:
- GOVT FUNDED HEALTH INSURANCE SHOULD BE AVAILABLE TO EVERYONE IN U.S.
- BEST WAY TO ADDRESS HEALTHCARE ISSUES IS TO IMPROVE CURRENT SYSTEM, INCLUDING IMPROVING AFFORDABLE CARE ACT
- MEDICARE FOR ALL WOULD NOT NEGATIVELY IMPACT QUALITY/AVAILABILITY OF HEALTHCARE SERVICES IN U.S.
- GOVT SHOULD ELIMINATE ALL PRIVATE HEALTH INSURANCE AND REPLACE IT WITH A GOVT RUN PROGRAM LIKE MEDICARE

How much do you agree or disagree with each of the following statements? [Healthcare - 1 of 2]

Statement	Hispanic		Non-Hispanic	
	Agree	Disagree	Agree	Disagree
People should be required to maintain social distancing (i.e., stay at least 6 feet away from other people) until the threat from coronavirus is gone	86%	5%	72%	12%
Drug abuse is a serious public health issue in the United States.	83%	5%	77%	10%
People should be required to wear facemasks in public until the threat from coronavirus is gone	82%	8%	73%	16%
Government funded health insurance should be available to everyone in the United States.	75%	10%	50%	30%
The best way to address healthcare issues in the United States is to improve the current system, including improving the Affordable Care Act (also known as Obamacare).	71%	12%	54%	21%
I am generally satisfied with my healthcare coverage.	59%	17%	67%	15%
Medicare For All (that includes the elimination of all private health insurance) would not negatively impact the quality or availability of healthcare services in the United States.	48%	19%	33%	43%
The Government should eliminate all private health insurance and replace it with a Government-run program like Medicare.	40%	25%	27%	52%

5 pt Scale: Agree = 4,5, Disagree = 1,2, Neutral = 3 (not reported), No opinion = 0 (Not reported)

Agree and Disagree above will not sum to 100%

Among registered voters 18+

Source: Univision political tracker in collaboration with Media Predict as of September 2020



- ABOUT 40% OF RESPONDENTS BELIEVE THAT MEDICAID AND MEDICARE ARE WORKING WELL NOW
- OVER 30% AGREE THAT ABORTION SHOULD BE LEGAL ONLY IN THE FIRST TRIMESTER OF PREGNANCY
- MAJORITY OF RESPONDENTS DISAGREE:
- ABORTION SHOULD BE AVAILABLE TO A WOMAN AT ANY TIME DURING HER PREGNANCY
- IN ORDER TO PAY FOR UNIVERSAL GOVERNMENT FUNDED HEALTH INSURANCE, THE GOVT SHOULD RAISE MY TAXES
- GOVERNMENT FUNDS SHOULD BE USED TO PAY FOR ABORTIONS

How much do you agree or disagree with each of the following statements? **[Healthcare - 2 of 2]**

Statement	Hispanic		Non-Hispanic	
	Agree	Disagree	Agree	Disagree
Medicaid and Medicare are working well now.	38%	23%	40%	27%
Abortion should be legal only in the first trimester of pregnancy	32%	27%	38%	32%
In order to pay for universal government funded health insurance, the govt should raise my taxes.	32%	41%	25%	57%
Abortion should be available to a woman at any time during her pregnancy	32%	43%	23%	57%
Government funds should be used to pay for abortions.	22%	37%	22%	54%

5 pt Scale: Agree = 4,5, Disagree = 1,2, Neutral = 3 (not reported), No opinion = 0 (Not reported)

Agree and Disagree above will not sum to 100%

Among registered voters 18+

Source: Univision political tracker in collaboration with Media Predict as of September 2020

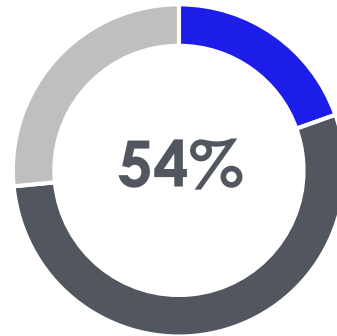


EDUCATION

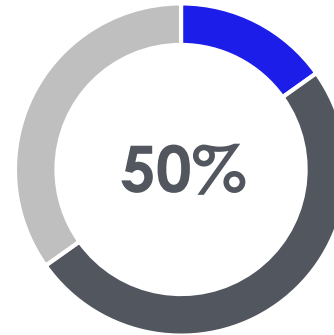
ABOUT HALF OF RESPONDENTS BELIEVE THE COUNTRY'S K-12 PUBLIC SCHOOL SYSTEM NEEDS SIGNIFICANT REFORM

State of the Education System

Do you believe that the country's K-12 public school system is working well as it is, does it need significant reforms, or does it need a complete overhaul?



Hispanics



Non-Hispanics

- It needs a complete overhaul
- It needs significant reform
- It is working well as it is

- ABOUT 60% OF VOTERS AGREE THE PUBLIC SCHOOLS IN NEIGHBORHOOD ARE GOOD
- OVER 50% AGREE GIVING PARENTS CHOICES THROUGH VOUCHERS OR CHARTER SCHOOLS BEST WAY TO HELP CHILDREN IN DISTRICTS WITH POORLY PERFORMING SCHOOLS

HISPANICS GREATER AGREEMENT:

- GIVING UNDERPERFORMING PUBLIC SCHOOLS MORE MONEY BEST WAY TO HELP THEM IMPROVE
- THE FEDERAL GOVT SHOULD PAY DOWN STUDENT LOANS FOR MORE PEOPLE WHO BORROWED MONEY TO GO TO COLLEGE; PUBLIC UNIVERSISITES/COMMUNITY COLLEGES SHOULD BE FREE TO ATTEND AND PAID FOR BY TAXPAYERS
- A COLLEGE EDUCATION IS ONLY WAY TO A GOOD-PAYING JOB

How much do you agree or disagree with each of the following statements? [Education – 1 of 2]

Statement	Hispanic		Non-Hispanic	
	Agree	Disagree	Agree	Disagree
The federal government should pay down student loans for more people who borrowed money to go to college.	65%	15%	44%	33%
The public schools in my neighborhood are good.	63%	20%	58%	13%
More emphasis should be placed on trade schools.	58%	4%	65%	5%
Giving parents choices in schools through either vouchers or charter schools is the best way to help children in districts with poorly performing schools.	57%	7%	53%	15%
A college education is the only way to a good-paying job.	55%	31%	28%	50%
Giving underperforming public schools more money is the best way to help them improve.	55%	21%	33%	41%
Public universities and community colleges should be free to attend and paid for by taxpayers.	53%	23%	37%	37%

5 pt Scale: Agree = 4,5, Disagree = 1,2, Neutral = 3 (not reported), No opinion = 0 (Not reported)

Agree and Disagree above will not sum to 100%

Among registered voters 18+

Source: Univision political tracker in collaboration with Media Predict as of September 2020



HISPANICS GREATER AGREEMENT:

-MORE MONEY NEEDS TO BE SPENT ON PUBLIC SCHOOLS EVEN IF IT MEANS RAISING TAXES SIGNIFICANTLY

-CHARTER SCHOOLS USE MONEY THAT WOULD BE BETTER SPENT IN TRADITIONAL PUBLIC SCHOOLS

-ALMOST 50% OF RESPONDENTS AGREE CHARTER SCHOOLS ARE A GOOD WAY TO PROVIDE BETTER EDUCATION OPTIONS FOR PARENTS AND STUDENTS

How much do you agree or disagree with each of the following statements? **[Education – 2 of 2]**

Statement	Hispanic		Non-Hispanic	
	Agree	Disagree	Agree	Disagree
More money needs to be spent on public schools even if it means raising my taxes significantly	49%	28%	37%	38%
Charter schools are a good way to provide better education options for parents and students.	49%	11%	47%	16%
Charter schools use money that would be better spent in traditional public schools.	48%	14%	39%	22%

5 pt Scale: Agree = 4,5, Disagree = 1,2, Neutral = 3 (not reported), No opinion = 0 (Not reported)

Agree and Disagree above will not sum to 100%

Among registered voters 18+

Source: Univision political tracker in collaboration with Media Predict as of September 2020



**PUBLIC SAFETY
POLICE REFORM
PROTESTS**

HISPANICS GREATER AGREEMENT:**-STRICTER BACKGROUND CHECKS ON SALE OF GUNS BEST WAY TO REDUCE GUN VIOLENCE****-ASSAULT RIFLES SHOULD BE BANNED****-STRICTER GUN CONTROL LAWS WOULD REDUCE CRIME****-I FEEL LESS SAFE IN MY NEIGHBORHOOD THAN I DID A YEAR AGO****HISPANICS LOWER AGREEMENT:****-I SUPPORT SECOND AMENDMENT RIGHTS****-LOCAL AND STATE AUTHORITIES SHOULD COOPERATE WITH FEDERAL IMMIGRATION AUTHORITIES***How much do you agree or disagree with each of the following statements? [Public Safety]*

Statement	Hispanic		Non-Hispanic	
	Agree	Disagree	Agree	Disagree
Stricter background checks on the sale of guns is the best way to reduce gun violence	78%	8%	61%	20%
Assault rifles should be banned	67%	19%	55%	28%
I believe that stricter gun control laws would reduce crime	65%	20%	45%	39%
I support Second Amendment gun rights	60%	20%	73%	8%
Local and State authorities should cooperate with federal immigration authorities	54%	14%	70%	11%
I feel less safe in my neighborhood than I did a year ago	42%	36%	33%	41%
Crime is getting worse in my neighborhood	38%	30%	36%	39%

5 pt Scale: Agree = 4,5, Disagree = 1,2, Neutral = 3 (not reported), No opinion = 0 (Not reported)

Agree and Disagree above will not sum to 100%

Among registered voters 18+

Source: Univision political tracker in collaboration with Media Predict as of September 2020



-MAJORITY OF RESPONDENTS AGREE MY LOCAL POLICE DO A GOOD JOB; MAKE NEIGHBORHOOD SAFER; TRUST THE POLICE IN MY NEIGHBORHOOD (NON-HISPANICS HIGHER)

-MAJORITY OF RESPONDENTS DISAGREE LOCAL GOVT SHOULD COMPLETELY DEFUND/REDUCE RESOURCES FOR THE POLICE

-HISPANICS GREATER AGREEMENT CRIMINAL JUSTICE SYSTEM IN U.S. TREATS MINORITIES UNFAIRLY; GREATER DISAGREEMENT THE POLICE IN THE U.S. GENERALLY TREAT MINORITIES FAIRLY

-ABOUT 60% RESPONDENTS AGREE THAT LESS POLICE IN MY NEIGHBORHOOD WOULD CAUSE CRIME TO GO UP SIGNIFICANTLY

How much do you agree or disagree with each of the following statements? [Police Reform]

Statement	Hispanic		Non-Hispanic	
	Agree	Disagree	Agree	Disagree
My local police do a good job	66%	14%	74%	9%
The police make my neighborhood safer	64%	14%	77%	9%
The criminal justice system in the United States treats minorities unfairly	64%	15%	40%	33%
I trust the police in my neighborhood	59%	18%	73%	10%
Less police in my neighborhood would cause crime to go up significantly	57%	19%	63%	19%
My local government should significantly reduce the resources for police and use the money for other purposes	34%	41%	21%	62%
I believe that police in the United States generally treat minorities fairly	32%	46%	54%	26%
My local government should completely defund the police	17%	62%	17%	67%

5 pt Scale: Agree = 4,5, Disagree = 1,2, Neutral = 3 (not reported), No opinion = 0 (Not reported)

Agree and Disagree above will not sum to 100%

Among registered voters 18+

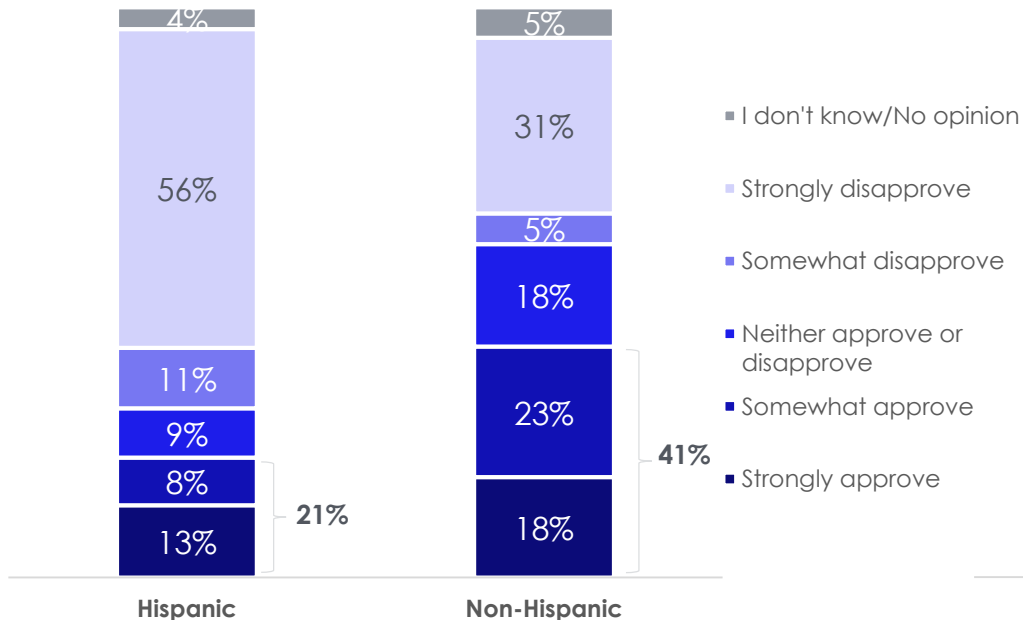
Source: Univision political tracker in collaboration with Media Predict as of September 2020



TRUMP APPROVE HANDLING OF PROTEST TOP TWO BOX:
-STRONGLY/SOMEWHAT APPROVE: HISPANICS 21%, NON-HISPANICS 41%
BIDEN HANDLING OF PROTESTS BETTER OR WORSE TOP TWO BOX:
-SOMEWHAT/MUCH BETTER: 55% HISPANICS, NON-HISPANICS 38%

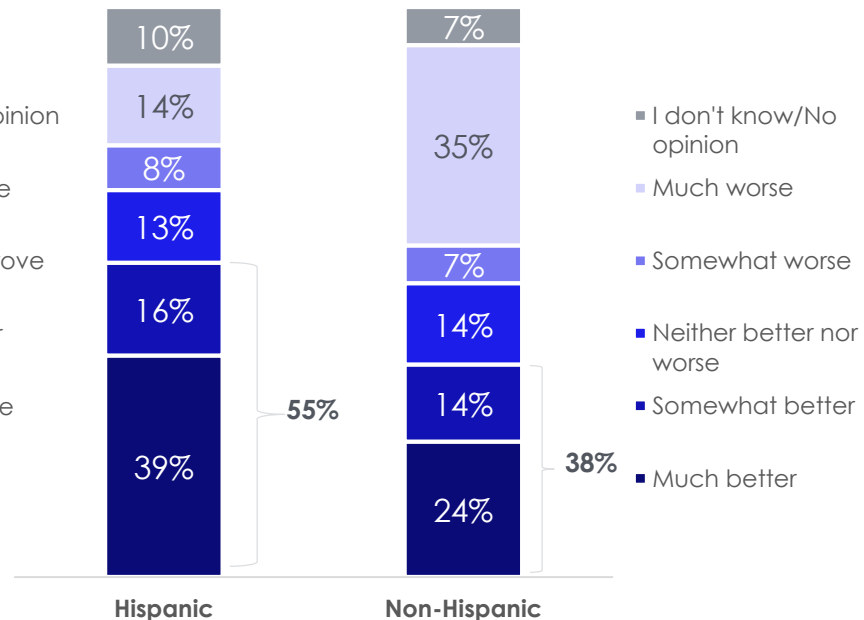
Trump Handling of Protests

All Respondents



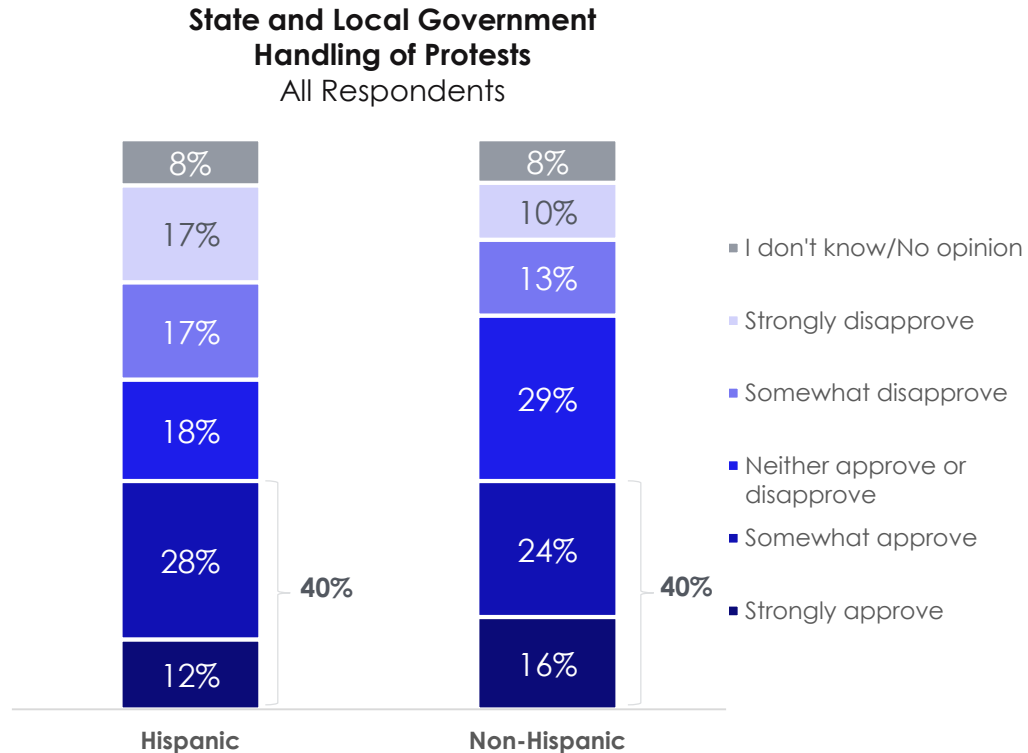
Biden Handling of Protests Better or Worse

All Respondents



Among registered voters 18+
 Source: Univision political tracker in collaboration with Media Predict as of September 2020

STATE AND LOCAL GOVT HANDLING OF PROTESTS TOP TWO BOX: 40% OF ALL RESPONDENTS STRONGLY/SOMEWHAT APPROVE



- MAJORITY RESPONDENTS AGREE: LOOTING AND DESTRUCTION OF PROPERTY DURING THE PROTESTS SHOULD HAVE BEEN STOPPED IMMEDIATELY, PEOPLE THAT HAVE BEEN LOOTING AND DAMAGING PROPERTY SHOULD BE ARRESTED AND PROSECUTED, I AM VERY CONCERNED ABOUT THE VIOLENCE AND LOOTING THAT IS OCCURRING IN SOME AMERICAN CITIES
- ABOUT 70% BELIEVE THAT ORGANIZED OUTSIDE GROUPS HAVE BEEN MOSTLY RESPONSIBLE FOR THE VIOLENCE AND DAMAGE TO PROPERTY DURING THE PROTESTS
- MORE THAN HALF OF RESPONDENTS APPROVE OF THE NON-VIOLENT PROTESTS (HISPANICS HIGHER)
- 65% HAVE BECOME MORE CONCERNED OVER THE PAST FEW WEEKS ABOUT THE VIOLENCE AND LOOTING THAT IS OCCURRING IN SOME AMERICAN CITIES
- HISPANICS LESS AGREEMENT NATIONAL GUARD; US ARMED FORCES SHOULD BE CALLED IN TO HELP LOCAL LAW ENFORCEMENT

How much do you agree or disagree with each of the following statements? [Race Relations]

Statement	Hispanic		Non-Hispanic	
	Agree	Disagree	Agree	Disagree
The looting and destruction of property during the protests should have been stopped immediately	84%	4%	81%	6%
The people that have been looting and damaging property should be arrested and prosecuted	82%	5%	86%	6%
I am very concerned about the violence and looting that is occurring in some American cities	74%	7%	79%	7%
I believe that organized outside groups have been mostly responsible for the violence and damage to property during the protests	73%	10%	70%	9%
I approve of the non-violent protests that started after the death of George Floyd in June 2020	67%	11%	57%	18%
I have become more concerned over the past few weeks about the violence and looting that is occurring in some American cities	65%	11%	65%	12%
If necessary, the national guard should be called in to help local law enforcement	56%	20%	68%	12%
If necessary, the United States Armed Forces should be called in to help local law enforcement	45%	36%	58%	23%

5 pt Scale: Agree = 4,5, Disagree = 1,2, Neutral = 3 (not reported), No opinion = 0 (Not reported)

Agree and Disagree above will not sum to 100%

Among registered voters 18+

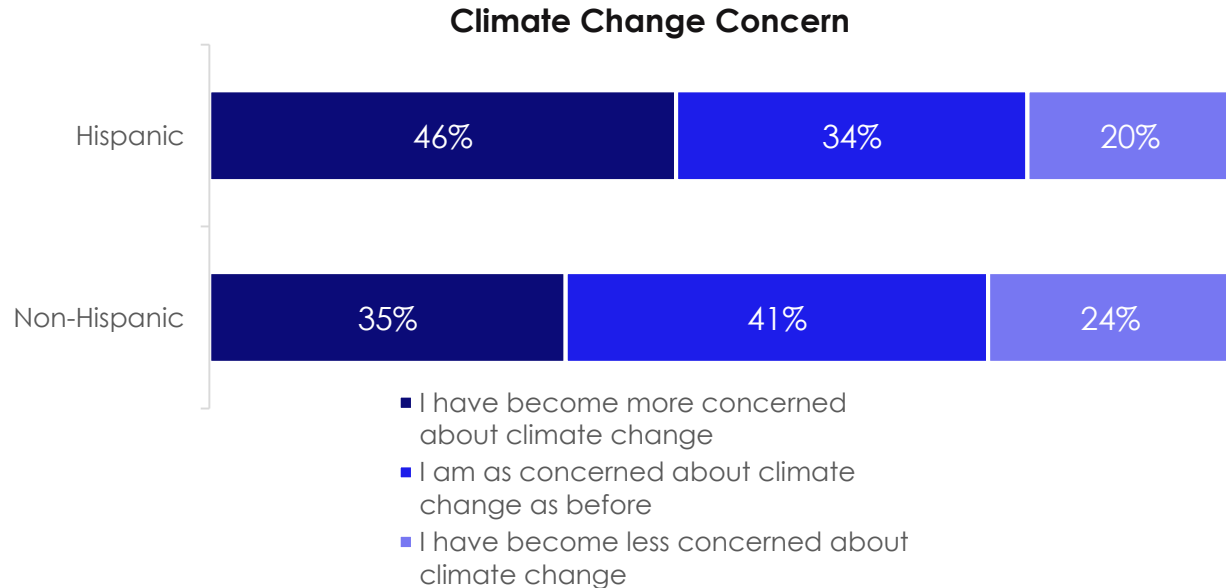
Source: Univision political tracker in collaboration with Media Predict as of September 2020



CLIMATE CHANGE

OVER THE PAST YEAR OR SO, 46% OF HISPANICS AND 35% OF NON-HISPANICS HAVE BECOME MORE CONCERNED ABOUT CLIMATE CHANGE

On the issue of climate change, over the past year or so have you become more concerned about this issue, less concerned about it, or about the same as before?



**HISPANICS FAR GREATER AGREEMENT:
 -CLIMATE CHANGE IS A BIG THREAT TO PLANET
 -A RESULT OF HUMAN ACTIVITY
 -ACTION SHOULD BE TAKEN EVEN IF IT MEANS SIGNIFICANT INCREASE IN MY TAXES**

How much do you agree or disagree with each of the following statements? **[Climate Change]**

Statement	Hispanic		Non-Hispanic	
	Agree	Disagree	Agree	Disagree
Climate change is a result of human activity.	82%	8%	63%	19%
Climate change is a very big threat to the planet.	78%	8%	63%	22%
Action should be taken on the environment even if it means a significant increase in my taxes.	53%	22%	39%	46%

5 pt Scale: Agree = 4,5, Disagree = 1,2, Neutral = 3 (not reported), No opinion = 0 (Not reported)

Agree and Disagree above will not sum to 100%

Among registered voters 18+

Source: Univision political tracker in collaboration with Media Predict as of September 2020



IMMIGRATION

-HISPANICS GREATER AGREEMENT THAT WE SHOULD PROVIDE A PATHWAY TO LEGAL STATUS FOR UNDOCUMENTED IMMIGRANTS WHO HAVE BEEN IN THE U.S. AND HAVE NOT COMMITTED A SERIOUS CRIME; WE SHOULD REFORM IMMIGRATION LAWS TO GIVE HIGHER PRIORITY TO PEOPLE WITH NEEDED SKILLS AND EDUCATION; I SUPPORT SANCTUARY CITIES EVEN IF IT MEANS A LOSS OF SOME FEDERAL FUNDING

-HISPANICS LOWER AGREEMENT WE SHOULD INCREASE RESOURCES DEDICATED TO MANAGING THE SITUATION AT THE BORDER; THERE ARE TOO MANY UNDOCUMENTED IMMIGRANTS CROSSING THE BORDER INTO THE U.S.

-RESPONDENTS DISAGREE IT SHOULD NOT BE A CRIME TO CROSS THE BORDER ILLEGALLY; GOVT BENEFITS SHOULD BE PROVIDED TO UNDOCUMENTED IMMIGRANTS FREE OF COST

How much do you agree or disagree with each of the following statements? [Immigration]

Statement	Hispanic		Non-Hispanic	
	Agree	Disagree	Agree	Disagree
We should provide a pathway to legal status (including citizenship) for undocumented immigrants who have been in the U.S. and have not committed a serious crime.	78%	9%	61%	18%
We should reform immigration laws to give higher priority to people with needed skills and education.	57%	14%	45%	20%
I think that we should increase resources dedicated to managing the situation at the southern border of the U.S.	53%	17%	65%	11%
There are too many undocumented immigrants crossing the border into the United States.	52%	17%	70%	13%
I support the existence of sanctuary cities even if it means a loss of some federal funding	43%	26%	30%	49%
It should not be a crime to cross the border illegally.	35%	41%	25%	59%
Government benefits, like healthcare, should be provided to undocumented immigrants free of cost.	34%	42%	20%	65%

5 pt Scale: Agree = 4,5, Disagree = 1,2, Neutral = 3 (not reported), No opinion = 0 (Not reported)

Agree and Disagree above will not sum to 100%

Among registered voters 18+

Source: Univision political tracker in collaboration with Media Predict as of September 2020

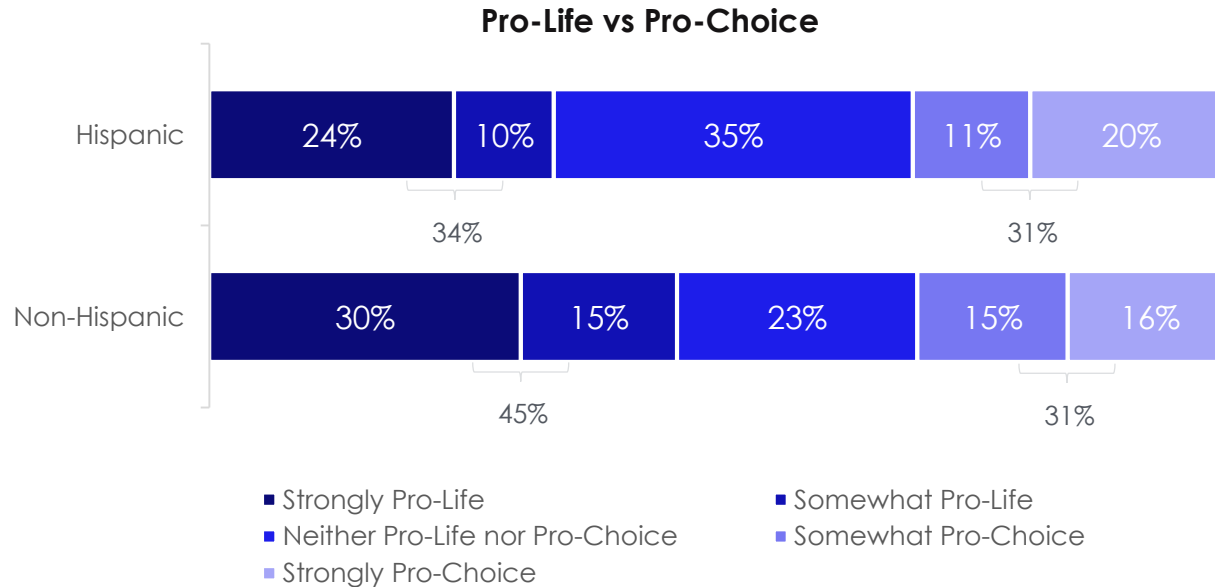


PRO LIFE OR PRO CHOICE

-STRONGLY/SOMEWHAT PRO-LIFE: 34% HISPANICS, 45% NON-HISPANICS

-STRONGLY/SOMEWHAT PRO-CHOICE: 31% ALL RESPONDENTS

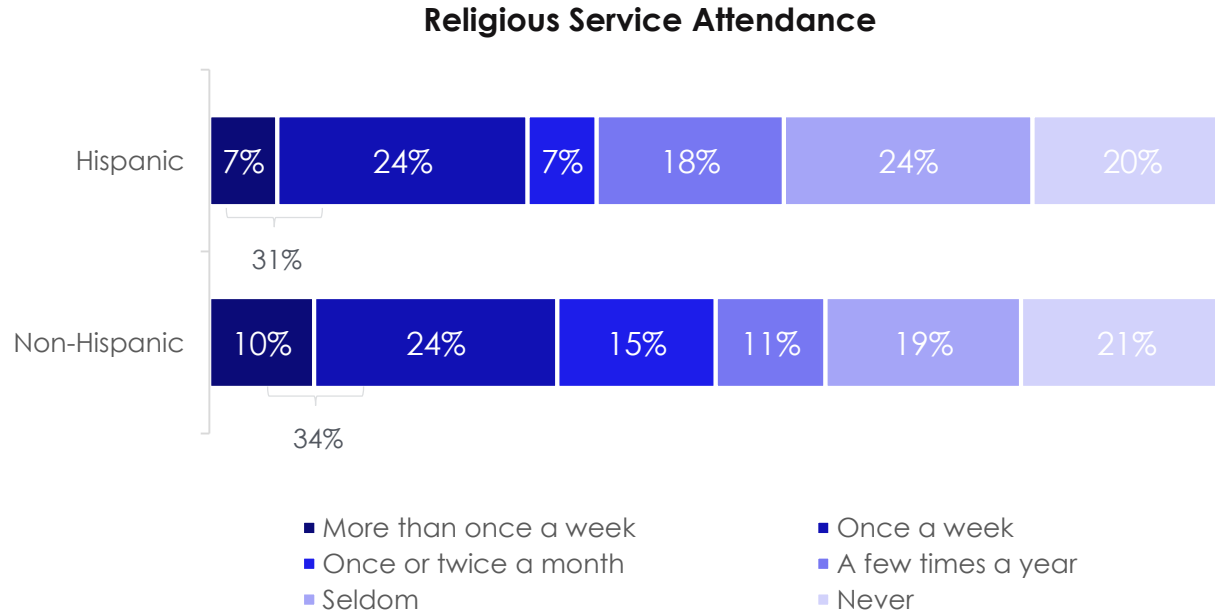
On the issue of abortion, do you consider yourself to be Pro-Life or Pro-Choice?



RELIGIOUS SERVICE ATTENDANCE

BEFORE PANDEMIC, 31% OF HISPANICS AND 34% NON-HISPANICS ATTENDED RELIGIOUS SERVICE ONCE A WEEK OR MORE

To the best of your recollection, how often did you attend religious services before the coronavirus pandemic began?





THANK YOU