

UNIVISION & MEDIA PREDICT

2020 PRESIDENTIAL
ELECTION TRACKER

Phoenix
September



MP

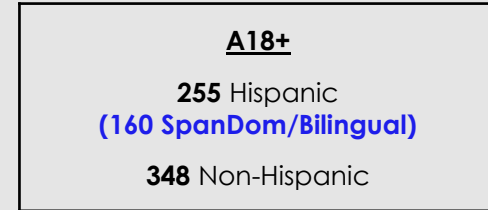


OBJECTIVES

- Measure current landscape of the 2020 candidates for president and other offices
- Assess voter sentiments towards current government officials and bodies
- Understand key issues and their degree of importance as motivators to vote

METHODOLOGY

- Online survey of **603** registered voters 18+

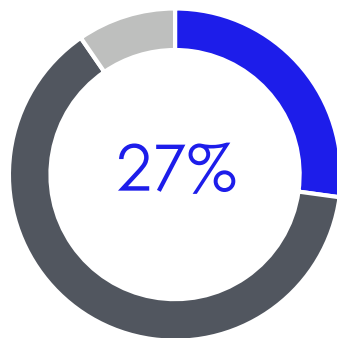


- In field 8/28/2020 – 9/13/2020
- Weighted to the registered voter universe by age, gender, education, and census division.
- **This Report: Hispanic SpanDom/Bilingual vs Non-Hispanic**

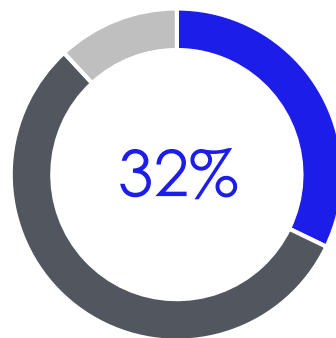
27% OF HISPANICS, 32% NON-HISPANICS FEEL UNITED STATES IS HEADED IN RIGHT DIRECTION

Right Direction or Wrong Track

In general, do you believe that the United States is headed in the right direction, or has gone off on the wrong track?



Hispanics



Non-Hispanics

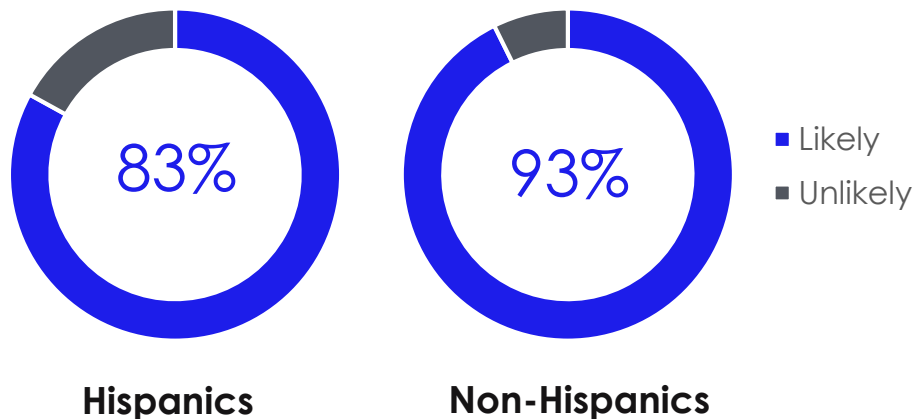
- Right direction
- Wrong track
- Unsure

2020 VOTE

83% OF HISPANICS, 93% NON-HISPANICS PLAN TO VOTE IN GENERAL ELECTION

Likelihood to Vote in 2020

On a scale of 1 to 10, how likely or unlikely are you to vote in the 2020 General Election, being held on November 3, 2020?



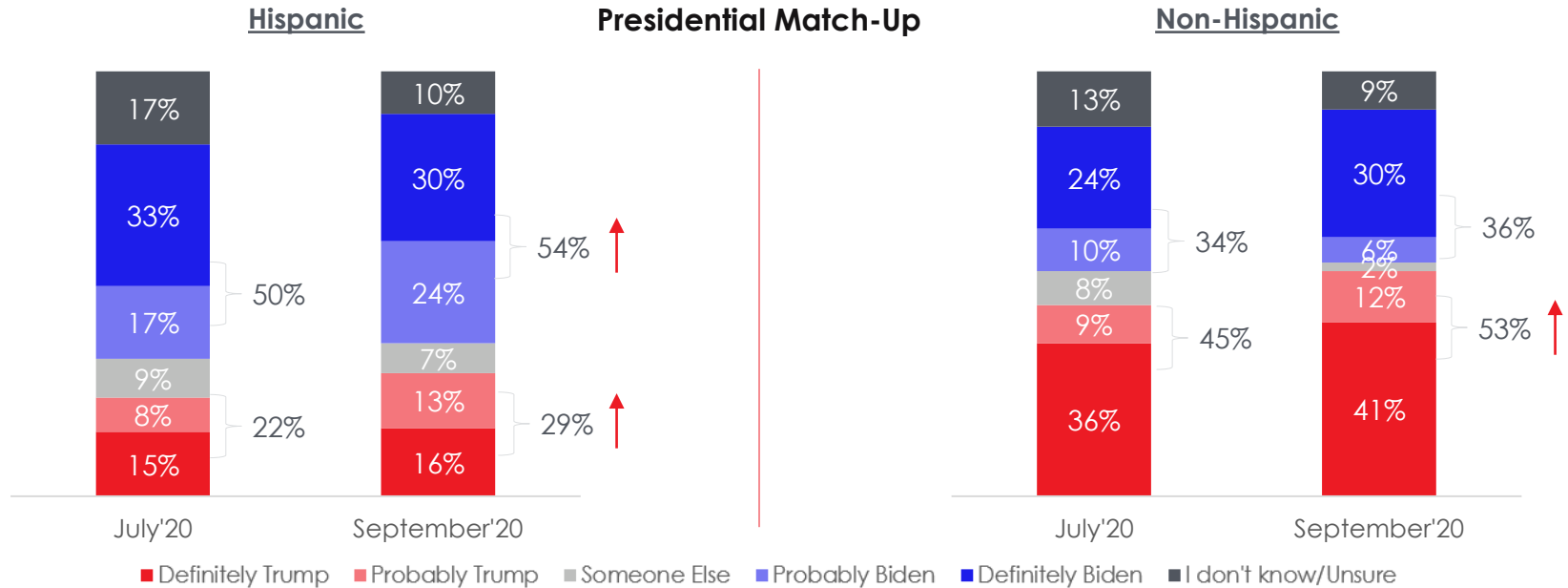
TOP TWO BOX INTEND TO VOTE:

HISPANICS 54% BIDEN, 29% TRUMP

NON-HISPANICS 36% BIDEN, 53% TRUMP

DON'T KNOW/UNSURE: 10% HISPANIC, 9% NON-HISPANIC

Based on what you know today, do you intend to vote for President Donald Trump, Democratic nominee Joe Biden, or someone else in the coming presidential election?

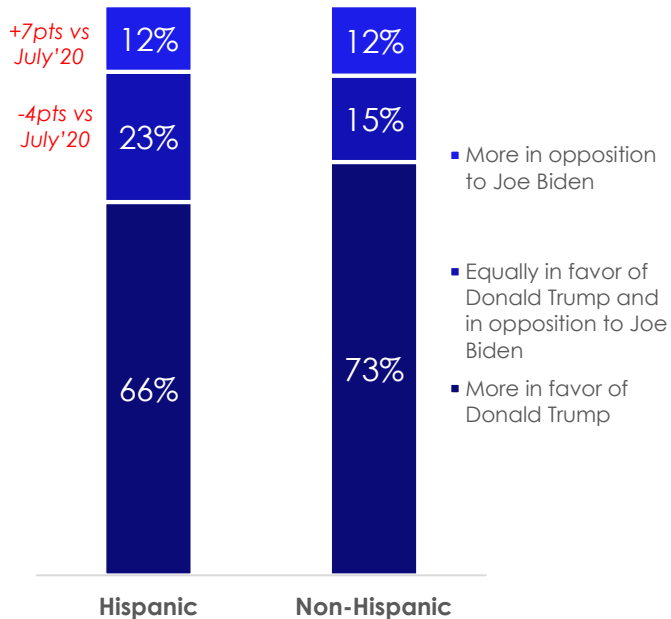


TRUMP VOTERS MORE ENTHUSIASTIC; BIDEN VOTERS ENTHUSIASM INCREASING

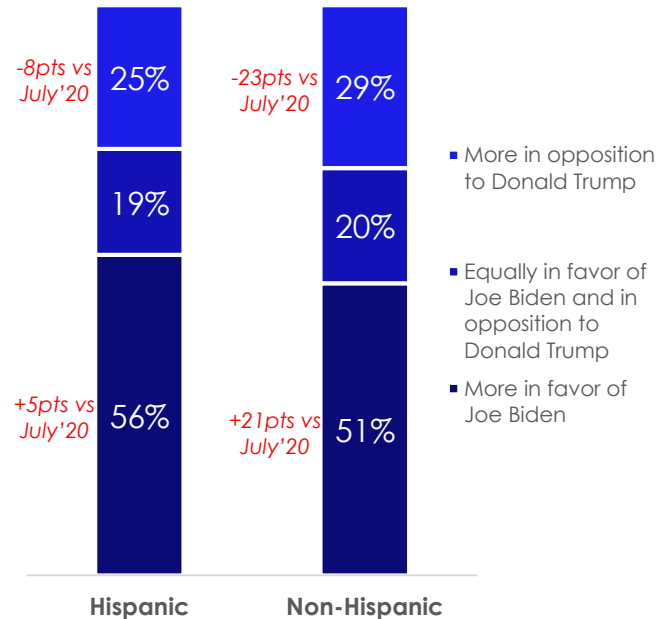
-TRUMP VOTERS: 12% WILL DO SO IN OPPOSITION TO BIDEN; 66% HISPANICS, 73% NON-HISPANICS BECAUSE THEY FAVOR TRUMP

-BIDEN VOTERS: ABOUT 25% WILL DO SO IN OPPOSITION TO TRUMP; MORE THAN HALF BECAUSE THEY FAVOR BIDEN

Voting Trump: Favor Trump or Oppose Biden

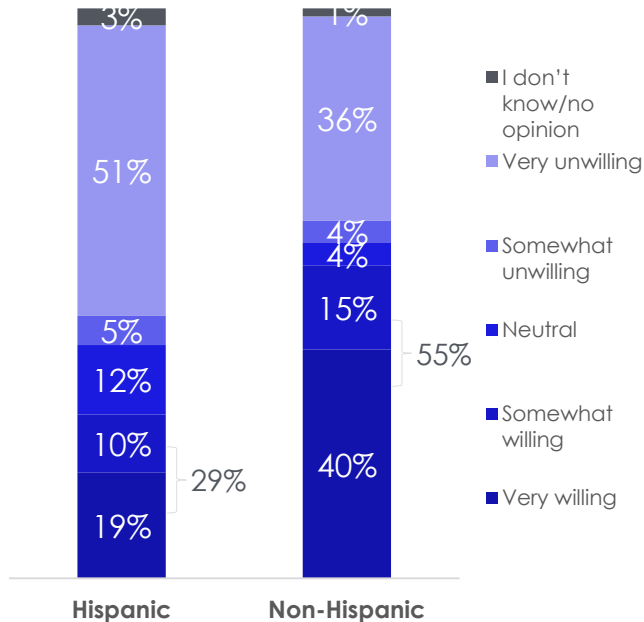


Voting Biden: Favor Biden or Oppose Trump

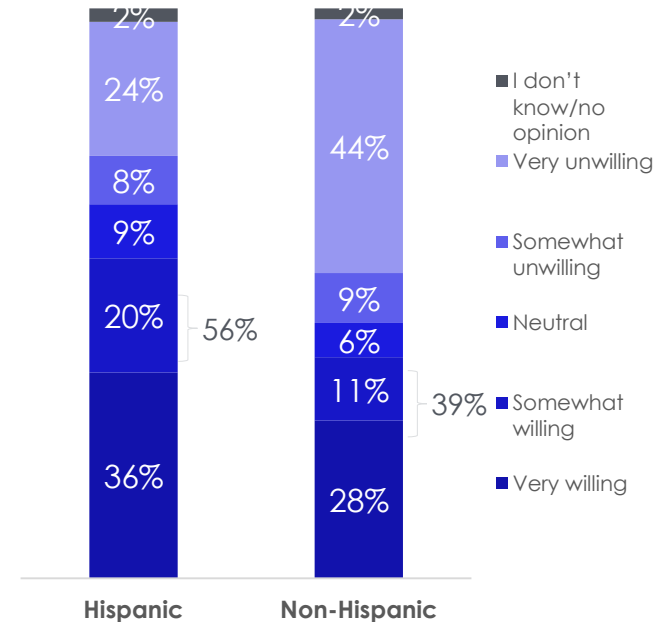


-29% HISPANICS, 55% NON-HISPANICS SOMEWHAT/VERY WILLING TO VOTE FOR TRUMP
-56% HISPANICS, 39% NON-HISPANICS SOMEWHAT/VERY WILLING TO VOTE FOR BIDEN

Willingness to Vote for Trump

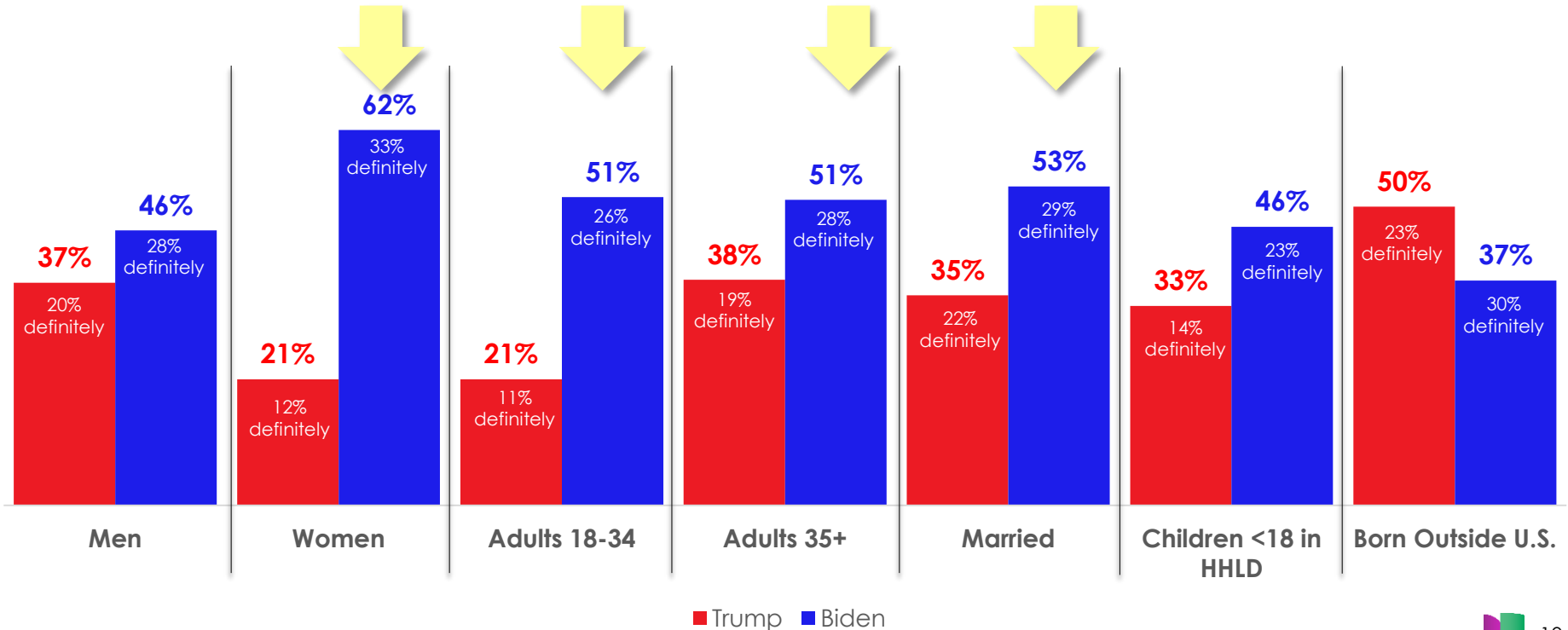


Willingness to Vote for Biden



STRONGEST HISPANIC OPPORTUNITIES: TRUMP SUPPORTERS: FOREIGN BORN, ADULTS 35+, MEN BIDEN SUPPORTERS: WOMEN, MARRIED, ADULTS 18-34, ADULTS 35+

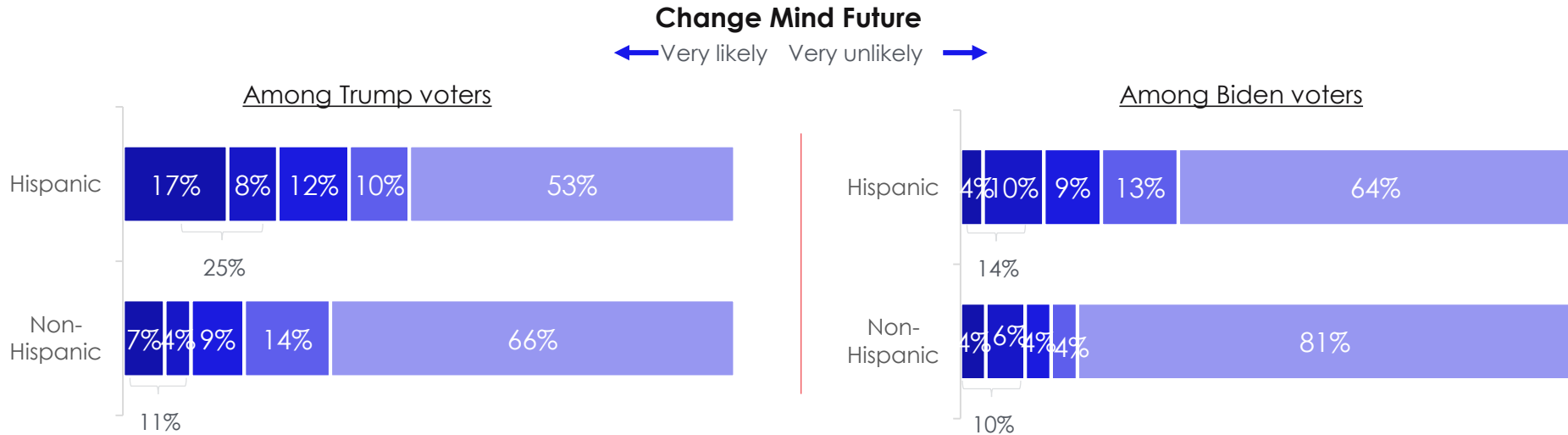
Based on what you know today, do you intend to vote for President Donald Trump, Democratic nominee Joe Biden, or someone else in the coming presidential election?



TRUMP VS. BIDEN SUPPORTERS:

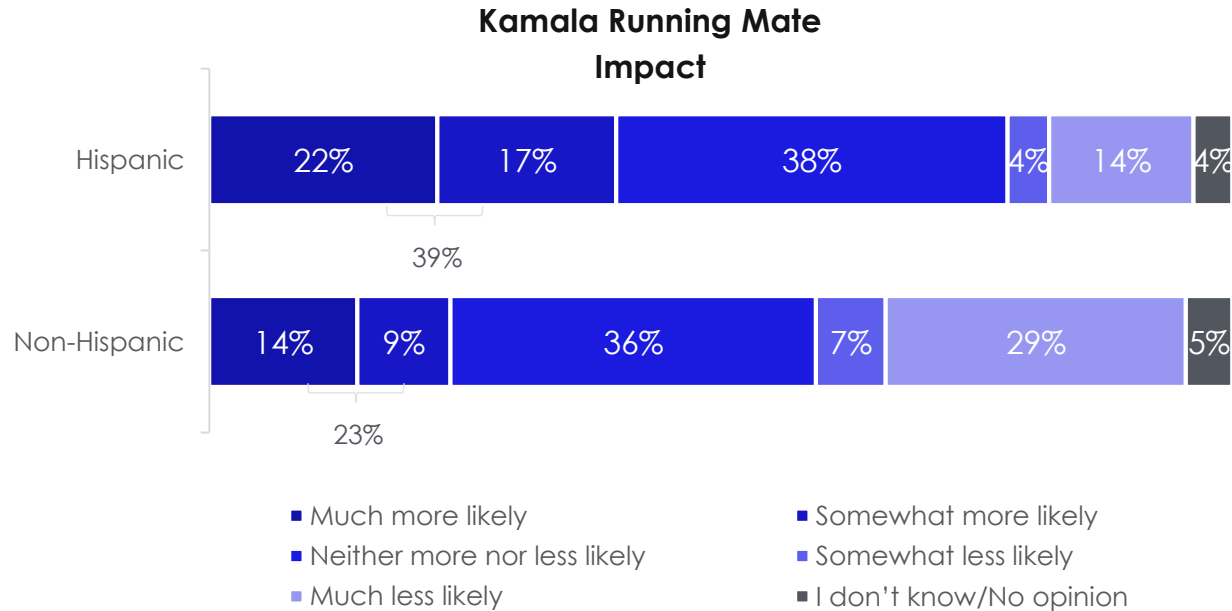
-AMONG TRUMP VOTERS, 25% OF HISPANICS, 11% NON-HISPANICS LIKELY TO CHANGE THEIR MIND ABOUT WHO THEY WILL VOTE FOR
-AMONG BIDEN VOTERS, 14% OF HISPANICS, 10% NON-HISPANICS LIKELY TO CHANGE THEIR MIND

How likely or unlikely are you to change your mind in the future about who you will vote for in the 2020 Presidential election?



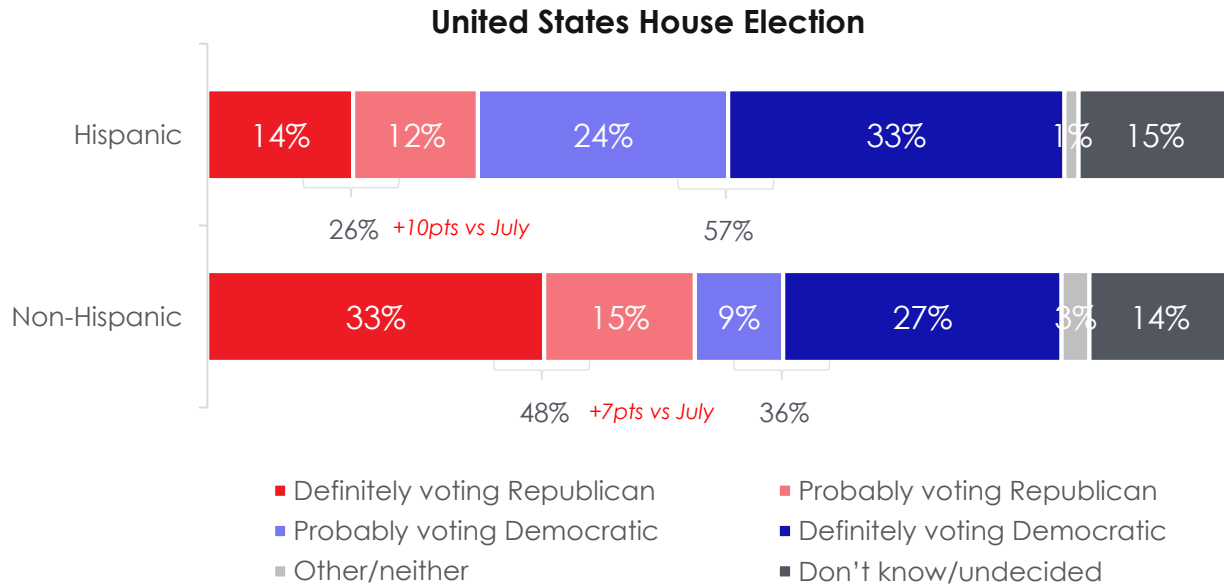
IMPACT OF KAMALA HARRIS TOP TWO BOX: 39% HISPANICS, 23% NON-HISPANICS MORE LIKELY TO VOTE FOR BIDEN

Joe Biden recently selected Kamala Harris to be his Vice Presidential running mate. Does the selection of Harris make you more or less likely to vote for Joe Biden for President?



HOUSE ELECTION PARTY VOTING INTENT TOP TWO BOX:
-HISPANICS 57% DEMOCRATIC, 26% REPUBLICAN
-NON-HISPANICS 36% DEMOCRATIC, 48% REPUBLICAN
-15% HISPANICS, 14% NON-HISPANICS DON'T KNOW/UNDECIDED

If the election for the United States House of Representatives were held today, which party's candidate would you vote for?

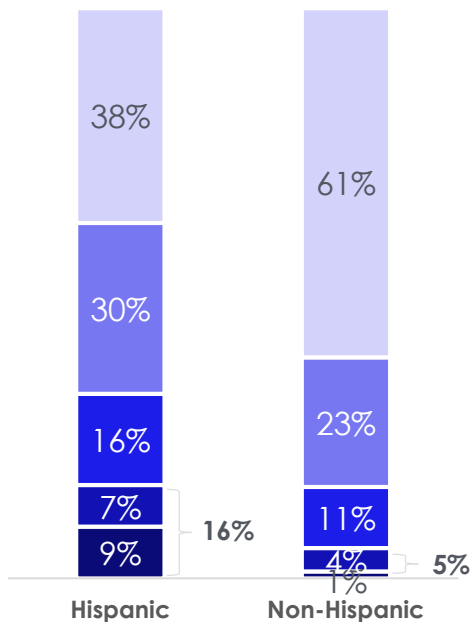


LIKELIHOOD TO VOTE FOR OTHER PARTY TOP TWO BOX:

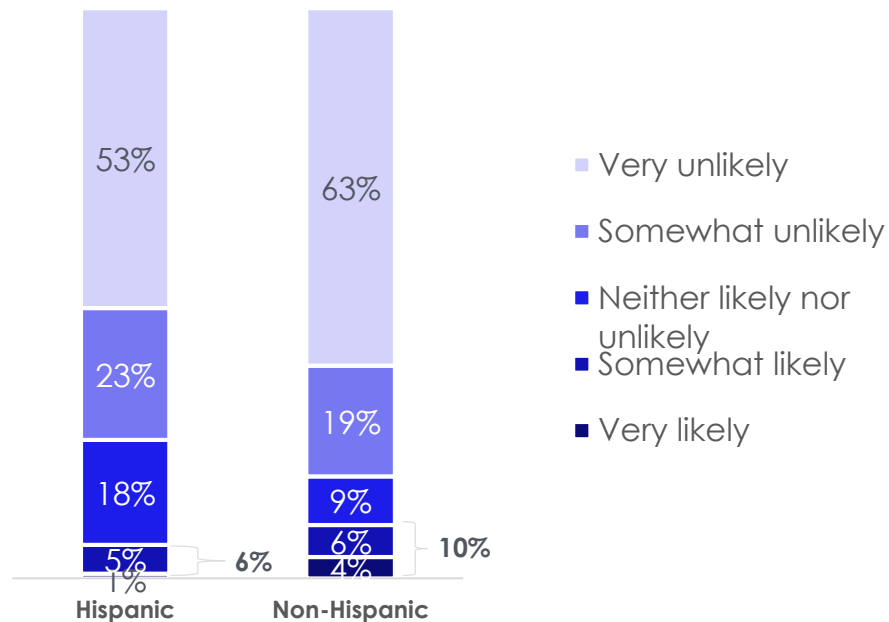
-AMONG REGISTERED REPUBLICANS: 16% HISPANICS, 5% NON-HISPANICS LIKELY TO VOTE FOR DEM CANDIDATE

-AMONG REGISTERED DEMOCRATS: 6% HISPANICS, 10% NON-HISPANICS LIKELY TO VOTE FOR REPUBLICAN CANDIDATE

Likelihood to Vote for Democratic Candidate
Among Republican Voters



Likelihood to Vote for Republican Candidate
Among Democratic Voters



SENATE RACE:

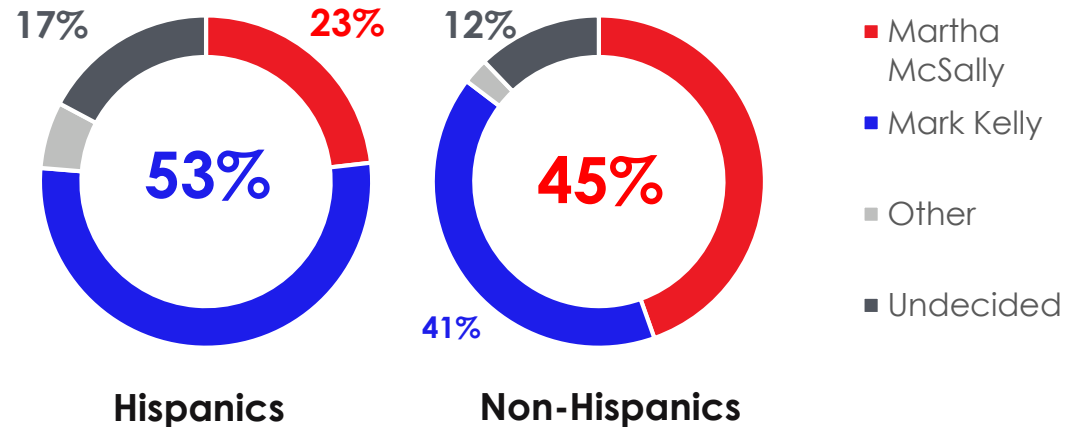
-AMONG HISPANICS, 53% WOULD VOTE KELLY, 23% MCSALLY

-AMONG NON-HISPANICS, 41% WOULD VOTE KELLY, 45% MCSALLY

-UP FOR GRABS: 17% HISPANICS, 12% NON-HISPANICS UNDECIDED

Arizona Senate Election

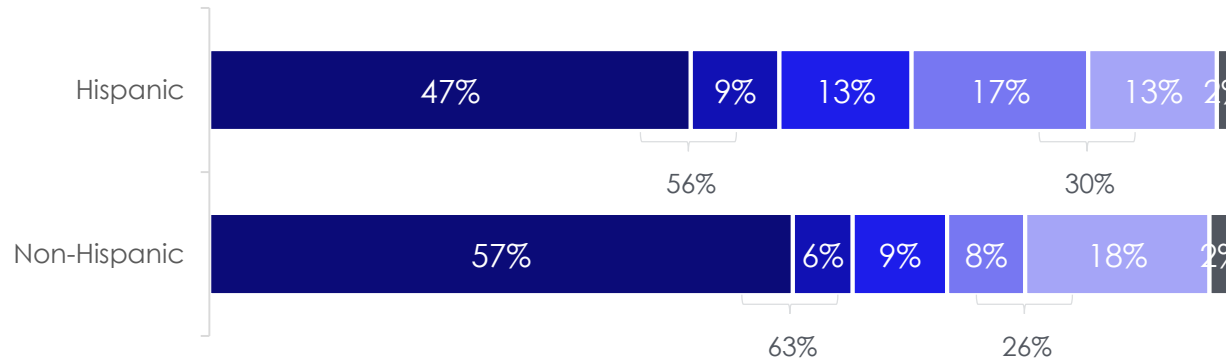
If the election for the United States Senate were held today, would you vote for Martha McSally the Republican Mark Kelly the Democrat?



ABOUT 60% OF RESPONDENTS MUCH/SOMEWHAT PREFER TO VOTE BY MAIL IN 2020 PRESIDENTIAL ELECTION; ABOUT 30% PREFER TO VOTE IN PERSON

Would you prefer to vote by mail, if it is available, or in person in the 2020 Presidential Election?

Voting by Mail Preference



- Would much prefer to vote by mail
- Would somewhat prefer to vote by mail
- No preference
- Would somewhat prefer to vote in person
- Would much prefer to vote in person
- No opinion/I don't know

- 66% OF RESPONDENTS FEEL COMFORTABLE VOTING BY MAIL
- 61% HISPANICS, 73% NON-HISPANICS AGREE VOTING BY MAIL IS EASIER THAN VOTING IN PERSON
- ABOUT 60% OF RESPONDENTS AGREE YOU SHOULD HAVE TO REQUEST A MAIL IN BALLOT IN ORDER TO BE ABLE TO VOTE BY MAIL
- HISPANICS GREATER AGREEMENT THAT MY STATE AND LOCAL GOVERNMENTS SHOULD MAIL BALLOTS TO EVERYONE ON THE VOTER LIST EVEN IF THEY ARE NOT REQUESTED
- RESPONDENTS DISAGREE:**
- STATE AND LOCAL GOVERNMENTS SHOULD MAIL BALLOTS TO EVERYONE ON THE VOTER LIST EVEN IF SOME OF THE ADDRESSES ARE NOT UP TO DATE OR SOME OF THE PEOPLE ON THE LIST NO LONGER LIVE IN THE JURISDICTION COVERED BY THE VOTER LIST
- VOTING BY MAIL IS MORE PRONE TO ABUSE AND FRAUD; INCREASES CHANCE MY VOTE WILL NOT BE COUNTED

How much do you agree or disagree with each of the following statements? [Mail-In Voting]

Statement	Hispanic		Non-Hispanic	
	Agree	Disagree	Agree	Disagree
I feel comfortable voting by mail	66%	19%	66%	18%
Voting by mail is easier to do than voting in person	61%	15%	73%	9%
You should have to request a mail-in ballot from your state or local government in order to be able to vote by mail.	57%	11%	60%	16%
My State and local governments should mail ballots to everyone on the voter list even if they aren't requested.	40%	25%	29%	48%
Voting by mail is more prone to abuse and fraud than voting in person	34%	42%	40%	37%
Voting by mail increases the chance that my vote will not be counted	32%	38%	38%	39%
My State and local governments should mail ballots to everyone on the voter list even if some of the addresses are not up to date or some of the people on the list no longer live in the jurisdiction covered by the voter list.	28%	42%	20%	58%

5 pt Scale: Agree = 4,5, Disagree = 1,2, Neutral = 3 (not reported), No opinion = 0 (Not reported)

Agree and Disagree above will not sum to 100%

Among registered voters 18+

Source: Univision political tracker in collaboration with Media Predict as of September 2020



NET FAV/JOB APPROVAL

NET FAV:

-AMONG HISPANICS: BLACK LIVES MATTER, KELLY, HARRIS/ DEMOCRATIC PARTY HIGHEST; MCSALLY LOWEST

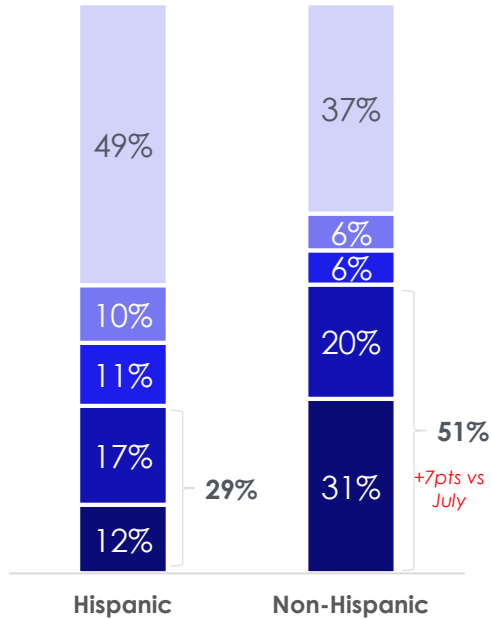
-AMONG NON-HISPANICS: PENCE, SINEMA/DUCEY/TRUMP/REPUBLICAN PARTY HIGHEST; PELOSI LOWEST

For each candidate listed below, please indicate if you have a favorable or unfavorable opinion of them.

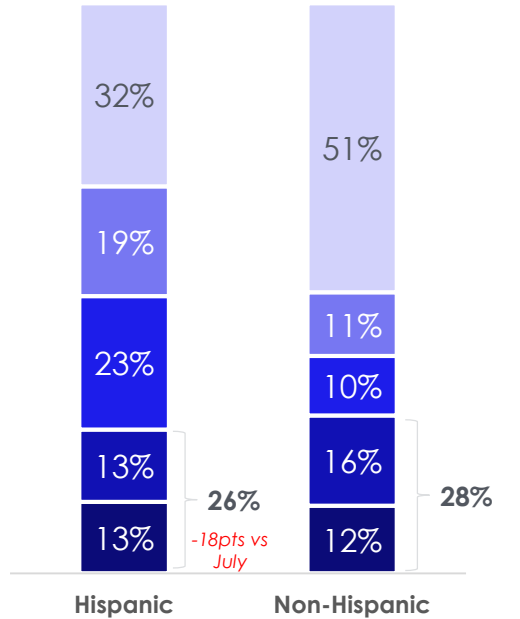
	Hispanic	Non-Hispanic
	<small>Sept 2020</small>	<small>Sept 2020</small>
Black Lives Matter	24%	-11%
Mark Kelly	23%	-1%
Kamala Harris	22%	-10%
The Democratic Party	22%	-18%
Joe Biden	17%	-17%
Kyrsten Sinema	9%	5%
Nancy Pelosi	-5%	-28%
Doug Ducey	-10%	5%
Chuck Schumer	-14%	-22%
Mike Pence	-15%	12%
Mitch McConnell	-22%	-13%
Donald Trump	-23%	5%
The Republican Party	-24%	5%
Martha McSally	-26%	-1%

JOB APPROVAL TOP TWO BOX:
TRUMP: HISPANICS 29%, NON-HISPANICS 51%
PELOSI: HISPANICS 26%, NON-HISPANICS 28%
MCCONNELL: HISPANICS 21%, NON-HISPANICS 30%

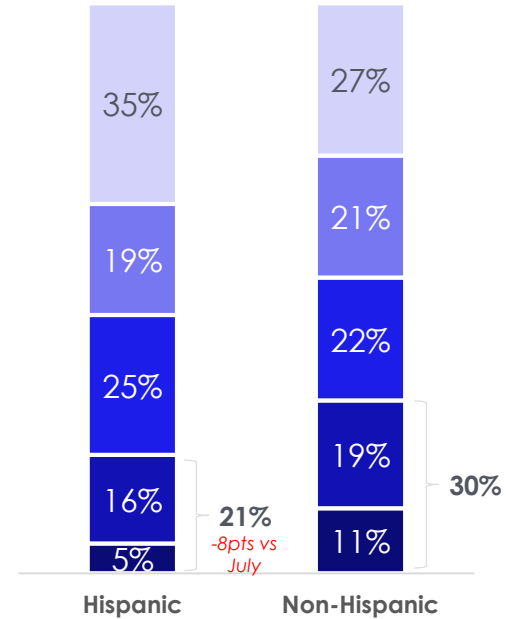
Donald Trump Job Approval



Nancy Pelosi Job Approval



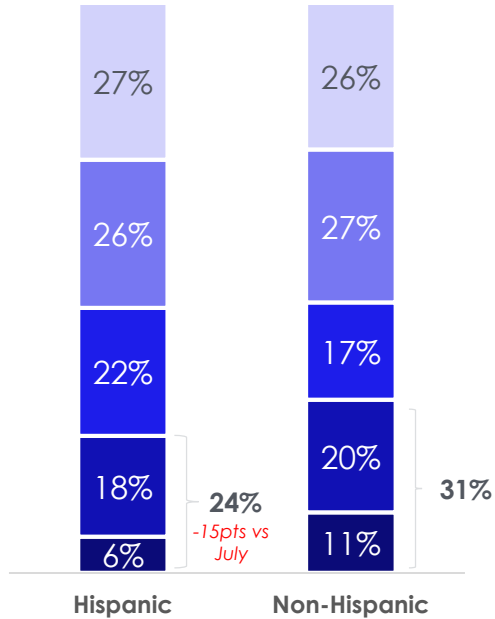
Mitch McConnell Job Approval



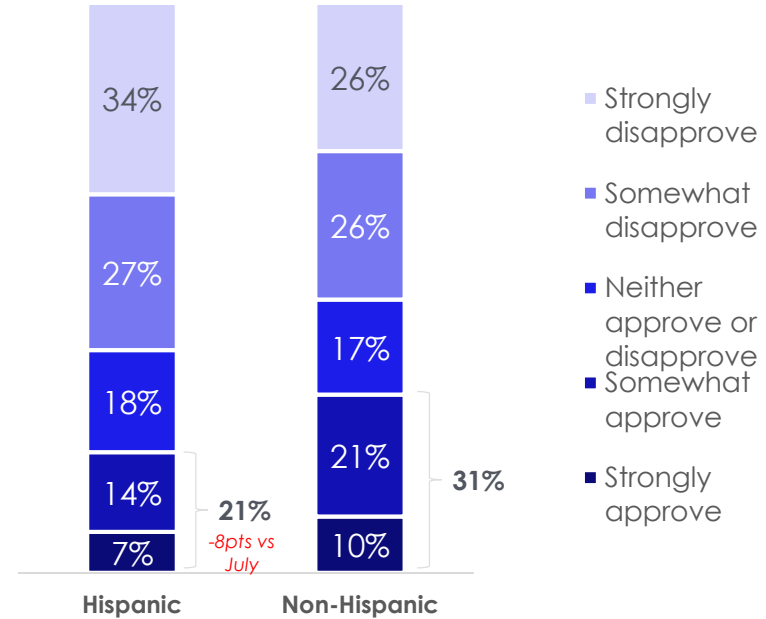
- Strongly disapprove
- Somewhat disapprove
- Neither approve or disapprove
- Somewhat approve
- Strongly approve

JOB APPROVAL TOP TWO BOX: HOUSE: 24% HISPANICS, 31% NON-HISPANICS SENATE: 21% HISPANICS, 31% NON-HISPANICS

U.S. House of Representatives Job Approval



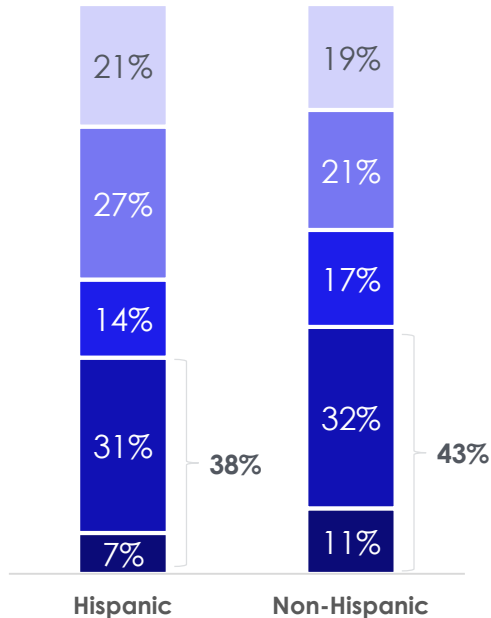
U.S. Senate Job Approval



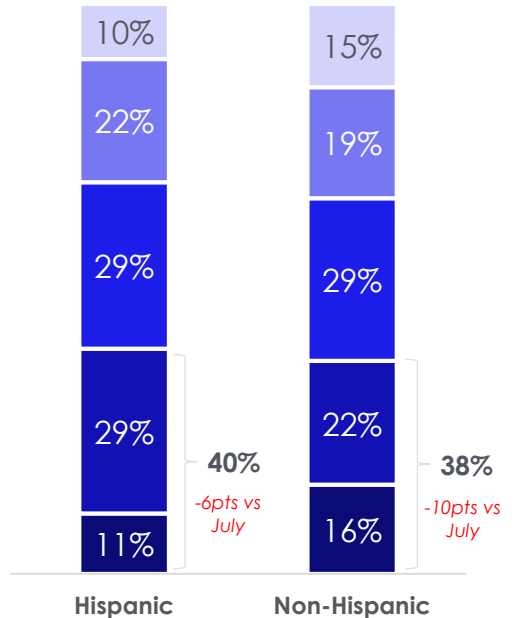
- Strongly disapprove
- Somewhat disapprove
- Neither approve or disapprove
- Somewhat approve
- Strongly approve

JOB APPROVAL TOP TWO BOX:
DUCEY: 38% HISPANICS, 43% NON-HISPANICS
SINEMA: 40% HISPANICS, 38% NON-HISPANICS
MCSALLY: 20% HISPANICS, 42% NON-HISPANICS

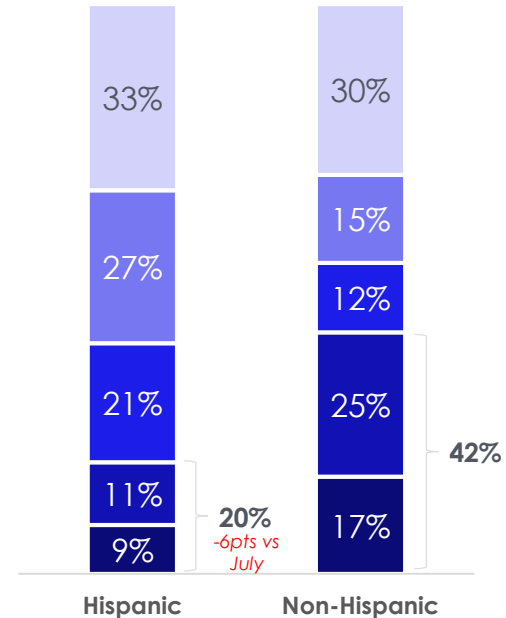
Doug Ducey Job Approval



Kyrsten Sinema Job Approval



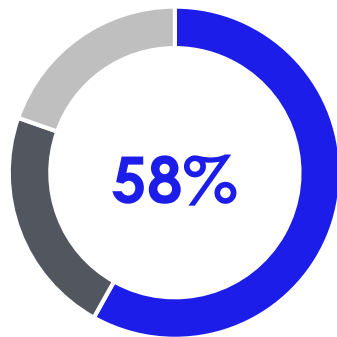
Martha McSally Job Approval



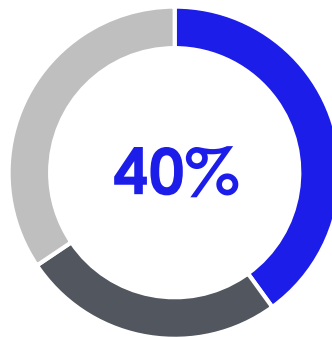
- Strongly disapprove
- Somewhat disapprove
- Neither approve or disapprove
- Somewhat approve
- Strongly approve

58% HISPANICS, 40% NON-HISPANICS DON'T SUPPORT TRUMP'S POLICIES OR LEADERSHIP STYLE

Trump Policy and Style Opinion



Hispanics



Non-Hispanics

- I don't support Donald Trump's policies or leadership style
- I support Donald Trump's policies but dislike his leadership style
- I support Donald Trump's policies and like his leadership style

THE ISSUES

TOP ISSUES AMONG HISPANICS: CORONAVIRUS, HEALTHCARE, IMPACT OF CORONAVIRUS ON ECONOMY, EDUCATION, ECONOMY/JOB

EDUCATION, COST OF LIVING, CLIMATE CHANGE AMONG ISSUES OF GREATER IMPORTANCE TO HISPANICS

How important are each of the following issues to you?

Issue Importance TopBox

	Hispanic (Top Box)	Non- Hispanic (Top Box)		Hispanic (Top Box)	Non- Hispanic (Top Box)
Coronavirus / COVID - 19	67%	53%	Immigration reform	46%	35%
Healthcare	67%	61%	Taxes	46%	44%
Impact of the coronavirus on the economy	66%	59%	National security / Terrorism	44%	55%
Education	61%	46%	Military / Veterans	43%	53%
Economy / Jobs	61%	62%	Gun control	40%	37%
Cost of Living	60%	48%	The National Debt	40%	38%
Crime and public safety	58%	58%	Infrastructure investment	39%	32%
Climate Change	55%	36%	Social issues like abortion or LGBTQ rights	39%	29%
Social Security / Medicare	53%	60%	Second amendment rights	38%	42%
Entitlements / social services reform (Medicare, Welfare, etc.)	51%	43%	Foreign Policy/International Trade	35%	31%
Race Relations	50%	38%	Border security	31%	44%
Police Reform	50%	30%			

-KEY ISSUES FOR LIKELY TRUMP VOTERS: IMPACT OF THE CORONAVIRUS ON THE ECONOMY, ECONOMY/JOB, CRIME AND PUBLIC SAFETY
-KEY ISSUES FOR LIKELY BIDEN VOTERS: CORONAVIRUS, HEALTHCARE, CLIMATE CHANGE

Top 10 issues among definitely/probably <u>Trump</u> voters	% Hispanic Top Box
Impact of the Coronavirus on the Economy	68%
Economy/Jobs	64%
Crime and Public Safety	63%
Healthcare	58%
Cost of Living	53%
Coronavirus/COVID-19	52%
Taxes	50%
Infrastructure Investment	49%
Social Security/Medicare	49%
Immigration Reform	48%

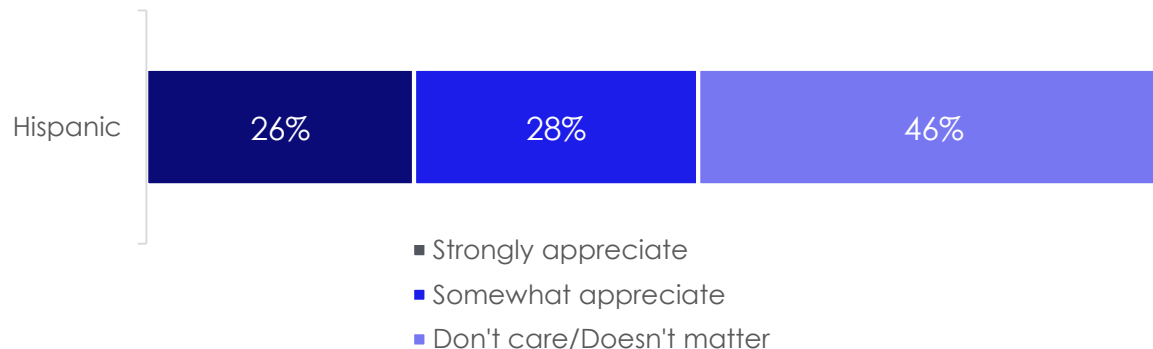
Top 10 issues among definitely/probably <u>Biden</u> voters	% Hispanic Top Box
Coronavirus/COVID-19	77%
Healthcare	74%
Climate Change	71%
Education	69%
Impact of the Coronavirus on the Economy	69%
Cost of Living	64%
Race Relations	63%
Economy/Jobs	61%
Crime and Public Safety	61%
Police Reform	58%

THE IMPORTANCE OF SPANISH LANGUAGE

ABOUT 55% OF HISPANICS STRONGLY/SOMEWHAT APPRECIATE CANDIDATES WHO ADVERTISE IN SPANISH

When you follow a political campaign for President, Congress, Senate or Governor, do you appreciate when candidates advertise in Spanish in trying to win your vote?

Spanish Language Campaigns



**COMMUNICATING IN SPANISH:
 -OVER HALF OF HISPANICS AGREE POLITICAL PARTIES/CANDIDATES WHO ADVERTISE
 IN SPANISH WANT THEIR VOTE
 -40% AGREE IT SHOWS THEM CANDIDATES ARE TRULY INTERESTED IN HISPANICS AND
 THEIR COMMUNITY**

How much do you agree or disagree with each of the following statements? *[Spanish Language Campaigns]*

Statement	Hispanic	
	Agree	Disagree
Political parties and candidates who advertise in Spanish are showing me they want my vote.	52%	13%
When a political party or candidate communicates with me in Spanish, it suggests that they are truly interested in Hispanics and our community.	40%	16%

5 pt Scale: Agree = 4,5, Disagree = 1,2, Neutral = 3 (not reported), No opinion = 0 (Not reported)

Agree and Disagree above will not sum to 100%

Among registered voters 18+

Source: Univision political tracker in collaboration with Media Predict as of September 2020

CORONAVIRUS

- HANDLING APPROVAL**
- EFFECTS ON JOBS**
- SCHOOL REOPENING**

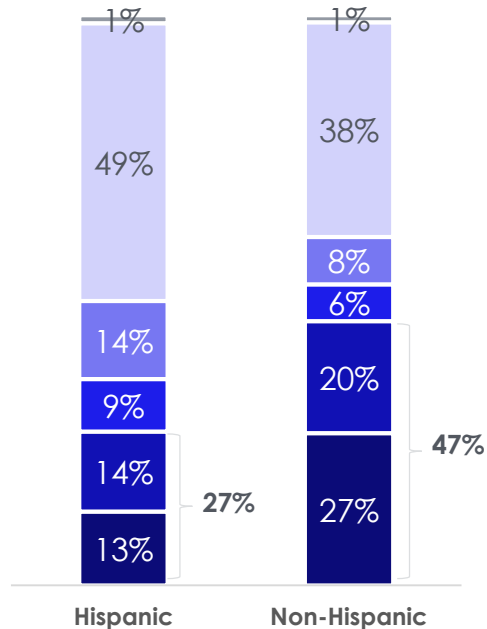
APPROVE TRUMP HANDLING OF CORONAVIRUS TOP TWO BOX:

-HISPANICS 27%, NON-HISPANICS 47%

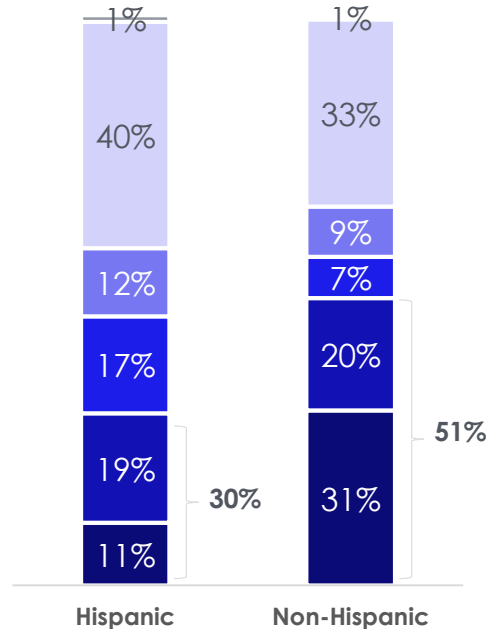
APPROVE TRUMP HANDLING ECONOMIC IMPACT OF CORONAVIRUS TOP TWO BOX:

-HISPANICS 30%, NON-HISPANICS 51%

Trump Handling of Coronavirus



Trump Handling of Economic Impact of Coronavirus



- I don't know/No opinion
- Strongly disapprove
- Somewhat disapprove
- Neither approve nor disapprove
- Somewhat approve
- Strongly approve

APPROVE CONGRESS HANDLING OF CORONAVIRUS TOP TWO BOX:

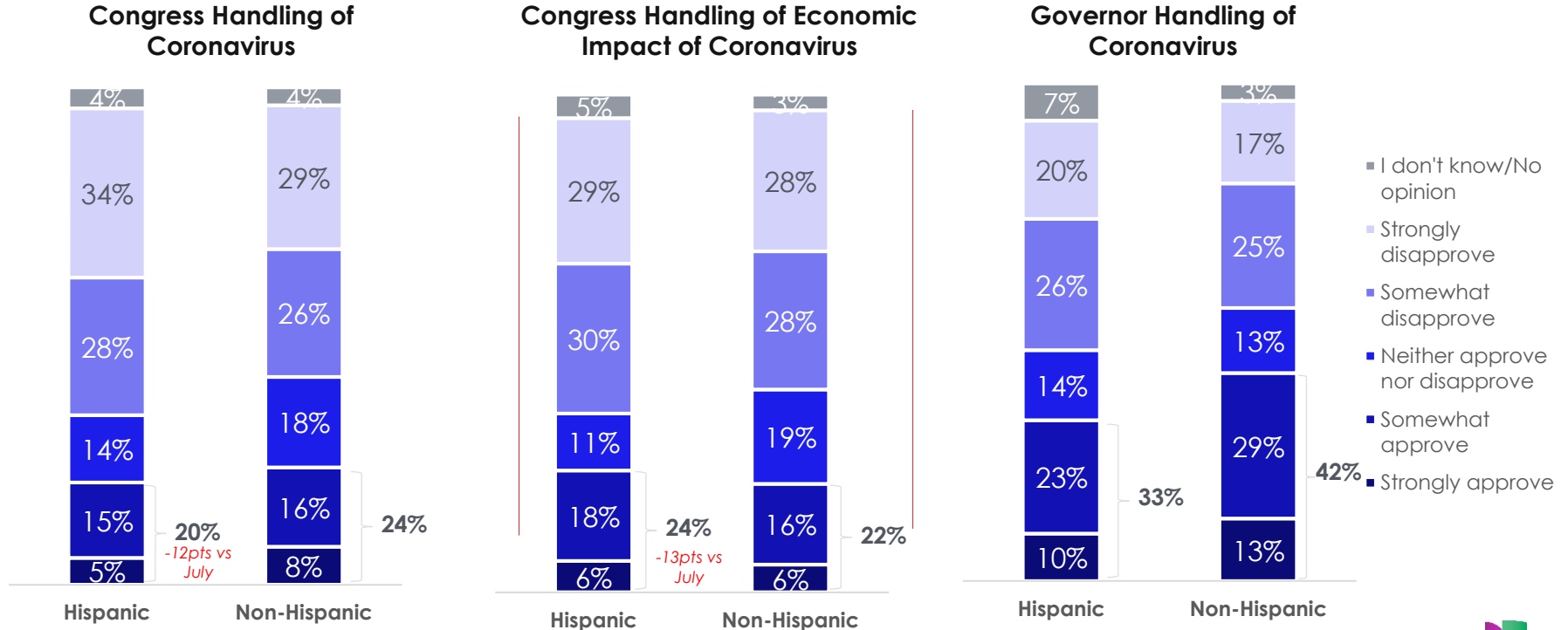
-HISPANICS 20%, NON-HISPANICS 24%

APPROVE CONGRESS HANDLING OF ECONOMIC IMPACT CORONAVIRUS TOP TWO BOX:

-HISPANICS 24%, NON-HISPANICS 22%

APPROVE GOVERNOR HANDLING OF CORONAVIRUS TOP TWO BOX:

-HISPANICS 33%, NON-HISPANICS 42%



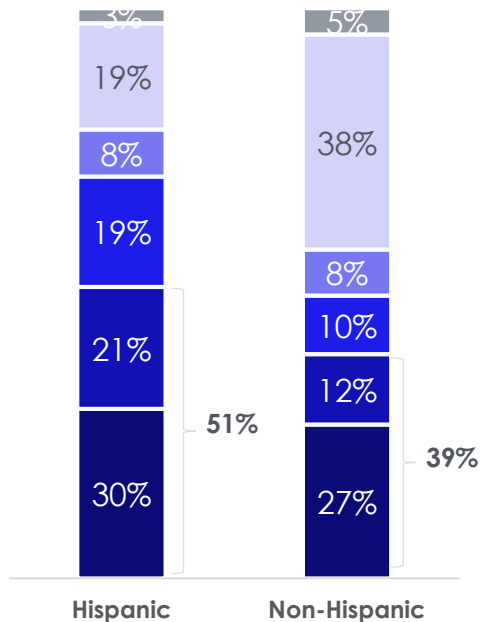
BIDEN HANDLING OF CORONAVIRUS WOULD BE BETTER TOP TWO BOX:

-HISPANICS 51%, NON-HISPANICS 39%

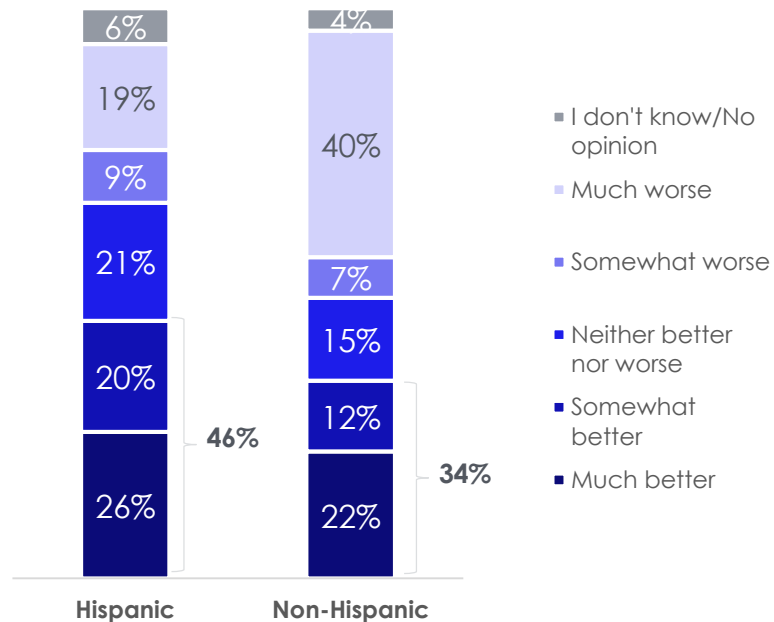
BIDEN HANDLING OF ECONOMIC IMPACT OF CORONAVIRUS WOULD BE BETTER TOP TWO BOX:

-HISPANICS 46%, NON-HISPANICS 34%

**Biden Handling of Coronavirus –
Better or Worse**



**Biden Handling of Economic
Impact of Coronavirus – Better or
Worse**

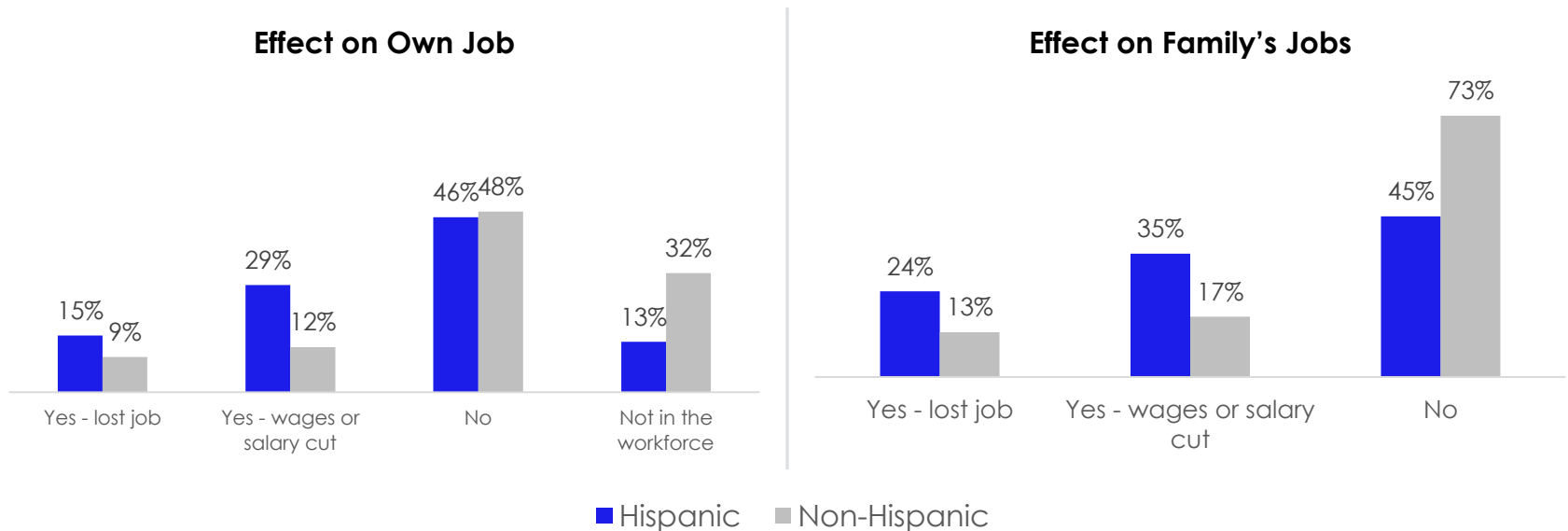


- I don't know/No opinion
- Much worse
- Somewhat worse
- Neither better nor worse
- Somewhat better
- Much better

**CORONAVIRUS EFFECT ON JOB:
 -HIGHER % OF HISPANICS HAVE LOST JOB OR SEEN WAGES/SALARY CUT THAN NON-HISPANICS
 -HIGHER % OF HISPANICS HAVE SEEN SOMEONE IN FAMILY LOSE JOB OR HAD WAGES/SALARY CUT THAN NON-HISPANICS**

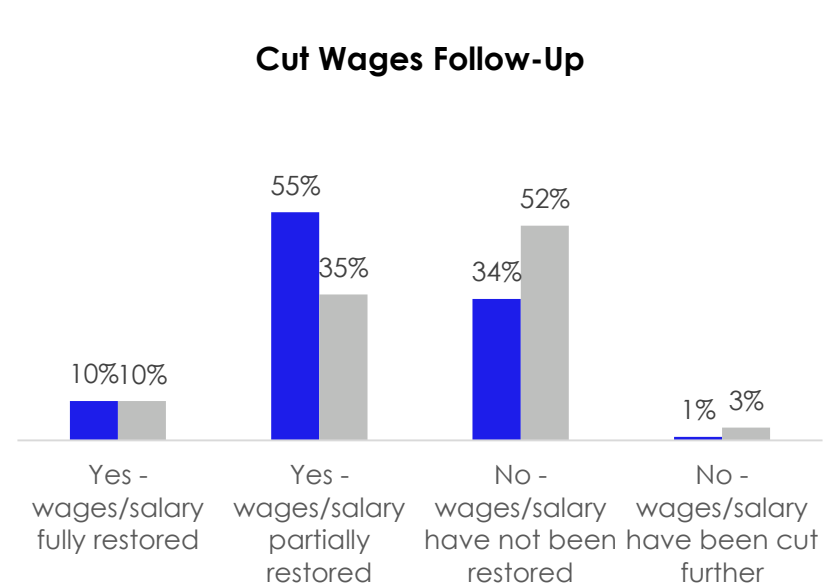
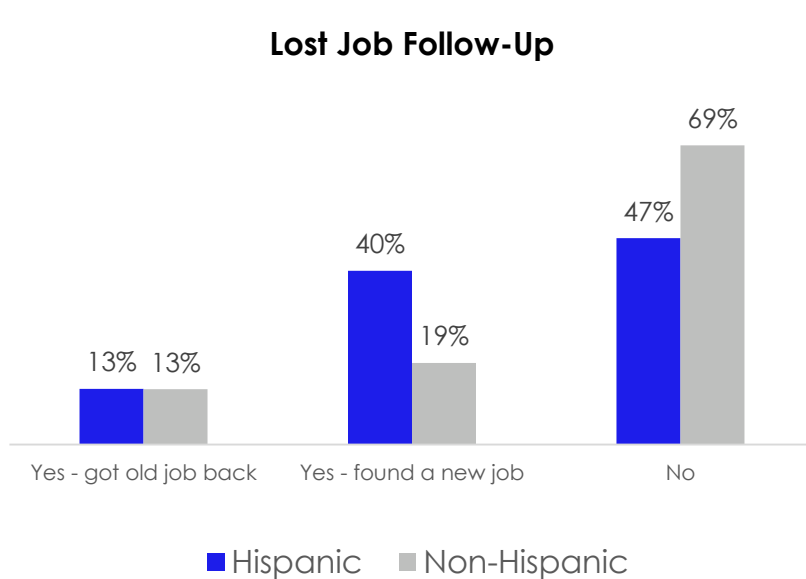
Have you lost your job or have your wages or salary been cut because of the coronavirus?

Besides you, has anyone in your family lost their job or have your wages or salary been cut because of the coronavirus?



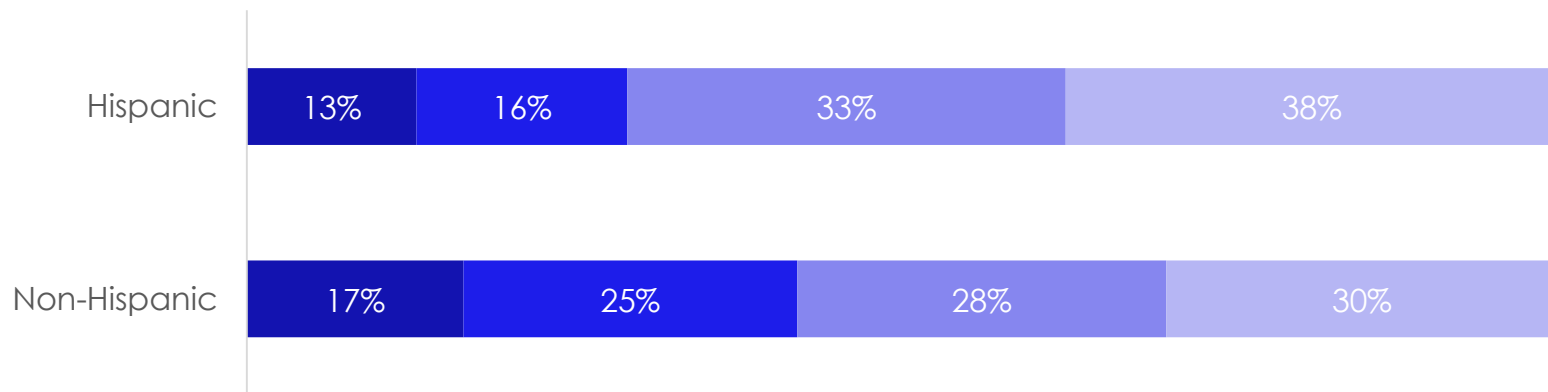
-AMONG THOSE WHO LOST JOB, 47% HISPANICS, 69% NON-HISPANICS HAVE NOT GOTTEN JOB BACK; HISPANICS MORE LIKELY TO HAVE FOUND A NEW ONE
-AMONG THOSE WHO HAD WAGES CUT, 34% HISPANICS, 52% NON-HISPANICS HAVE NOT HAD WAGES RESTORED; HISPANICS MORE LIKELY TO HAVE HAD WAGES PARTIALLY RESTORED

*You answered that you had lost your job due to the coronavirus, have you since gotten your job back or found a new one?
 You answered that you had your wages or salary cut due to the coronavirus, have you since had your wages/salary restored?*



-38% OF HISPANICS, 30% NON-HISPANICS AGREE THAT SCHOOLS SHOULD NOT PHYSICALLY RE-OPEN THIS FALL, CONTINUE TO DO ONLINE EDUCATION ONLY
-33% HISPANICS, 28% NON-HISPANICS AGREE WITH “HYBRID” OPTION, SPLIT BETWEEN IN-PERSON AND ONLINE EDUCATION

Which of the following statements do you agree with most?



- Schools should physically open in the fall and operate as they have before the coronavirus
- Schools should physically open in the fall but only with adjustments to protect against the coronavirus
- Schools should open this fall with a “hybrid” option where students split their time between in-person and on-line education (i.e. half the students are physically at school at any time and the other half are on-line)
- Schools should not physically open in the fall and we should continue to do on-line education only

COVID-19/ECONOMY STATEMENTS

MAJORITY RESPONDENTS AGREE ECONOMY WILL GET WORSE IF COVID CASES RISE, ARE VERY WORRIED ABOUT WHAT IS HAPPENING TO THE ECONOMY

GREATER AGREEMENT AMONG HISPANICS:

- I HAVE ALREADY CUT BACK SPENDING SIGNIFICANTLY

- I EXPECT THAT THE CORONAVIRUS WILL HURT MY PERSONAL ECONOMIC SITUATION SIGNIFICANTLY

- I AM WORRIED ABOUT WORRIED ABOUT MAKING OTHER PAYMENTS, LIKE PHONE, CREDIT CARD AND CAR PAYMENTS OVER THE NEXT FEW MONTHS

-THE IMPACT OF THE CORONAVIRUS HAS HURT MY PERSRONAL ECONMIC SITUATION SIGNIFICANTLY ALREADY

How much do you agree or disagree with each of the following statements? [Coronavirus crisis and the economy – 1 of 3]

Statement	Hispanic		Non-Hispanic	
	Agree	Disagree	Agree	Disagree
I believe the economy will get worse if COVID cases rise	79%	6%	71%	10%
I am very worried about what is happening to the economy	67%	12%	74%	11%
I have already cut back my spending significantly in reaction to the coronavirus	59%	18%	49%	28%
I expect my personal economic situation to get better in the next few years	55%	18%	51%	15%
I expect that the coronavirus will hurt my personal economic situation significantly	50%	20%	36%	34%
I am worried about making other payments, like phone, credit card, and car payments, over the next few months	47%	33%	28%	53%
The impact of the coronavirus has hurt my personal economic situation significantly already	45%	26%	35%	41%

5 pt Scale: Agree = 4.5, Disagree = 1.2, Neutral = 3 (not reported), No opinion = 0 (Not reported)

Agree and Disagree above will not sum to 100%

Among registered voters 18+

Source: Univision political tracker in collaboration with Media Predict as of September 2020



-OVER 40% OF RESPONDENTS BELIEVE THAT THE ECONOMY WILL BOUNCE BACK AS SOON AS THE RESTRICTIONS RELATED TO CORONAVIRUS ARE LIFTED (HIGHER AMONG NON-HISPANICS)

-ABOUT 40% BELIEVE SPENDING AND INCOME WILL RETURN TO PRE-CORONAVIRUS LEVELS ONCE THE ECONOMY REOPENS

HISPANICS GREATER AGREEMENT:

-I HAVE STARTED TO SPEND MORE THAN I WAS SPENDING IN THE FIRST FEW MONTHS OF THE CORONAVIRUS PANDEMIC

-I AM WORRIED ABOUT MAKING MORTGAGE/RENT PAYMENTS OVER THE NEXT FEW MONTHS

How much do you agree or disagree with each of the following statements? [Coronavirus crisis and the economy – 2 of 3]

Statement	Hispanic		Non-Hispanic	
	Agree	Disagree	Agree	Disagree
I have started to spend more than I was spending in the first few months of the coronavirus pandemic	44%	28%	27%	44%
I am worried about making my mortgage/rent payment over the next few months	43%	29%	25%	53%
I believe that the economy will bounce back as soon as the restrictions related to coronavirus are lifted	43%	33%	48%	34%
I expect that my spending will return to pre-coronavirus levels once the economy reopens	43%	26%	39%	25%
The economic problems caused by the lockdown of the country will hurt more people than the coronavirus	40%	31%	56%	25%
I am more worried about the economy than I am about the coronavirus	37%	35%	47%	34%
I expect that my income will return to pre-coronavirus levels once the economy reopens	36%	24%	35%	19%

5 pt Scale: Agree = 4,5, Disagree = 1,2, Neutral = 3 (not reported), No opinion = 0 (Not reported)

Agree and Disagree above will not sum to 100%

Among registered voters 18+

Source: Univision political tracker in collaboration with Media Predict as of September 2020



-ABOUT 35% RESPONDENTS AGREE I AM MORE CONFIDENT ABOUT MY PERSONAL ECONOMIC SITUATION THAN I WAS IN THE FIRST FEW MONTHS OF THE PANDEMIC

-MIXED OPINION: 35% OF HISPANICS AGREE/DISAGREE: I AM CONFIDENT SOCIAL SECURITY AND MEDICARE BENEFITS WILL BE AVAILABLE WHEN I RETIRE

RESPONDENTS DISAGREE:

-THE HEALTH RISK OF THE CORONAVIRUS IS OVERBLOWN

-I BELIEVE I WILL LOSE MY JOB SOMETIME I THE NEXT FEW MONTHS (HIGHER AMONG NON-HISPANICS)

How much do you agree or disagree with each of the following statements? [Coronavirus crisis and the economy – 3 of 3]

Statement	Hispanic		Non-Hispanic	
	Agree	Disagree	Agree	Disagree
I am confident that Social Security and Medicare benefits will be available to me when I retire, similarly to current retirees	35%	35%	45%	28%
I am more confident about my personal economic situation than I was in the first few months of the coronavirus pandemic	34%	26%	39%	25%
I believe that my wages/salary will be cut sometime in the next few months	33%	29%	17%	44%
The health risk of the coronavirus is overblown	28%	44%	36%	52%
I believe that I will lose my job sometime in the next few months	24%	41%	10%	53%

5 pt Scale: Agree = 4,5, Disagree = 1,2, Neutral = 3 (not reported), No opinion = 0 (Not reported)

Agree and Disagree above will not sum to 100%

Among registered voters 18+

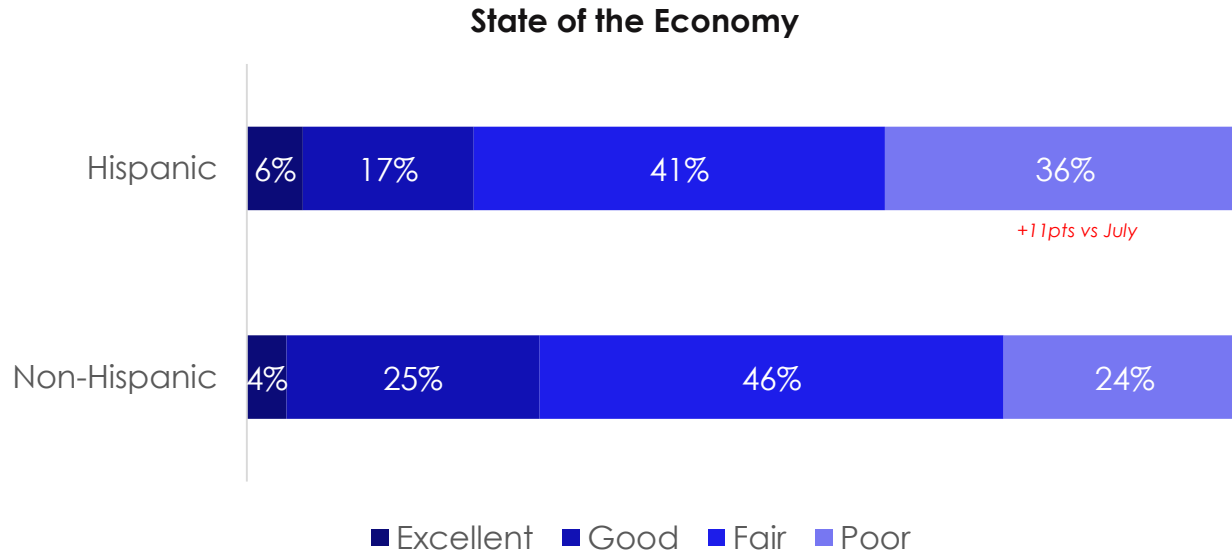
Source: Univision political tracker in collaboration with Media Predict as of September 2020



ECONOMY

6% OF HISPANICS, 4% NON-HISPANICS RATE THE ECONOMY AS EXCELLENT; 36% OF HISPANICS AND 24% NON-HISPANICS RATE IT AS POOR

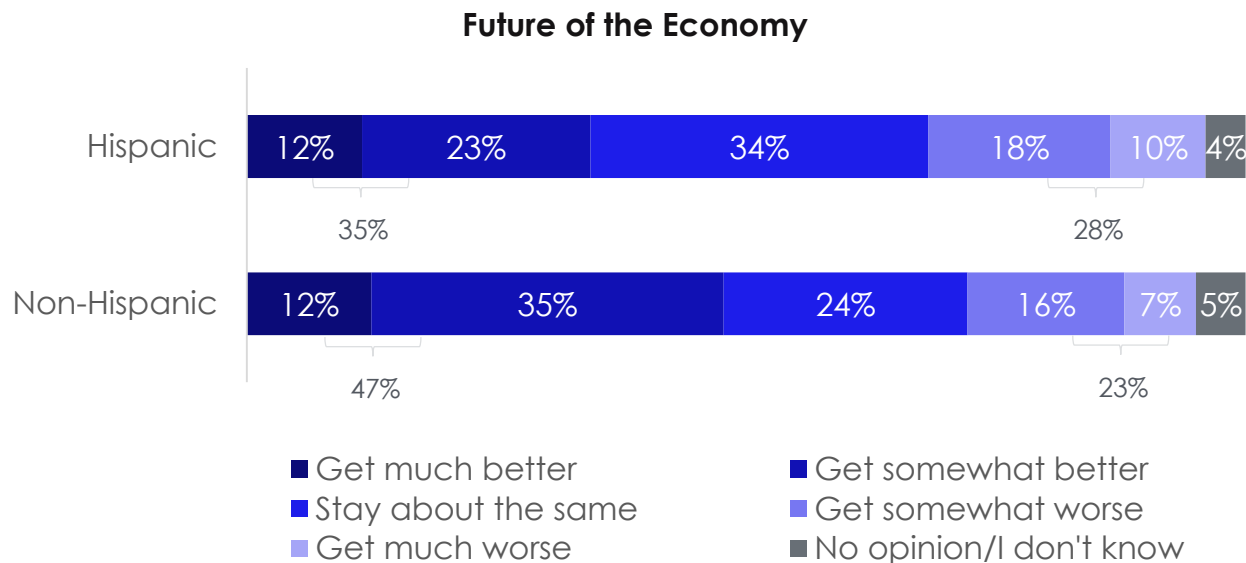
How would you rate the economy of the United States right now?



HOW WILL THE ECONOMY BE OVER NEXT FEW MONTHS?

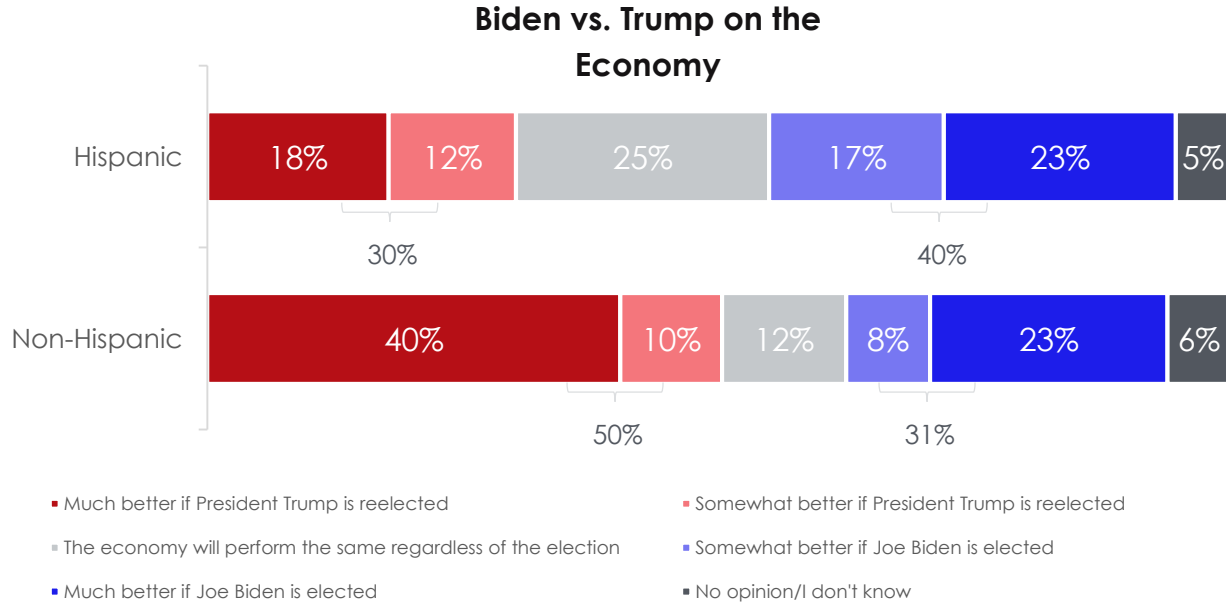
-MUCH/SOMEWHAT BETTER: HISPANIC 35%, NON-HISPANIC 47%
-MUCH/SOMEWHAT WORSE: HISPANIC 28%, NON-HISPANIC 23%

Thinking ahead to a few months from now... Do you believe the economy will get better, get worse, or stay about the same as it is now?



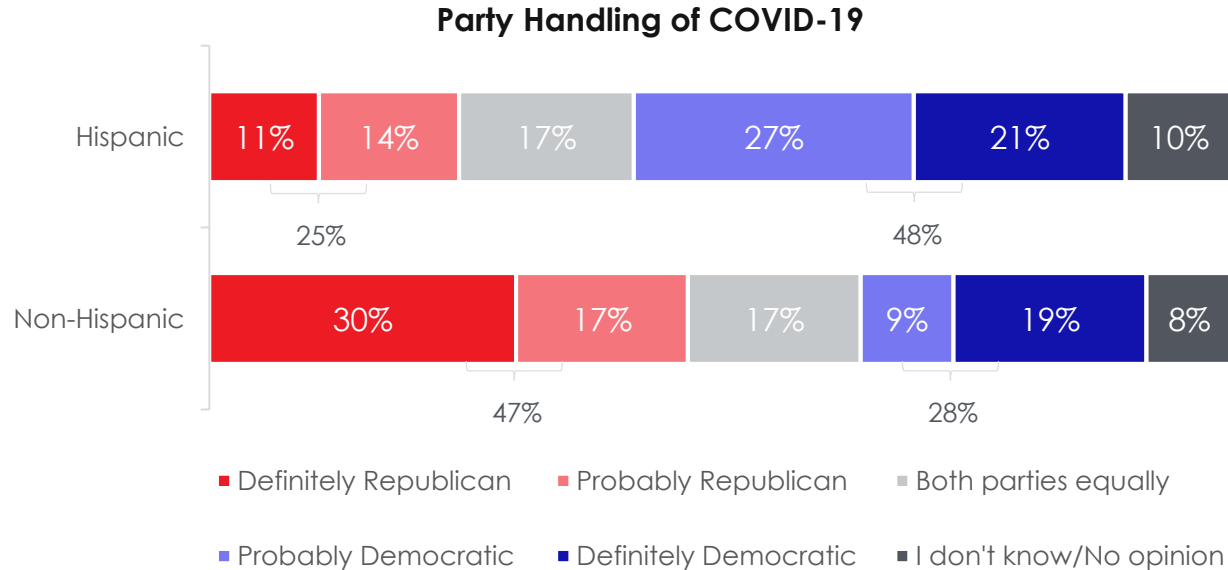
ECONOMY WILL DO BETTER TOP TWO BOX:
-IF BIDEN ELECTED: HISPANICS 40%, NON-HISPANICS 31%
-IF TRUMP REELECTED: HISPANICS 30%, NON-HISPANICS 50%

Will the economy do better if President Trump is reelected or if Joe Biden is elected president?



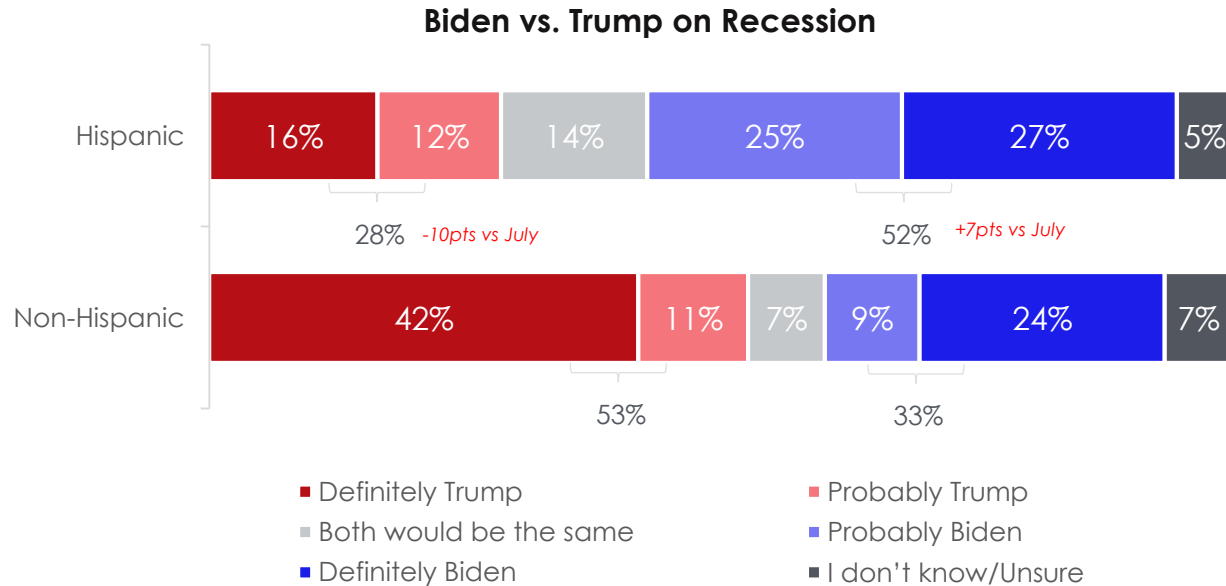
PARTY BETTER ABLE TO HANDLE ECONOMIC IMPACT OF THE VIRUS TOP TWO BOX:
-HISPANICS: DEMOCRATIC 48%, REPUBLICAN 25%
-NON-HISPANICS: DEMOCRATIC 28%, REPUBLICAN 47%

Which party is better able to handle the economic impact of the coronavirus?



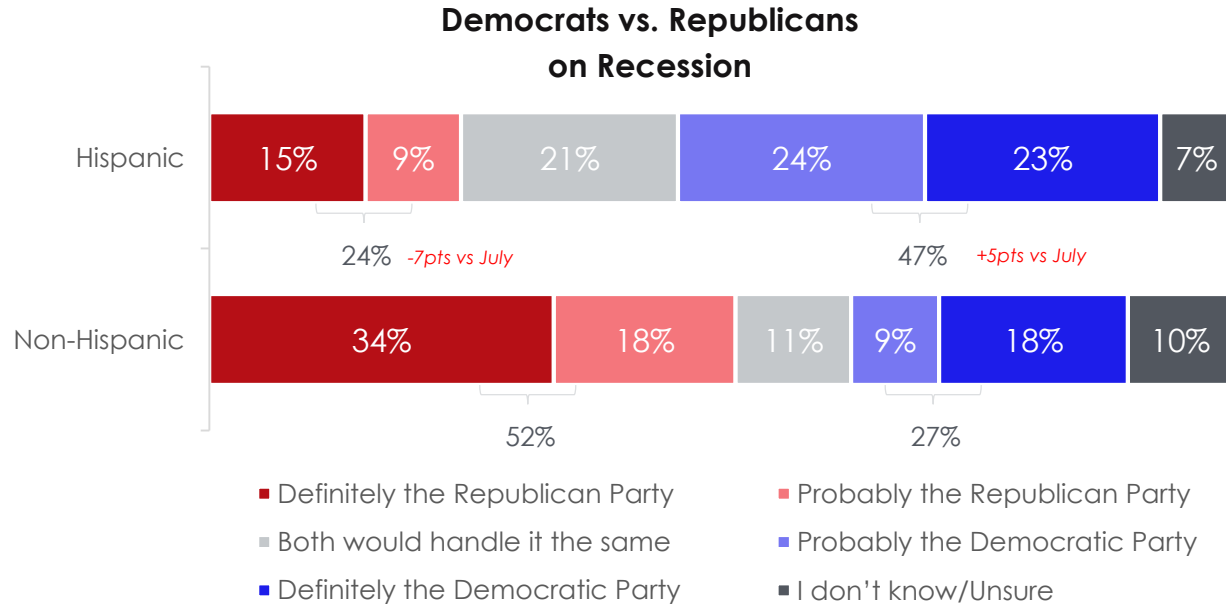
PRESIDENTIAL CANDIDATE BEST ABLE TO HANDLE AN ECONOMIC RECESSION TOP TWO BOX:
-BIDEN: HISPANICS 52%, NON-HISPANICS 33%
-TRUMP: HISPANICS 28%, NON-HISPANICS 53%

Which presidential candidate would best be able to handle an economic recession, President Donald Trump or Joe Biden?



POLITICAL PARTY BEST ABLE TO HANDLE AN ECONOMIC RECESSION TOP TWO BOX:
-REPUBLICAN: HISPANICS 24%, NON-HISPANICS 52%
-DEMOCRATIC: HISPANICS 47%, NON-HISPANICS 27%

Which political party would best be able to handle an economic recession, the Republican Party or the Democratic Party?



HEALTHCARE

ABOUT 60% OF RESPONDENTS RANK BRINGING DOWN PRICE OF HEALTH INSURANCE DEDUCTIBLES, COPAYS, AND PREMIUMS AS TOP HEALTHCARE PRIORITY -FOR HISPANICS, IMPROVING ACCESS TO HEALTH CARE RANKS SECOND

Other than the ongoing Coronavirus issues, which TWO of the following do you believe should be the top priorities when it comes to our nation's health care system...

Please rank the two top priorities when it comes to our nation's health care system, with 1 being the most important, and 2 being the 2nd most important.

Statement	Hispanic		Non-Hispanic	
	Selected	Rank Index	Selected	Rank Index
Bringing down the price of health insurance deductibles, copays and premiums	59%	143	58%	154
Improving access to health care	45%	129	37%	94
Lowering the price of prescription drugs	39%	95	55%	132
Ensuring that the latest drugs and treatments are available to patients	31%	74	29%	68
Dealing with the opioid/painkiller addiction epidemic	25%	59	21%	51

*The rank index is calculated by combining both how often each statement was chosen, and the ranking of each respondent's top 2 statements

- MAJORITY AGREE PEOPLE SHOULD BE REQUIRED TO WEAR FACEMASKS AND MAINTAIN SOCIAL DISTANCING UNTIL THREAT FROM CORONAVIRUS IS GONE; DRUG ABUSE IS A SERIOUS PUBLIC HEALTH ISSUE
- OVER 60% HISPANICS, 50% NON-HISPANICS AGREE GOVERNMENT FUNDED HEALTH INSURANCE SHOULD BE AVAILABLE TO EVERYONE IN THE UNITED STATES
- OVER 50% OF RESPONDENTS AGREE THE BEST WAY TO ADDRESS HEALTHCARE ISSUES IN THE UNITED STATES IS TO IMPROVE THE CURRENT SYSTEM, INCLUDING IMPROVING THE AFFORDABLE CARE ACT
- HISPANICS MUCH LESS LIKELY TO BE GENERALLY SATISFIED WITH HEALTHCARE COVERAGE
- HISPANICS GREATER AGREEMENT GOVT SHOULD ELIMINATE ALL PRIVATE HEALTH INSURANCE AND REPLACE IT WITH GOVT RUN PROGRAM LIKE MEDICARE

How much do you agree or disagree with each of the following statements? **[Healthcare - 1 of 2]**

Statement	Hispanic		Non-Hispanic	
	Agree	Disagree	Agree	Disagree
People should be required to wear facemasks in public until the threat from coronavirus is gone	74%	12%	71%	17%
Drug abuse is a serious public health issue in the United States.	71%	11%	83%	4%
People should be required to maintain social distancing (i.e., stay at least 6 feet away from other people) until the threat from coronavirus is gone	68%	12%	74%	12%
Government funded health insurance should be available to everyone in the United States.	63%	18%	50%	34%
The best way to address healthcare issues in the United States is to improve the current system, including improving the Affordable Care Act (also known as Obamacare).	54%	13%	50%	28%
I am generally satisfied with my healthcare coverage.	51%	20%	68%	16%
Medicare For All (that includes the elimination of all private health insurance) would not negatively impact the quality or availability of healthcare services in the United States.	41%	26%	33%	43%
The Government should eliminate all private health insurance and replace it with a Government-run program like Medicare.	38%	29%	23%	55%

5 pt Scale: Agree = 4,5, Disagree = 1,2, Neutral = 3 (not reported), No opinion = 0 (Not reported)

Agree and Disagree above will not sum to 100%

Among registered voters 18+

Source: Univision political tracker in collaboration with Media Predict as of September 2020



- ALMOST 40% OF RESPONDENTS AGREE ABORTIONS SHOULD BE LEGAL ONLY IN FIRST TRIMESTER OF PREGNANCY
- HISPANICS FAR LOWER AGREEMENT MEDICAID AND MEDICARE ARE WORKING WELL NOW

RESPONDENTS DISAGREE:

- GOVT FUNDS SHOULD BE USED TO PAY FOR ABORTIONS
- ABORTIONS SHOULD BE AVAILABLE ANY TIME DURING PREGNANCY
- IN ORDER TO PAY FOR UNIVERSAL GOVT FUNDED HEALTH INSURANCE THE GOVT SHOULD RAISE MY TAXES

How much do you agree or disagree with each of the following statements? **[Healthcare - 2 of 2]**

Statement	Hispanic		Non-Hispanic	
	Agree	Disagree	Agree	Disagree
Abortion should be legal only in the first trimester of pregnancy	36%	30%	39%	35%
Medicaid and Medicare are working well now.	33%	30%	45%	22%
In order to pay for universal government funded health insurance, the govt should raise my taxes.	26%	39%	24%	57%
Abortion should be available to a woman at any time during her pregnancy	24%	49%	34%	50%
Government funds should be used to pay for abortions.	23%	53%	22%	55%

5 pt Scale: Agree = 4,5, Disagree = 1,2, Neutral = 3 (not reported), No opinion = 0 (Not reported)

Agree and Disagree above will not sum to 100%

Among registered voters 18+

Source: Univision political tracker in collaboration with Media Predict as of September 2020

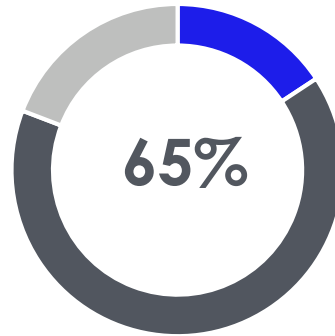


EDUCATION

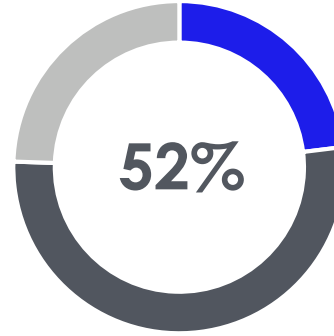
65% OF HISPANICS, 52% NON-HISPANICS BELIEVE THE COUNTRY'S K-12 PUBLIC SCHOOL SYSTEM NEEDS SIGNIFICANT REFORM

State of the Education System

Do you believe that the country's K-12 public school system is working well as it is, does it need significant reforms, or does it need a complete overhaul?



Hispanics



Non-Hispanics

- It needs a complete overhaul
- It needs significant reform
- It is working well as it is

**-ABOUT 50% OF RESPONDENTS AGREE THE PUBLIC SCHOOLS IN THEIR NEIGHBORHOOD ARE GOOD
 -ABOUT 40% AGREE: GIVING UNDERPERFORMING PUBLIC SCHOOLS MORE MONEY BEST WAY TO HELP THEM IMPROVE;
 GIVING PARENTS CHOICES THROUGH EITHER VOUCHERS OR CHARTER SCHOOLS IS THE BEST WAY TO HELP CHILDREN IN DISTRICTS WITH POORLY PERFORMING SCHOOLS**

HISPANICS GREATER AGREEMENT:

**-FEDERAL GOVT SHOULD PAY DOWN STUDENT LOANS ; PUBLIC UNIVERSITIES AND COMMUNITY COLLEGE SHOULD BE FREE TO ATTEND AND PAID FOR BY TAXPAYERS
 -MORE MONEY NEEDS TO BE SPENT ON PUBLIC SCHOOLS EVEN IF IT MEANS RAISING MY TAXES SIGNIFICANTLY**

How much do you agree or disagree with each of the following statements? [Education – 1 of 2]

Statement	Hispanic		Non-Hispanic	
	Agree	Disagree	Agree	Disagree
The federal government should pay down student loans for more people who borrowed money to go to college.	60%	22%	37%	41%
More emphasis should be placed on trade schools.	56%	13%	65%	8%
The public schools in my neighborhood are good.	49%	17%	53%	15%
More money needs to be spent on public schools even if it means raising my taxes significantly	47%	29%	33%	37%
Public universities and community colleges should be free to attend and paid for by taxpayers.	47%	21%	33%	48%
Giving underperforming public schools more money is the best way to help them improve.	43%	20%	36%	37%
Giving parents choices in schools through either vouchers or charter schools is the best way to help children in districts with poorly performing schools.	40%	18%	47%	18%

5 pt Scale: Agree = 4,5, Disagree = 1,2, Neutral = 3 (not reported), No opinion = 0 (Not reported)

Agree and Disagree above will not sum to 100%

Among registered voters 18+

Source: Univision political tracker in collaboration with Media Predict as of September 2020



ABOUT 40% RESPONDENTS AGREE:

-CHARTER SCHOOLS USE MONEY THAT WOULD BE BETTER SPEND IN TRADITIONAL PUBLIC SCHOOLS

-CHARTER SCHOOLS ARE A GOOD WAY TO PROVIDE BETTER EDUCATION OPTIONS FOR PARENTS AND STUDENTS (HIGHER AMONG NON-HISPANICS)

-ABOUT 40% DISAGREE A COLLEGE EDUCATION IS THE ONLY WAY TO A GOOD-PAYING JOB

How much do you agree or disagree with each of the following statements? **[Education – 2 of 2]**

Statement	Hispanic		Non-Hispanic	
	Agree	Disagree	Agree	Disagree
Charter schools use money that would be better spent in traditional public schools.	39%	19%	41%	28%
Charter schools are a good way to provide better education options for parents and students.	39%	21%	46%	24%
A college education is the only way to a good-paying job.	31%	42%	30%	48%

5 pt Scale: Agree = 4,5, Disagree = 1,2, Neutral = 3 (not reported), No opinion = 0 (Not reported)

Agree and Disagree above will not sum to 100%

Among registered voters 18+

Source: Univision political tracker in collaboration with Media Predict as of September 2020



**PUBLIC SAFETY
POLICE REFORM
PROTESTS**

MAJORITY OF RESPONDENTS AGREE STRICTER BACKGROUND CHECKS ON THE SALE OF GUNS BEST WAY TO REDUCE GUN VIOLENCE (HISPANICS HIGHER)

-ABOUT 45% OF RESPONDENTS AGREE THAT STRICTER GUN CONTROL LAWS WOULD REDUCE CRIME

ABOUT 60% OF RESPONDENTS AGREE:

-I SUPPORT SECOND AMENDMENT RIGHTS

-ASSAULT RIFLES SHOULD BE BANNED

-HISPANICS FAR LESS AGREEMENT LOCAL AND STATE AUTHORITIES SHOULD COOPERATE WITH FEDERAL IMMIGRATION AUTHORITIES

-RESPONDENTS DISAGREE CRIME IS GETTING WORSE IN MY NEIGHBORHOOD, I FEEL LESS SAFE IN MY NEIGHBORHOOD THAN A YEAR AGO

How much do you agree or disagree with each of the following statements? **[Public Safety]**

Statement	Hispanic		Non-Hispanic	
	Agree	Disagree	Agree	Disagree
Stricter background checks on the sale of guns is the best way to reduce gun violence	73%	14%	62%	23%
I support Second Amendment gun rights	64%	16%	67%	14%
Assault rifles should be banned	59%	25%	55%	27%
Local and State authorities should cooperate with federal immigration authorities	52%	23%	67%	10%
I believe that stricter gun control laws would reduce crime	45%	29%	44%	40%
I feel less safe in my neighborhood than I did a year ago	33%	37%	27%	47%
Crime is getting worse in my neighborhood	29%	36%	23%	46%

5 pt Scale: Agree = 4.5, Disagree = 1.2, Neutral = 3 (not reported), No opinion = 0 (Not reported)

Agree and Disagree above will not sum to 100%

Among registered voters 18+

Source: Univision political tracker in collaboration with Media Predict as of September 2020



- MAJORITY OF RESPONDENTS AGREE LOCAL POLICE DO A GOOD JOB
- ABOUT 60% HISPANICS, 70% NON-HISPANICS AGREE THE POLICE MAKE MY NEIGHBORHOOD SAFER; I TRUST THE POLICE IN MY NEIGHBORHOOD
- HISPANICS GREATER AGREEMENT CRIMINAL JUSTICE SYSTEM IN THE US TREATS MINORITIES UNFAIRLY; GREATER DISAGREEMENT POLICE IN THE US TREAT MINORITIES FAIRLY
- HISPANICS FAR LOWER AGREEMENT LESS POLICE IN MY NEIGHBORHOOD WOULD CAUSE CRIME TO GO UP SIGNIFICANTLY
- RESPONDENTS DISAGREE LOCAL GOVT SHOULD COMPLETELY DEFUND THE POLICE OR SIGNIFICANTLY REDUCE RESOURCES AND USE MONEY FOR OTHER PURPOSES

How much do you agree or disagree with each of the following statements? **[Police Reform]**

Statement	Hispanic		Non-Hispanic	
	Agree	Disagree	Agree	Disagree
My local police do a good job	60%	15%	72%	9%
The police make my neighborhood safer	57%	11%	73%	8%
I trust the police in my neighborhood	57%	21%	72%	10%
The criminal justice system in the United States treats minorities unfairly	56%	19%	41%	39%
Less police in my neighborhood would cause crime to go up significantly	52%	20%	62%	15%
I believe that police in the United States generally treat minorities fairly	37%	41%	53%	29%
My local government should significantly reduce the resources for police and use the money for other purposes	30%	47%	17%	66%
My local government should completely defund the police	26%	52%	13%	74%

5 pt Scale: Agree = 4,5, Disagree = 1,2, Neutral = 3 (not reported), No opinion = 0 (Not reported)

Agree and Disagree above will not sum to 100%

Among registered voters 18+

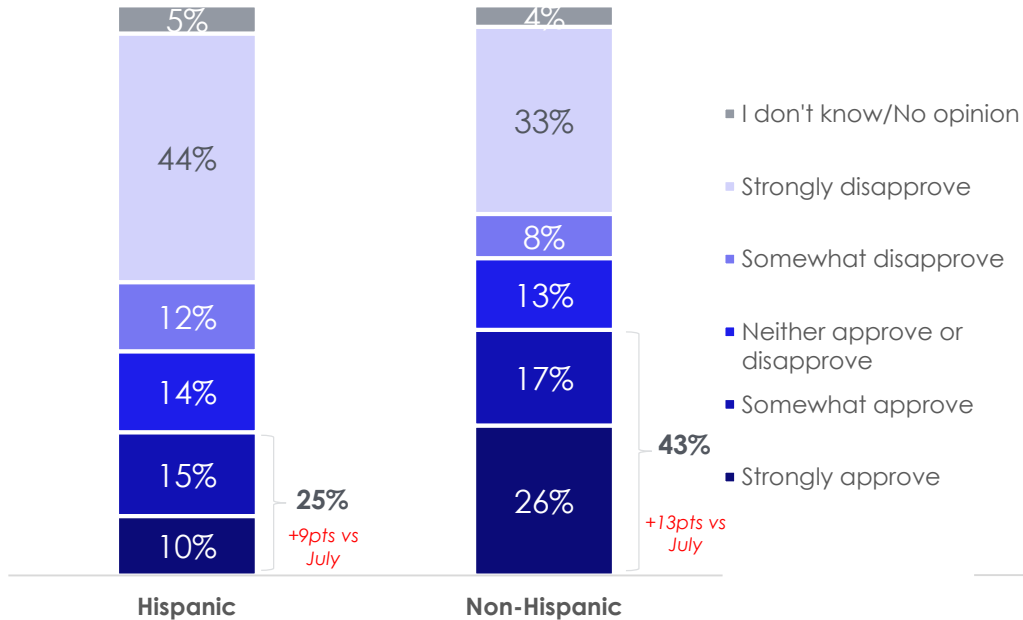
Source: Univision political tracker in collaboration with Media Predict as of September 2020



TRUMP APPROVE HANDLING OF PROTEST TOP TWO BOX:
-STRONGLY/SOMEWHAT APPROVE: HISPANICS 25%, NON-HISPANICS 43%
BIDEN HANDLING OF PROTESTS BETTER OR WORSE TOP TWO BOX:
-SOMEWHAT/MUCH BETTER: 47% HISPANICS, NON-HISPANICS 37%

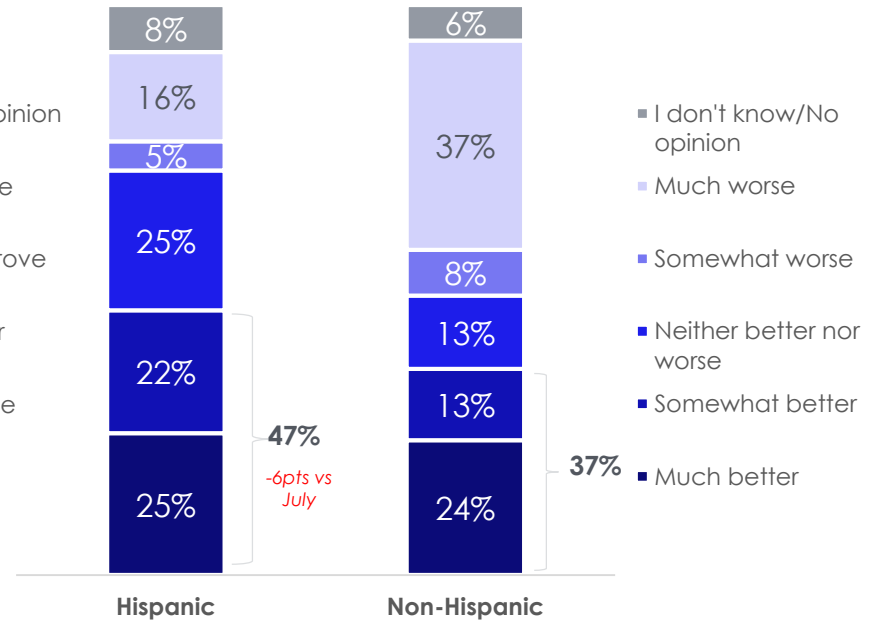
Trump Handling of Protests

All Respondents

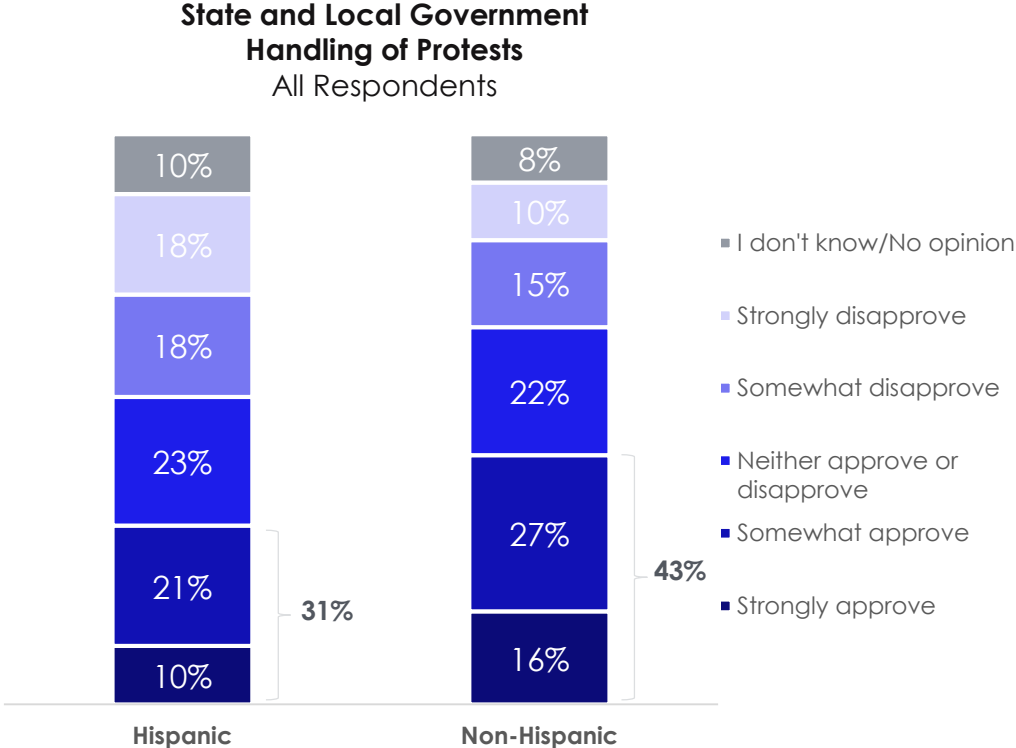


Biden Handling of Protests Better or Worse

All Respondents



STATE AND LOCAL GOVT HANDLING OF PROTESTS TOP TWO BOX: STRONGLY/SOMEWHAT APPROVE HISPANICS 31%, NON-HISPANICS 43%



Among registered voters 18+
Source: Univision political tracker in collaboration with Media Predict as of September 2020

MAJORITY RESPONDENTS AGREE (NON-HISPANICS HIGHER):

-PEOPLE THAT HAVE BEEN LOOTING AND DAMAGING PROPERTY SHOULD BE ARRESTED AND PROSECUTED, LOOTING AND DESTRUCTION OF PROPERTY DURING THE PROTESTS SHOULD HAVE BEEN STOPPED IMMEDIATELY, I AM VERY CONCERNED/HAVE BECOME MORE CONCERNED ABOUT THE VIOLENCE AND LOOTING THAT IS OCCURRING IN SOME AMERICAN CITIES

-OVER 60% OF RESPONDENTS APPROVE OF THE NON-VIOLENT PROTESTS, BELIEVE THAT ORGANIZED OUTSIDE GROUPS HAVE BEEN MOSTLY RESPONSIBLE FOR THE VIOLENCE AND DAMAGE TO PROPERTY DURING THE PROTESTS

-HISPANICS LOWER AGREEMENT NATIONAL GUARD; US ARMED FORCES SHOULD BE CALLED IN TO HELP LOCAL LAW ENFORCEMENT

How much do you agree or disagree with each of the following statements? [Race Relations]

Statement	Hispanic		Non-Hispanic	
	Agree	Disagree	Agree	Disagree
The people that have been looting and damaging property should be arrested and prosecuted	75%	9%	84%	6%
The looting and destruction of property during the protests should have been stopped immediately	72%	10%	81%	6%
I approve of the non-violent protests that started after the death of George Floyd in June 2020	68%	15%	59%	22%
I am very concerned about the violence and looting that is occurring in some American cities	66%	15%	76%	10%
I believe that organized outside groups have been mostly responsible for the violence and damage to property during the protests	61%	13%	70%	10%
I have become more concerned over the past few weeks about the violence and looting that is occurring in some American cities	59%	18%	66%	13%
If necessary, the national guard should be called in to help local law enforcement	55%	20%	68%	14%
If necessary, the United States Armed Forces should be called in to help local law enforcement	45%	32%	57%	25%

5 pt Scale: Agree = 4,5, Disagree = 1,2, Neutral = 3 (not reported), No opinion = 0 (Not reported)

Agree and Disagree above will not sum to 100%

Among registered voters 18+

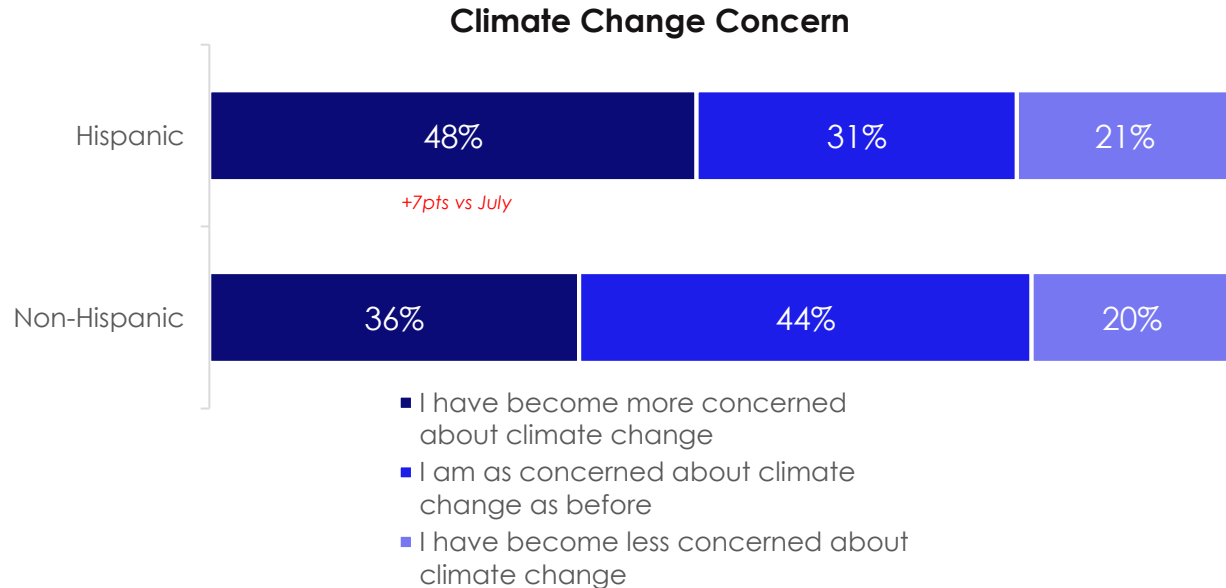
Source: Univision political tracker in collaboration with Media Predict as of September 2020



CLIMATE CHANGE

OVER THE PAST YEAR OR SO, 48% OF HISPANICS AND 36% OF NON-HISPANICS HAVE BECOME MORE CONCERNED ABOUT CLIMATE CHANGE

On the issue of climate change, over the past year or so have you become more concerned about this issue, less concerned about it, or about the same as before?



**HISPANICS FAR GREATER AGREEMENT:
 -CLIMATE CHANGE IS A VERY BIG THREAT TO PLANET
 -A RESULT OF HUMAN ACTIVITY
 -ACTION SHOULD BE TAKEN EVEN IF IT MEANS SIGNIFICANT INCREASE IN MY TAXES**

How much do you agree or disagree with each of the following statements? **[Climate Change]**

Statement	Hispanic		Non-Hispanic	
	Agree	Disagree	Agree	Disagree
Climate change is a very big threat to the planet.	82%	7%	62%	23%
Climate change is a result of human activity.	74%	11%	60%	19%
Action should be taken on the environment even if it means a significant increase in my taxes.	50%	26%	39%	38%

5 pt Scale: Agree = 4,5, Disagree = 1,2, Neutral = 3 (not reported), No opinion = 0 (Not reported)

Agree and Disagree above will not sum to 100%

Among registered voters 18+

Source: Univision political tracker in collaboration with Media Predict as of September 2020



IMMIGRATION

-67% HISPANICS, 53% NON-HISPANICS AGREE WE SHOULD PROVIDE A PATHWAY TO LEGAL STATUS FOR UNDOCUMENTED IMMIGRANTS WHO HAVE BEEN IN THE US AND NOT COMMITTED A SERIOUS CRIME
-ABOUT 50% RESPONDENTS AGREE WE SHOULD REFORM IMMIGRATION LAWS TO GIVE HIGHER PRIORITY TO PEOPLE WITH NEEDED SKILLS AND EDUCATION
-HISPANICS GREATER SUPPORT FOR EXISTENCE OF SANCTUARY CITIES EVEN IF IT MEANS A LOSS OF SOME FEDERAL FUNDING; GOVT BENEFITS SHOULD BE PROVIDED TO UNDOCUMENTED IMMIGRANTS FREE OF COST (NON-HISPANICS GREATER DISAGREEMENT)

How much do you agree or disagree with each of the following statements? *[Immigration]*

Statement	Hispanic		Non-Hispanic	
	Agree	Disagree	Agree	Disagree
We should provide a pathway to legal status (including citizenship) for undocumented immigrants who have been in the U.S. and have not committed a serious crime.	67%	12%	53%	27%
We should reform immigration laws to give higher priority to people with needed skills and education.	50%	20%	46%	19%
There are too many undocumented immigrants crossing the border into the United States.	45%	28%	62%	17%
I think that we should increase resources dedicated to managing the situation at the southern border of the U.S.	42%	23%	63%	13%
I support the existence of sanctuary cities even if it means a loss of some federal funding	42%	29%	26%	50%
It should not be a crime to cross the border illegally.	37%	34%	19%	62%
Government benefits, like healthcare, should be provided to undocumented immigrants free of cost.	31%	41%	18%	65%

5 pt Scale: Agree = 4,5, Disagree = 1,2, Neutral = 3 (not reported), No opinion = 0 (Not reported)

Agree and Disagree above will not sum to 100%

Among registered voters 18+

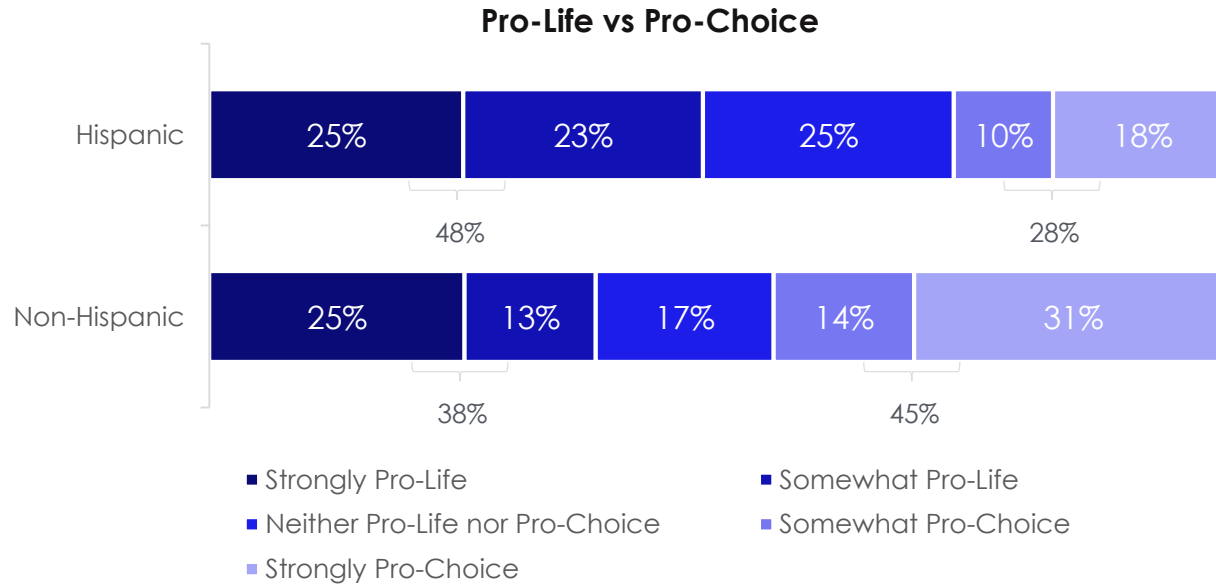
Source: Univision political tracker in collaboration with Media Predict as of September 2020



PRO LIFE OR PRO CHOICE

-48% HISPANICS, 38% NON-HISPANICS STRONGLY/SOMEWHAT PRO-LIFE
-28% HISPANICS, 45% NON-HISPANICS STRONGLY/SOMEWHAT PRO-CHOICE

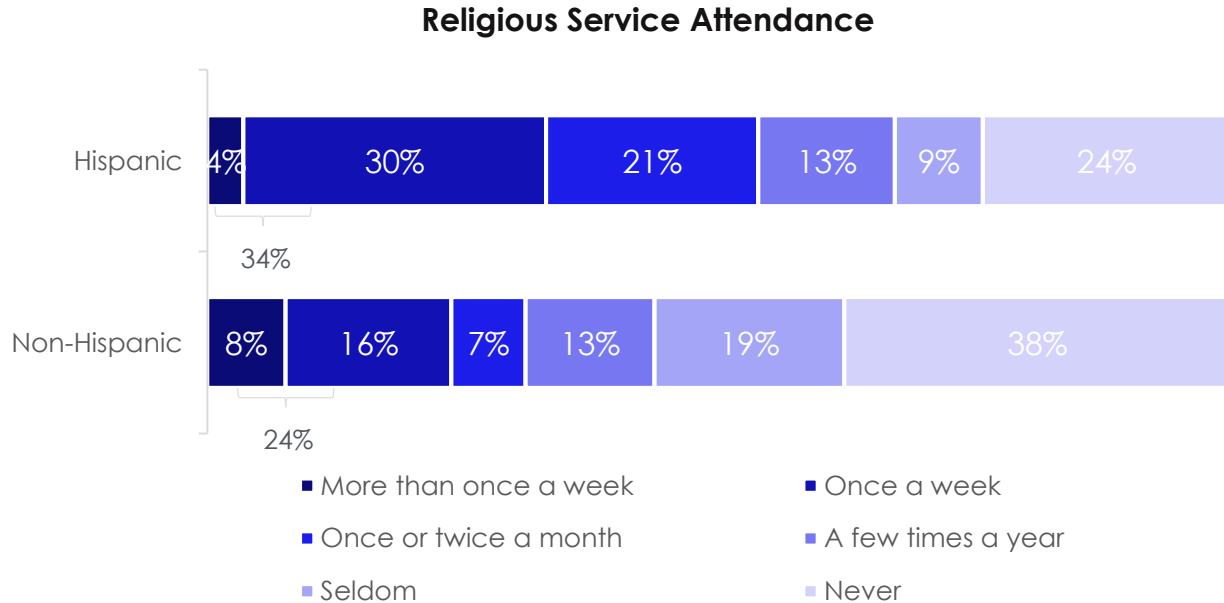
On the issue of abortion, do you consider yourself to be Pro-Life or Pro-Choice?



RELIGIOUS SERVICE ATTENDANCE

BEFORE PANDEMIC, 34% OF HISPANICS AND 24% OF NON-HISPANICS ATTENDED RELIGIOUS SERVICE ONCE A WEEK OR MORE

To the best of your recollection, how often did you attend religious services before the coronavirus pandemic began?





THANK YOU