

# UNIVISION & MEDIA PREDICT

2020 PRESIDENTIAL  
ELECTION TRACKER

**Philadelphia**  
September



MP



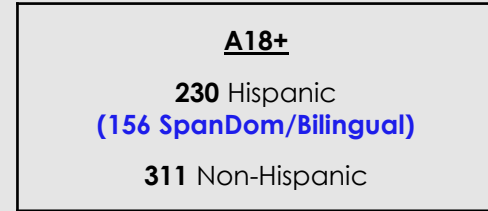
# OBJECTIVES

- Measure current landscape of the 2020 candidates for president and other offices
- Assess voter sentiments towards current government officials and bodies
- Understand key issues and their degree of importance as motivators to vote

# METHODOLOGY

Philadelphia - A18+

- Online survey of **541** registered voters 18+

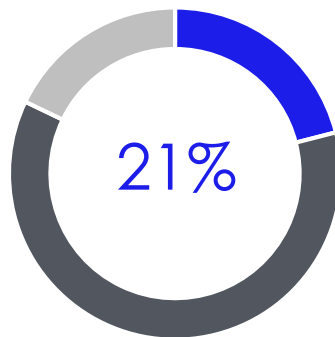


- In field 8/28/2020 – 9/24/2020
- Weighted to the registered voter universe by age, gender, education, and census division.
- **This Report: Hispanic SpanDom/Bilingual vs Non-Hispanic**

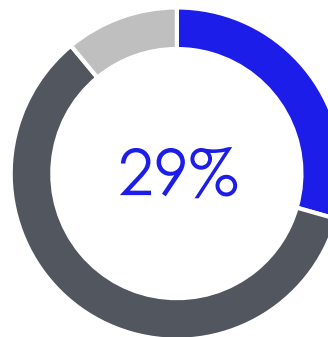
# ONLY 21% OF HISPANICS, 29% NON-HISPANICS FEEL UNITED STATES IS HEADED IN RIGHT DIRECTION

## Right Direction or Wrong Track

*In general, do you believe that the United States is headed in the right direction, or has gone off on the wrong track?*



**Hispanics**



**Non-Hispanics**

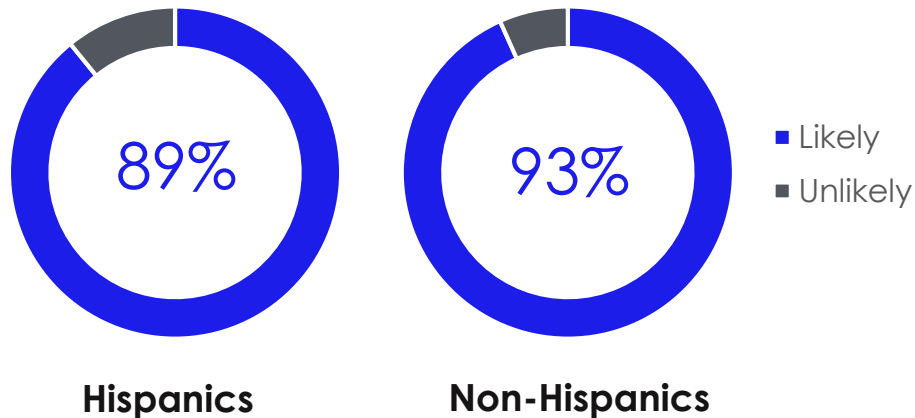
- Right direction
- Wrong track
- Unsure

**2020 VOTE**

# ABOUT 90% OF ALL RESPONDENTS PLAN TO VOTE IN GENERAL ELECTION

## Likelihood to Vote in 2020

*On a scale of 1 to 10, how likely or unlikely are you to vote in the 2020 General Election, being held on November 3, 2020?*



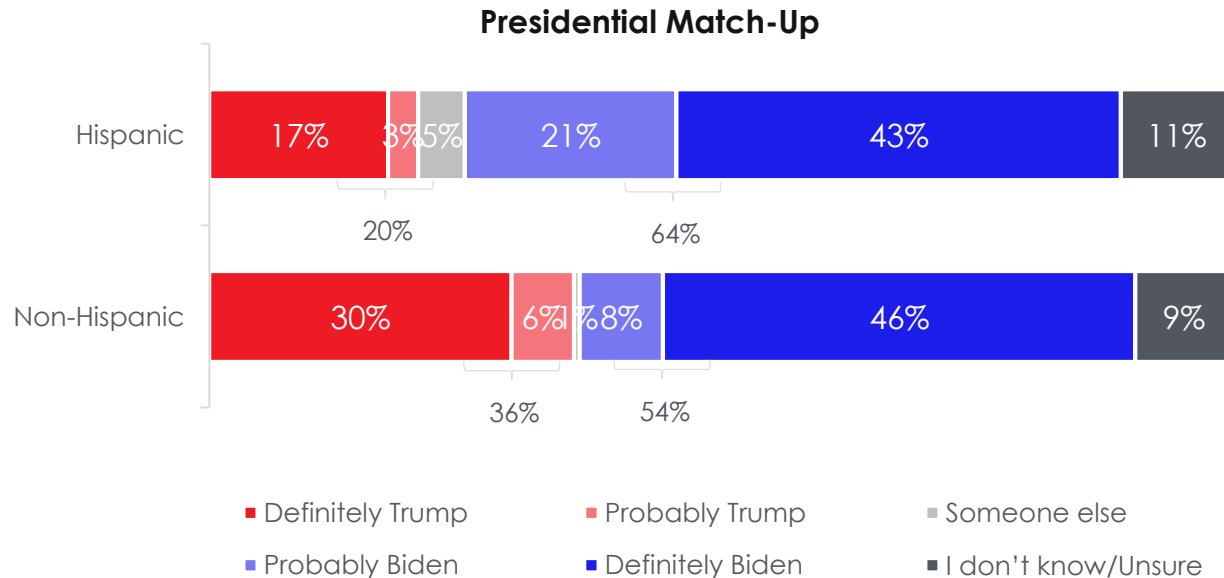
# TOP TWO BOX INTEND TO VOTE:

## HISPANICS 64% BIDEN, 20% TRUMP

## NON-HISPANICS 54% BIDEN, 36% TRUMP

### DON'T KNOW/UNSURE: 11% HISPANIC, 9% NON-HISPANIC

Based on what you know today, do you intend to vote for President Donald Trump, Democratic nominee Joe Biden, or someone else in the coming presidential election?

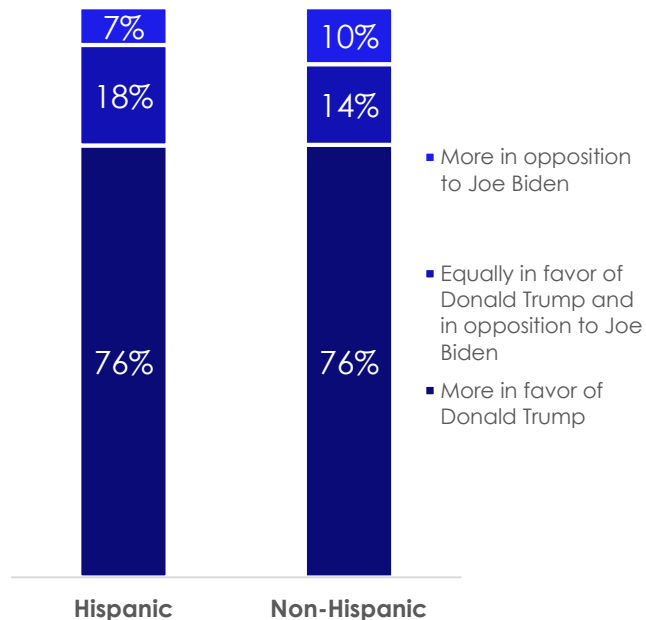


## TRUMP VOTERS MORE ENTHUSIASTIC

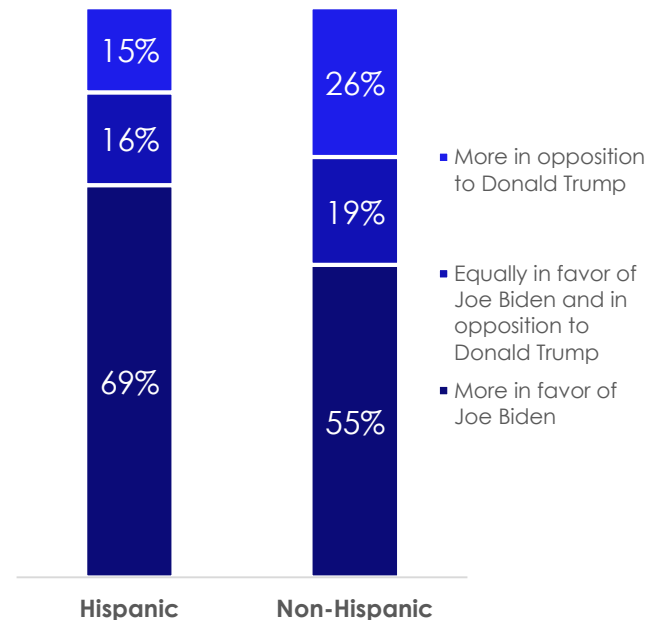
-TRUMP VOTERS: 7% HISPANICS, 10% NON-HISPANICS WILL DO SO IN OPPOSITION TO BIDEN;  
76% OF RESPONDENTS BECAUSE THEY FAVOR TRUMP

-BIDEN VOTERS: 15% HISPANICS, 26% NON-HISPANICS WILL DO SO IN OPPOSITION TO TRUMP,  
69% HISPANICS, 55% NON-HISPANICS BECAUSE THEY FAVOR BIDEN

### Voting Trump: Favor Trump or Oppose Biden

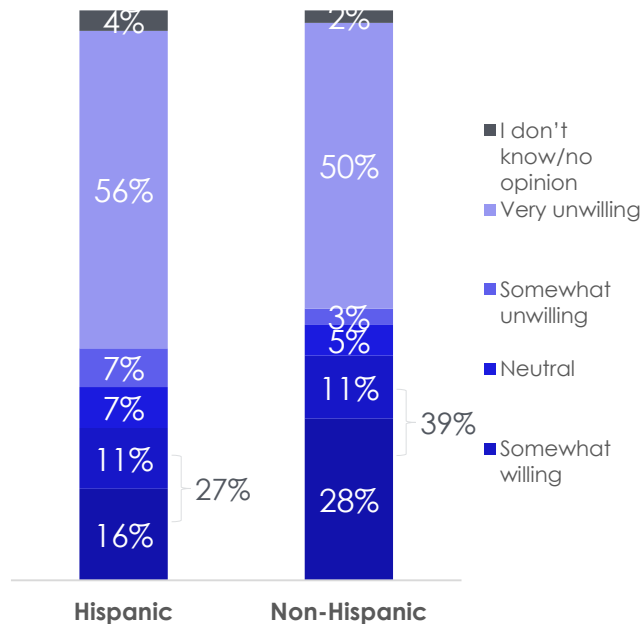


### Voting Biden: Favor Biden or Oppose Trump

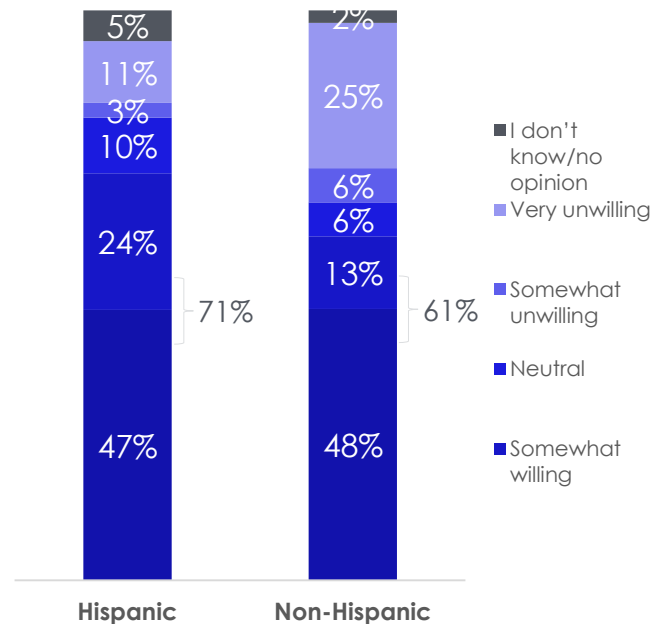


**-27% HISPANICS, 39% NON-HISPANICS SOMEWHAT/VERY WILLING TO VOTE FOR TRUMP**  
**-71% HISPANICS, 61% NON-HISPANICS SOMEWHAT/VERY WILLING TO VOTE FOR BIDEN**

Willingness to Vote for Trump



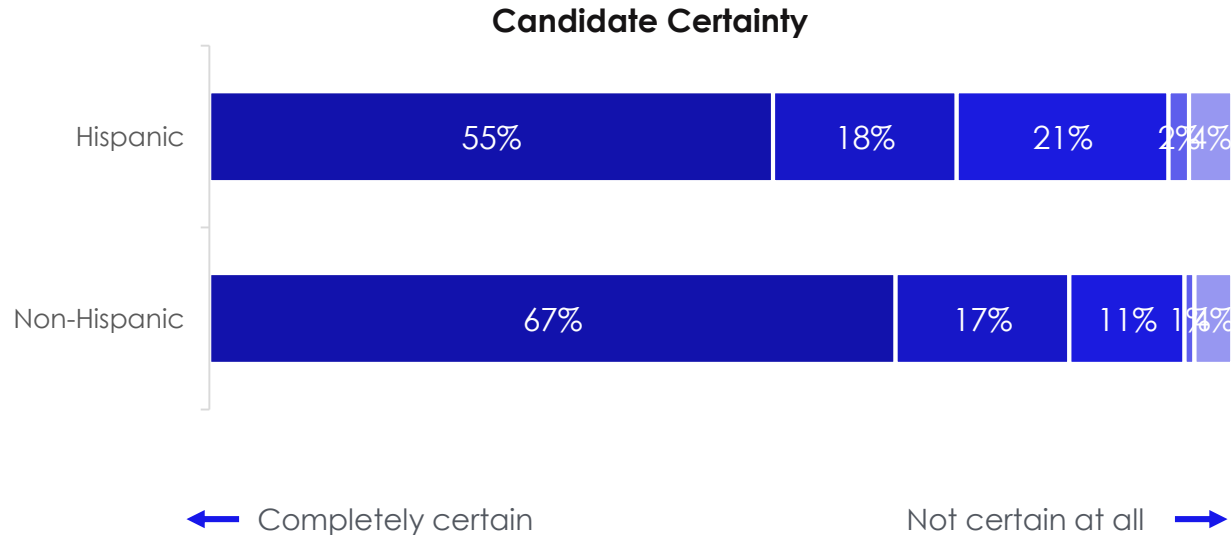
Willingness to Vote for Biden





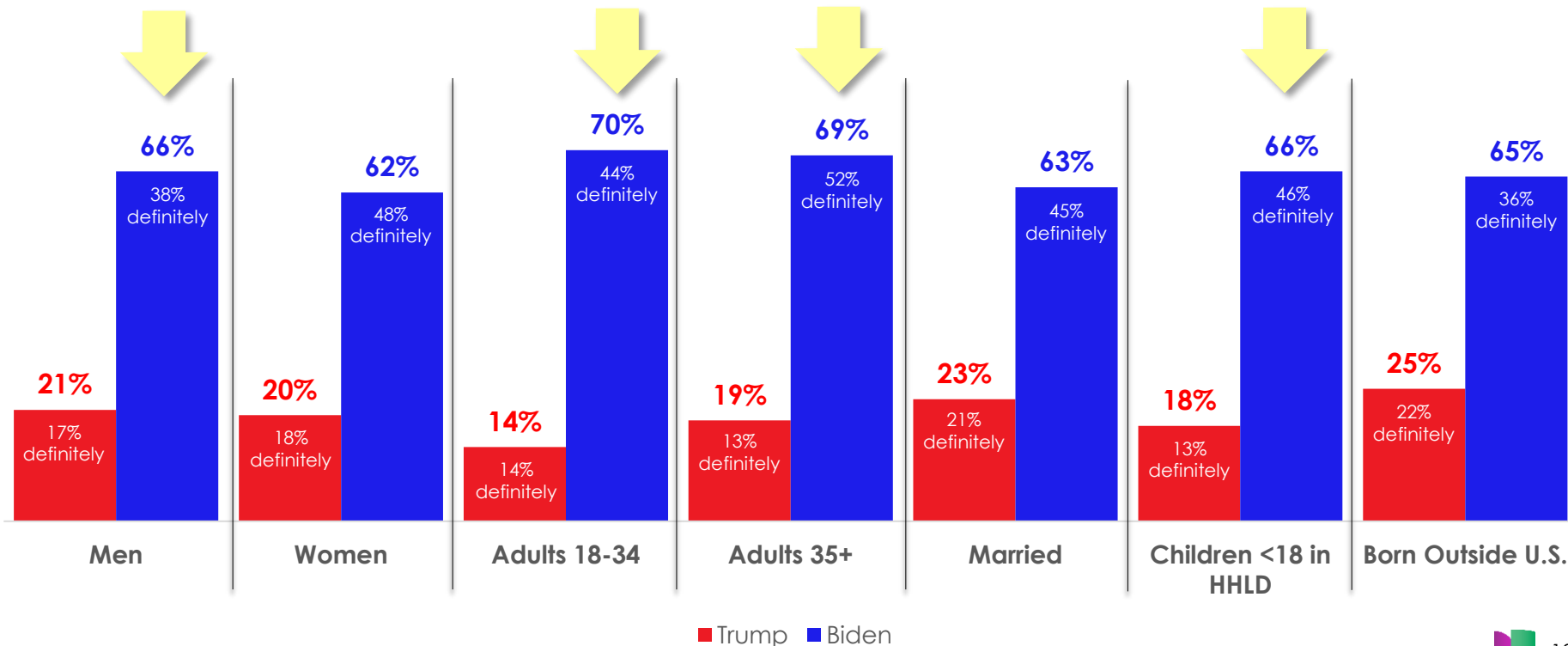
# HISPANICS FAR LESS CERTAIN OF PRESIDENTIAL CANDIDATE CHOICE THAN NON-HISPANICS

*How certain are you that this is the right choice of candidate for you?*



# STRONGEST HISPANIC OPPORTUNITIES: TRUMP SUPPORTERS: FOREIGN BORN, MARRIED, MEN BIDEN SUPPORTERS: ADULTS 18-34, ADULTS 35+, LIVING WITH CHILDREN<18 HHLDS, MEN

Based on what you know today, do you intend to vote for President Donald Trump, Democratic nominee Joe Biden, or someone else in the coming presidential election?

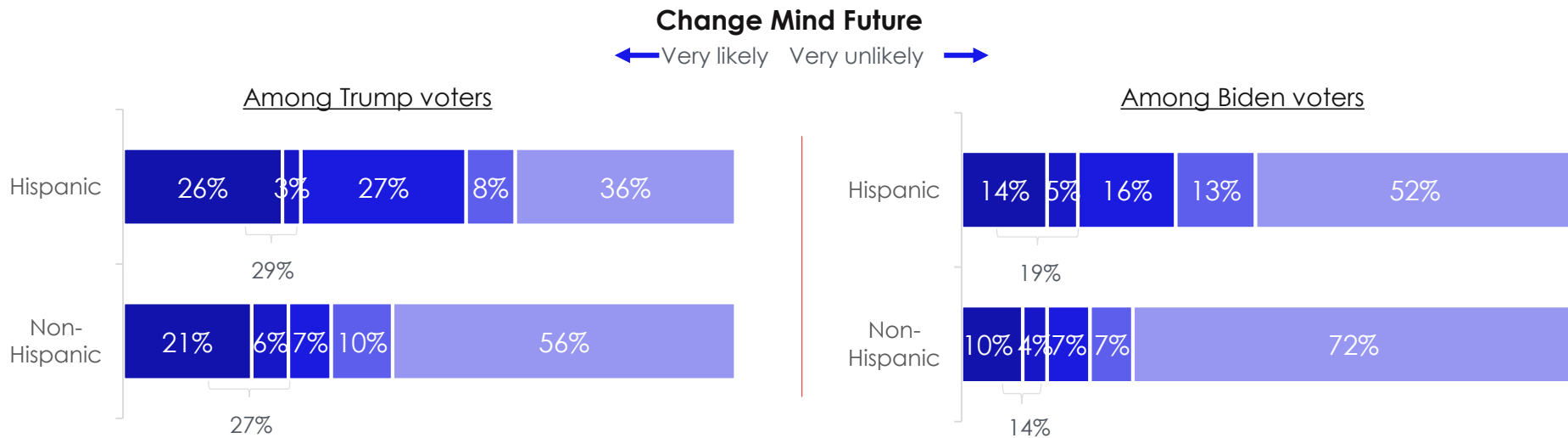




# -AMONG TRUMP VOTERS, JUST UNDER 30% LIKELY TO CHANGE THEIR MIND ABOUT WHO THEY WILL VOTE FOR

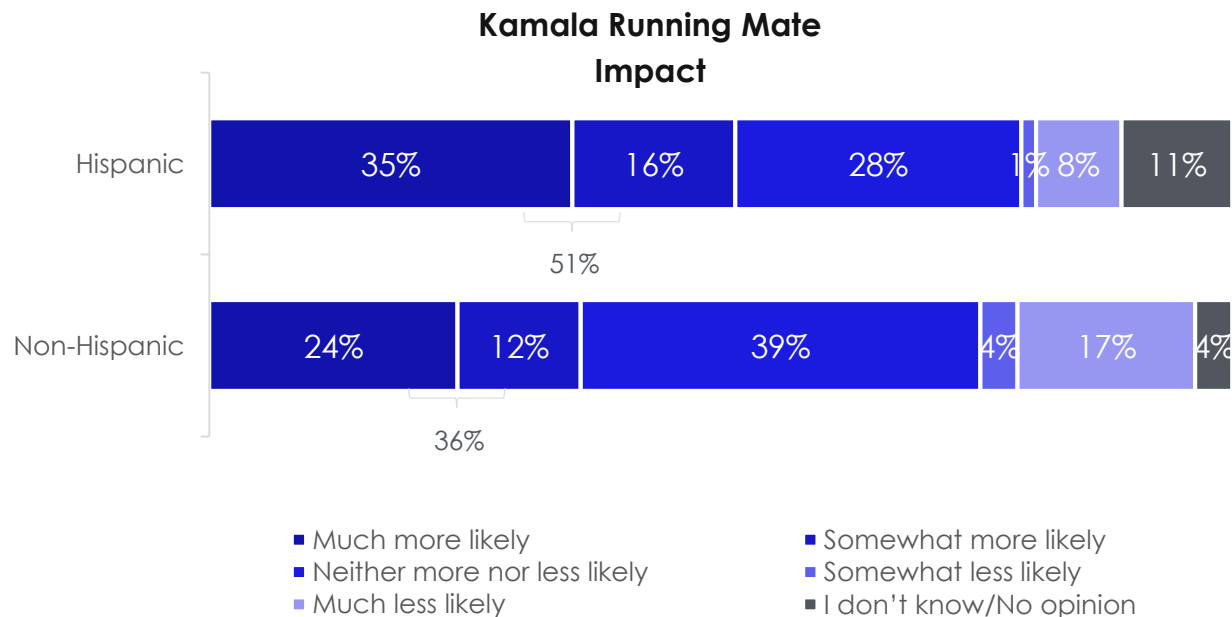
# -AMONG BIDEN VOTERS, 19% OF HISPANICS, 14% NON-HISPANICS LIKELY TO CHANGE THEIR MIND

How likely or unlikely are you to change your mind in the future about who you will vote for in the 2020 Presidential election?



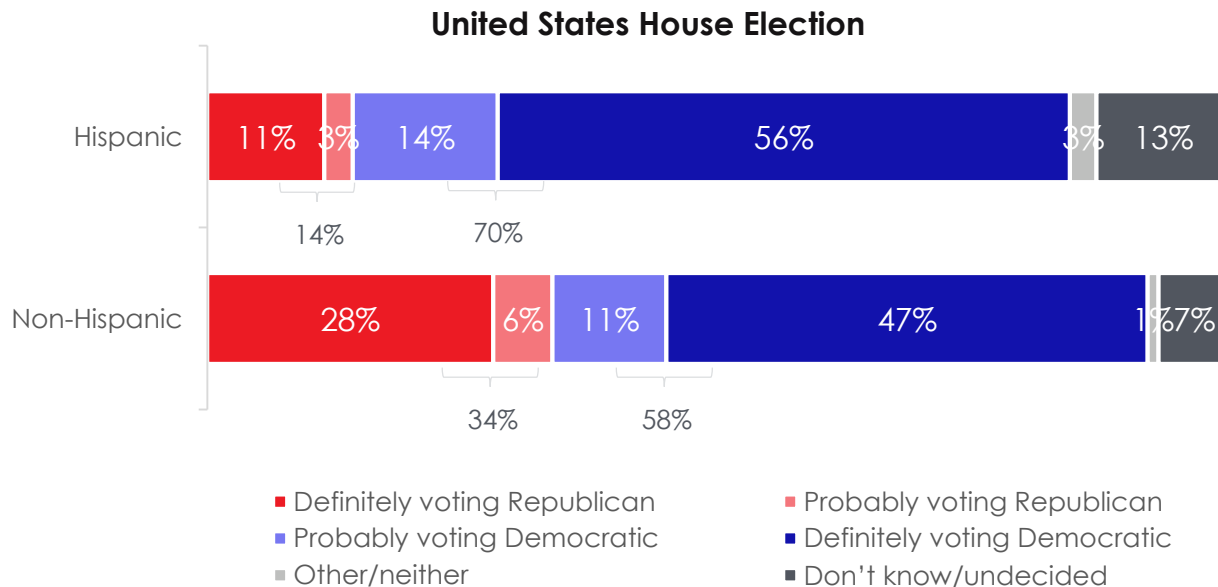
## IMPACT OF KAMALA HARRIS TOP TWO BOX: 51% HISPANICS, 36% NON-HISPANICS MORE LIKELY TO VOTE FOR BIDEN

Joe Biden recently selected Kamala Harris to be his Vice Presidential running mate. Does the selection of Harris make you more or less likely to vote for Joe Biden for President?



**HOUSE ELECTION PARTY VOTING INTENT TOP TWO BOX:**  
**-HISPANICS 70% DEMOCRATIC, 14% REPUBLICAN**  
**-NON-HISPANICS 58% DEMOCRATIC, 34% REPUBLICAN**  
**-13% HISPANICS, 7% NON-HISPANICS DON'T KNOW/UNDECIDED**

*If the election for the United States House of Representatives were held today, which party's candidate would you vote for?*

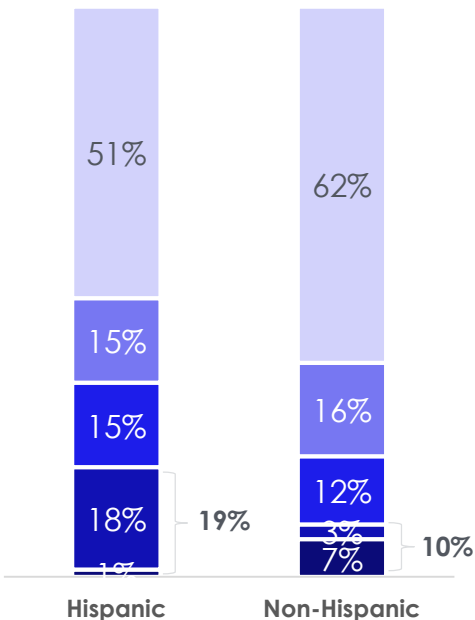


**LIKELIHOOD TO VOTE FOR OTHER PARTY TOP TWO BOX:**

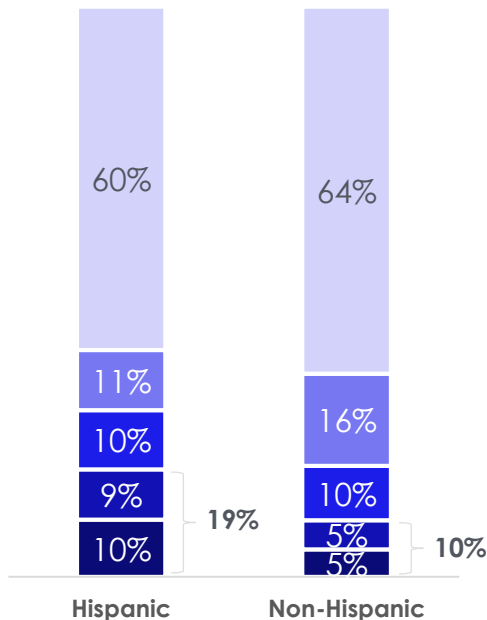
**-AMONG REGISTERED REPUBLICANS: 19% HISPANICS, 10% NON-HISPANICS LIKELY TO VOTE FOR DEM CANDIDATE**

**-AMONG REGISTERED DEMOCRATS: 19% HISPANICS, 10% NON-HISPANICS LIKELY TO VOTE FOR REPUBLICAN CANDIDATE**

**Likelihood to Vote for Democratic Candidate**  
Among Republican Voters



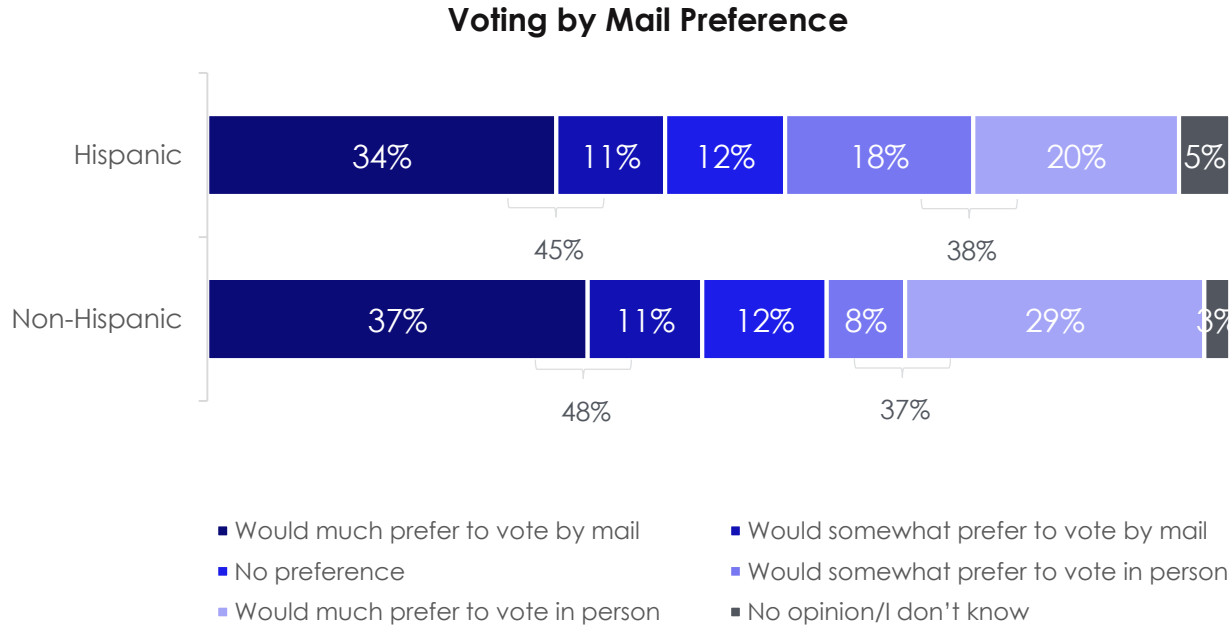
**Likelihood to Vote for Republican Candidate**  
Among Democratic Voters



- Very unlikely
- Somewhat unlikely
- Neither likely nor unlikely
- Somewhat likely
- Very likely

# MIXED SENTIMENT: ABOUT 50% OF RESPONDENTS MUCH/SOMEWHAT PREFER TO VOTE BY MAIL, ABOUT 40% PREFER TO VOTE IN PERSON

Would you prefer to vote by mail, if it is available, or in person in the 2020 Presidential Election?





**-ABOUT 60% OF RESPONDENTS FEEL COMFORTABLE VOTING BY MAIL, AGREE THAT IT IS EASIER TO DO THAN VOTING IN PERSON, AGREE YOU SHOULD HAVE TO REQUEST A MAIL-IN BALLOT FROM YOUR STATE OR LOCAL GOVT IN ORDER TO BE ABLE TO DO SO**

**-48% HISPANICS, 40% NON-HISPANICS AGREE STATE AND LOCAL GOVTS SHOULD MAIL BALLOTS TO EVERYONE ON THE VOTER LIST EVEN IF THEY AREN'T REQUESTED**

**-42% HISPANICS AND ABOUT HALF OF NON HISPANICS AGREE VOTING BY MAIL INCREASES THE CHANCE THAT MY VOTE WILL NOT BE COUNTED AND IS MORE PRONE TO ABUSE AND FRAUD THAN VOTING IN PERSON**

**-HISPANICS GREATER AGREEMENT THAT STATE AND LOCAL GOVTS SHOULD MAIL BALLOTS TO EVERYONE ON THE VOTER LIST EVEN IF SOME OF THE ADDRESSES ARE NOT UP TO DATE OR PEOPLE NO LONGER LIVE IN JURISDICTION COVERED BY VOTER LIST**

*How much do you agree or disagree with each of the following statements? [Mail-In Voting]*

Statement	Hispanic		Non-Hispanic	
	Agree	Disagree	Agree	Disagree
I feel comfortable voting by mail	62%	19%	58%	26%
Voting by mail is easier to do than voting in person	61%	13%	58%	17%
You should have to request a mail-in ballot from your state or local government in order to be able to vote by mail.	55%	18%	60%	17%
My State and local governments should mail ballots to everyone on the voter list even if they aren't requested.	48%	21%	40%	33%
Voting by mail increases the chance that my vote will not be counted	42%	28%	47%	28%
Voting by mail is more prone to abuse and fraud than voting in person	42%	33%	48%	33%
My State and local governments should mail ballots to everyone on the voter list even if some of the addresses are not up to date or some of the people on the list no longer live in the jurisdiction covered by the voter list.	35%	27%	26%	43%

5 pt Scale: Agree = 4,5, Disagree = 1,2, Neutral = 3 (not reported), No opinion = 0 (Not reported)

Agree and Disagree above will not sum to 100%

Among registered voters 18+

Source: Univision political tracker in collaboration with Media Predict as of September 2020



**NET FAV/JOB APPROVAL**

**NET FAV:**  
**-AMONG HISPANICS: DEMOCRATIC PARTY/BIDEN, BLACK LIVES MATTER, HARRIS HIGHEST; TRUMP LOWEST**  
**-AMONG NON-HISPANICS: BIDEN, HARRIS, DEMOCRATIC PARTY HIGHEST; TRUMP LOWEST**

*For each candidate listed below, please indicate if you have a favorable or unfavorable opinion of them.*

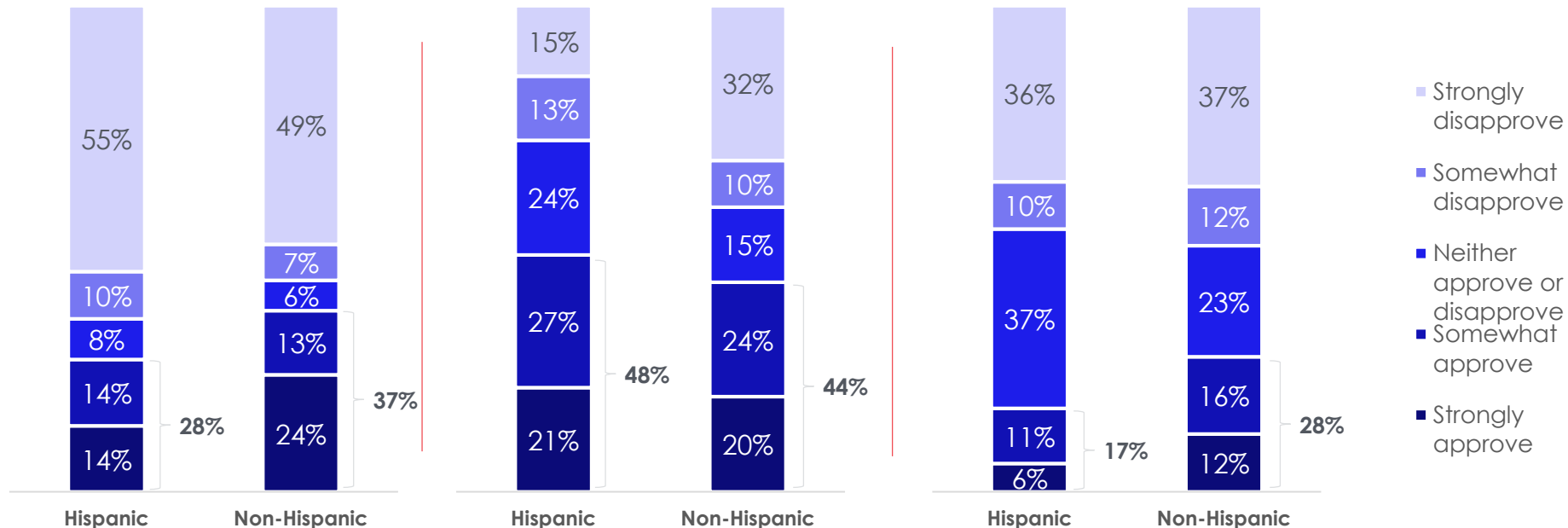
	Hispanic	Non-Hispanic
	Sept 2020	Sept 2020
The Democratic Party	<b>52%</b>	<b>20%</b>
Joe Biden	<b>52%</b>	<b>26%</b>
Black Lives Matter	<b>47%</b>	<b>19%</b>
Kamala Harris	<b>44%</b>	<b>24%</b>
Nancy Pelosi	<b>24%</b>	<b>4%</b>
Chuck Schumer	<b>5%</b>	<b>0%</b>
Mitch McConnell	<b>-30%</b>	<b>-14%</b>
The Republican Party	<b>-30%</b>	<b>-13%</b>
Mike Pence	<b>-32%</b>	<b>-11%</b>
Donald Trump	<b>-34%</b>	<b>-15%</b>

**JOB APPROVAL TOP TWO BOX:**  
**TRUMP: HISPANICS 28%, NON-HISPANICS 37%**  
**PELOSI: HISPANICS 48%, NON-HISPANICS 44%**  
**MCCONNELL: HISPANICS 17%, NON-HISPANICS 28%**

Donald Trump Job Approval

Nancy Pelosi Job Approval

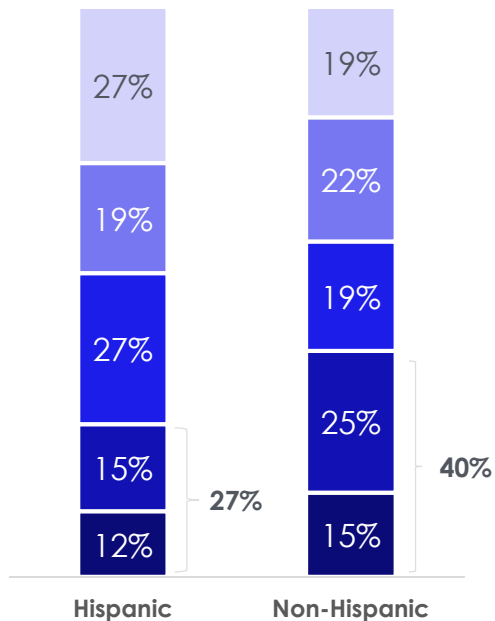
Mitch McConnell Job Approval



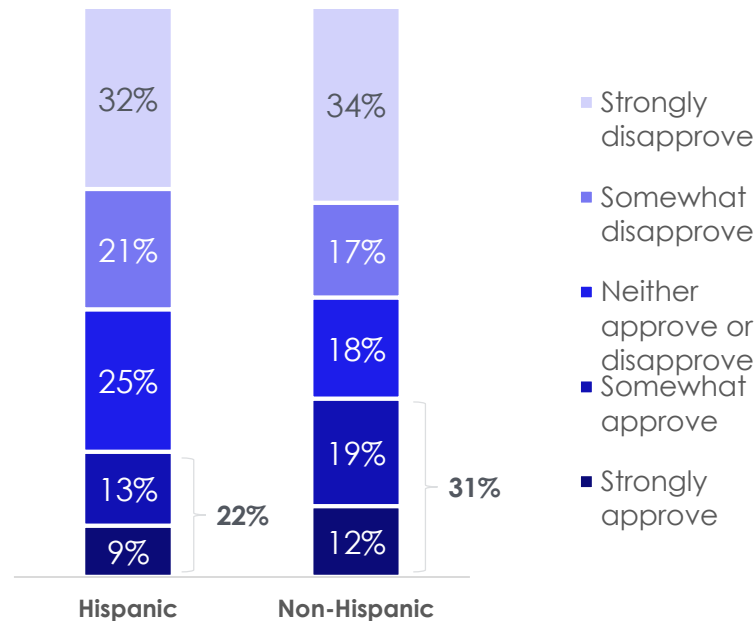
# JOB APPROVAL TOP TWO BOX:

**HOUSE: 27% HISPANICS, 40% NON-HISPANICS**  
**SENATE: 22% HISPANICS, 31% NON-HISPANICS**

### U.S. House of Representatives Job Approval



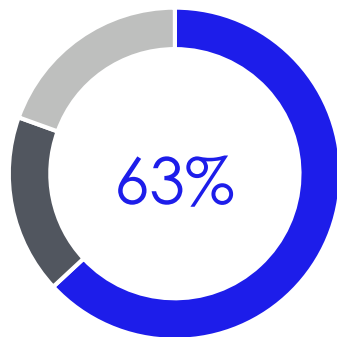
### U.S. Senate Job Approval



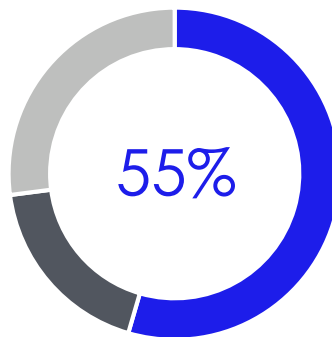
- Strongly disapprove
- Somewhat disapprove
- Neither approve or disapprove
- Somewhat approve
- Strongly approve

# 63% HISPANICS, 55% NON-HISPANICS DON'T SUPPORT TRUMP'S POLICIES OR LEADERSHIP STYLE

## Trump Policy and Style Opinion



Hispanics



Non-Hispanics

- I don't support Donald Trump's policies or leadership style
- I support Donald Trump's policies but dislike his leadership style
- I support Donald Trump's policies and like his leadership style

# THE ISSUES

# TOP ISSUES AMONG HISPANICS: CORONAVIRUS, HEALTHCARE, ECONOMY/JOB, COST OF LIVING

EDUCATION, CRIME AND PUBLIC SAFETY, RACE RELATIONS AMONG SEVERAL ISSUES OF GREATER IMPORTANCE TO HISPANICS

How important are each of the following issues to you?

## Issue Importance TopBox

	Hispanic (Top Box)	Non- Hispanic (Top Box)		Hispanic (Top Box)	Non- Hispanic (Top Box)
Coronavirus / COVID - 19	<b>76%</b>	68%	Taxes	<b>53%</b>	50%
Healthcare	<b>70%</b>	71%	Climate Change	<b>52%</b>	51%
Economy / Jobs	<b>69%</b>	64%	National security / Terrorism	<b>51%</b>	53%
Cost of Living	<b>68%</b>	60%	The National Debt	<b>49%</b>	42%
Education	<b>67%</b>	56%	Military / Veterans	<b>46%</b>	51%
Impact of the coronavirus on the economy	<b>67%</b>	68%	Social issues like abortion or LGBTQ rights	<b>44%</b>	34%
Crime and public safety	<b>67%</b>	57%	Immigration reform	<b>44%</b>	33%
Social Security / Medicare	<b>65%</b>	67%	Foreign Policy/International Trade	<b>41%</b>	36%
Race Relations	<b>63%</b>	46%	Second amendment rights	<b>38%</b>	33%
Gun control	<b>63%</b>	48%	Infrastructure investment	<b>38%</b>	37%
Police Reform	<b>54%</b>	36%	Border security	<b>36%</b>	39%
Entitlements / social services reform (Medicare, Welfare, etc.)	<b>54%</b>	53%			



**-KEY ISSUES FOR LIKELY TRUMP VOTERS: SOCIAL SECURITY/MEDICARE, CORONAVIRUS, ECONOMY/JOB, HEALTHCARE**

**-KEY ISSUES FOR LIKELY BIDEN VOTERS: CORONAVIRUS, EDUCATION, CRIME AND PUBLIC SAFETY, RACE RELATIONS, GUN CONTROL, HEALTHCARE**

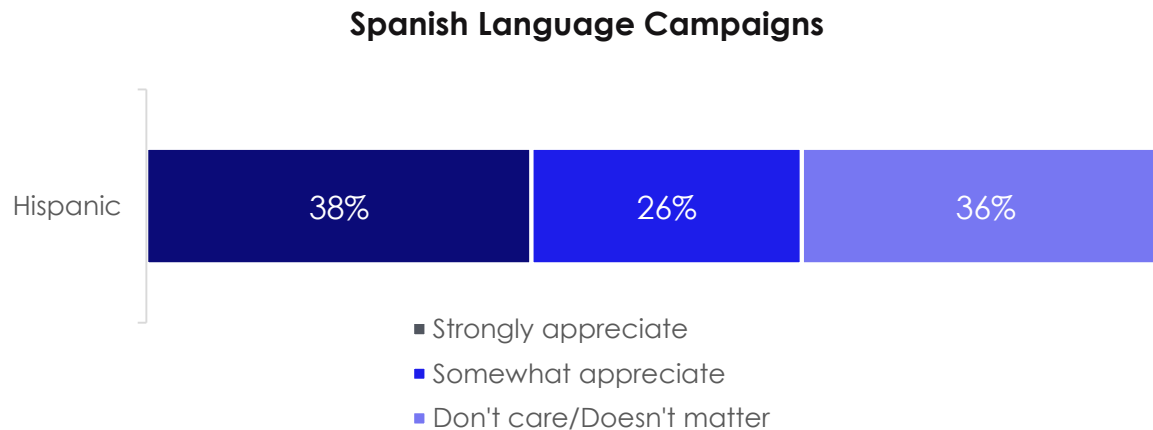
Top 10 issues among definitely/probably <u>Trump</u> voters	% Hispanic Top Box
Social Security / Medicare	70%
Coronavirus / COVID - 19	70%
Economy / Jobs	68%
Healthcare	67%
Crime and public safety	64%
National security / Terrorism	62%
Cost of Living	62%
Entitlements / social services reform	60%
Education	60%
The National Debt	59%

Top 10 issues among definitely/probably <u>Biden</u> voters	% Hispanic Top Box
Coronavirus / COVID - 19	81%
Education	71%
Crime and public safety	70%
Race Relations	70%
Gun control	70%
Healthcare	70%
Economy / Jobs	69%
Cost of Living	69%
Impact of the coronavirus on the economy	68%
Social Security / Medicare	63%

# **THE IMPORTANCE OF SPANISH LANGUAGE**

# 64% OF HISPANICS STRONGLY/SOMEWHAT APPRECIATE CANDIDATES WHO ADVERTISE IN SPANISH

*When you follow a political campaign for President, Congress, Senate or Governor, do you appreciate when candidates advertise in Spanish in trying to win your vote?*



# COMMUNICATING IN SPANISH: -65% OF HISPANICS AGREE POLITICAL PARTIES/CANDIDATES WHO ADVERTISE IN SPANISH WANT THEIR VOTE -53% AGREE IT SHOWS THEM CANDIDATES ARE TRULY INTERESTED IN HISPANICS AND THEIR COMMUNITY

How much do you agree or disagree with each of the following statements? *[Spanish Language Campaigns]*

Statement	Hispanic	
	Agree	Disagree
Political parties and candidates who advertise in Spanish are showing me they want my vote.	65%	12%
When a political party or candidate communicates with me in Spanish, it suggests that they are truly interested in Hispanics and our community.	53%	18%

5 pt Scale: Agree = 4,5, Disagree = 1,2, Neutral = 3 (not reported), No opinion = 0 (Not reported)

Agree and Disagree above will not sum to 100%

Among registered voters 18+

Source: Univision political tracker in collaboration with Media Predict as of September 2020



# **CORONAVIRUS**

- HANDLING APPROVAL**
- EFFECTS ON JOBS**
- SCHOOL REOPENING**

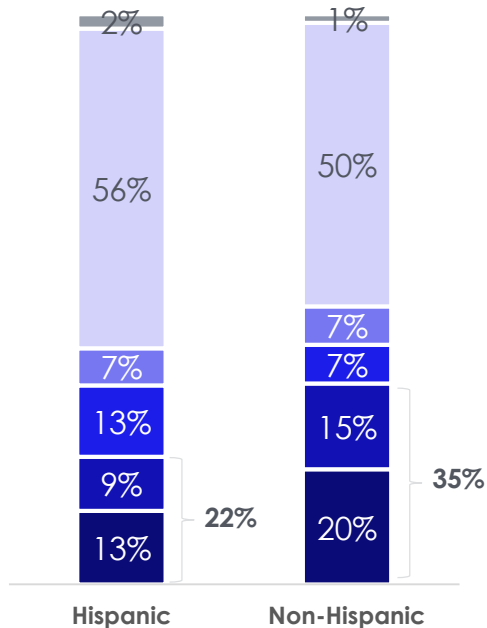
## APPROVE TRUMP HANDLING OF CORONAVIRUS TOP TWO BOX:

-HISPANICS 22%, NON-HISPANICS 35%

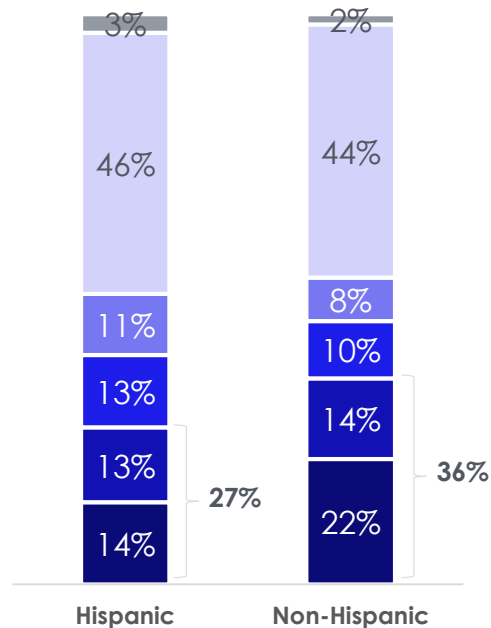
## APPROVE TRUMP HANDLING ECONOMIC IMPACT OF CORONAVIRUS TOP TWO BOX:

-HISPANICS 27%, NON-HISPANICS 36%

### Trump Handling of Coronavirus



### Trump Handling of Economic Impact of Coronavirus



- I don't know/No opinion
- Strongly disapprove
- Somewhat disapprove
- Neither approve nor disapprove
- Somewhat approve
- Strongly approve

## APPROVE CONGRESS HANDLING OF CORONAVIRUS TOP TWO BOX:

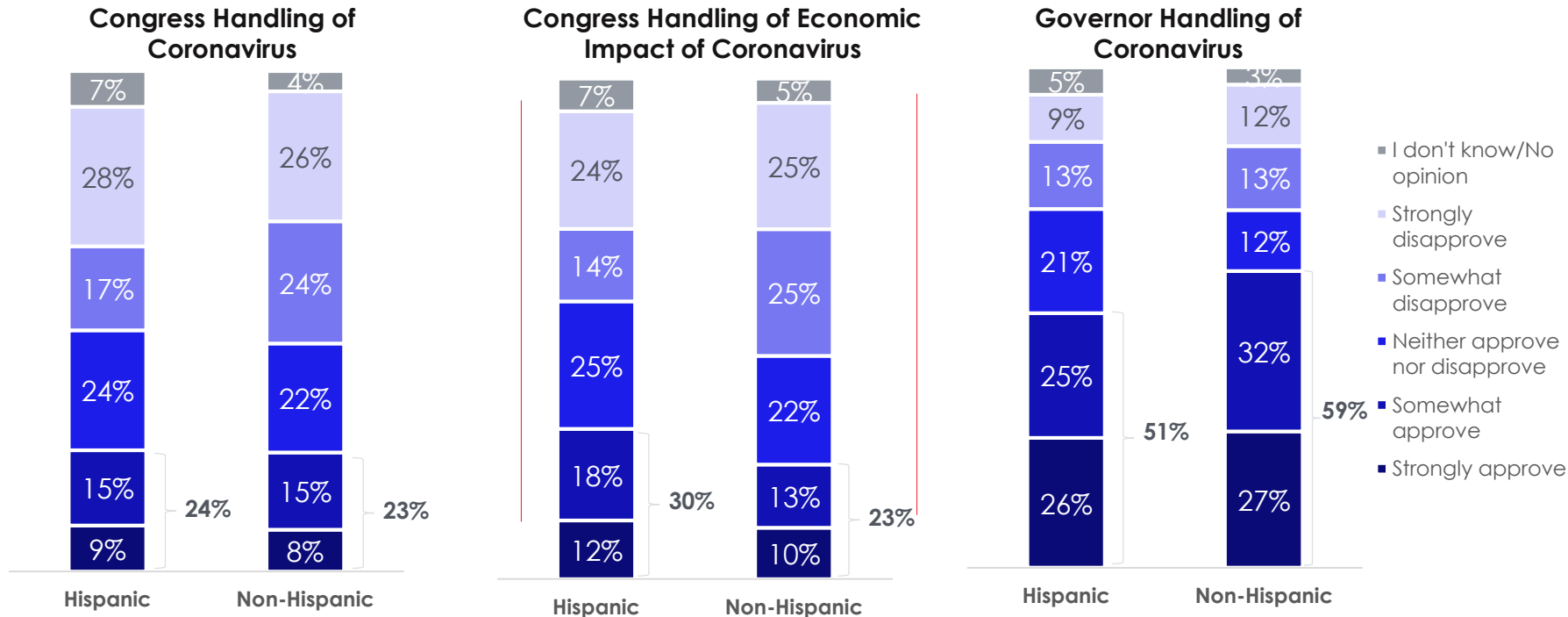
-HISPANICS 24%, NON-HISPANICS 23%

## APPROVE CONGRESS HANDLING OF ECONOMIC IMPACT CORONAVIRUS TOP TWO BOX:

-HISPANICS 30%, NON-HISPANICS 23%

## APPROVE GOVERNOR HANDLING OF CORONAVIRUS TOP TWO BOX:

-HISPANICS 51%, NON-HISPANICS 59%



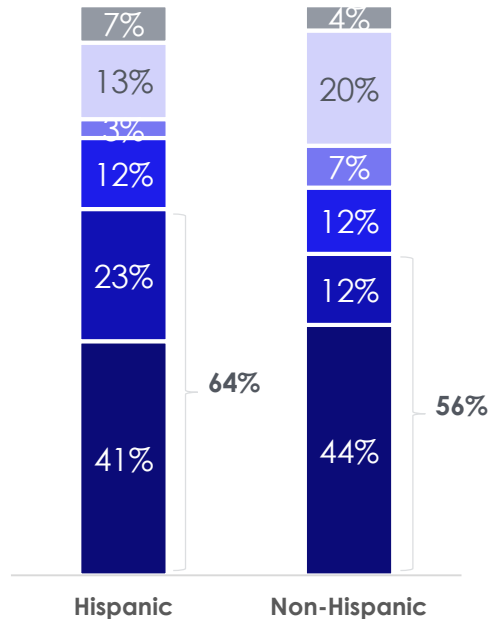
## BIDEN HANDLING OF CORONAVIRUS WOULD BE BETTER TOP TWO BOX:

-HISPANICS 64%, NON-HISPANICS 56%

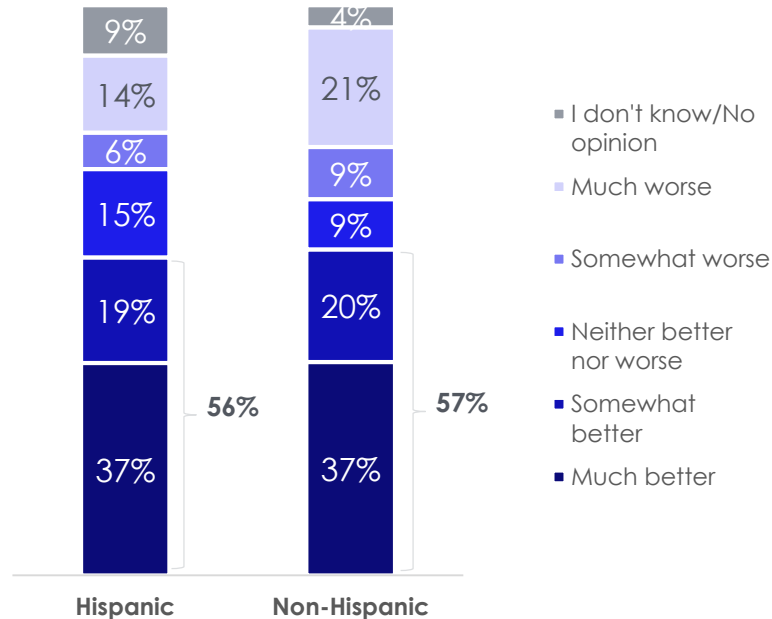
## BIDEN HANDLING OF ECONOMIC IMPACT OF CORONAVIRUS WOULD BE BETTER TOP TWO BOX:

-HISPANICS 56%, NON-HISPANICS 57%

**Biden Handling of Coronavirus –  
Better or Worse**



**Biden Handling of Economic  
Impact of Coronavirus – Better or  
Worse**



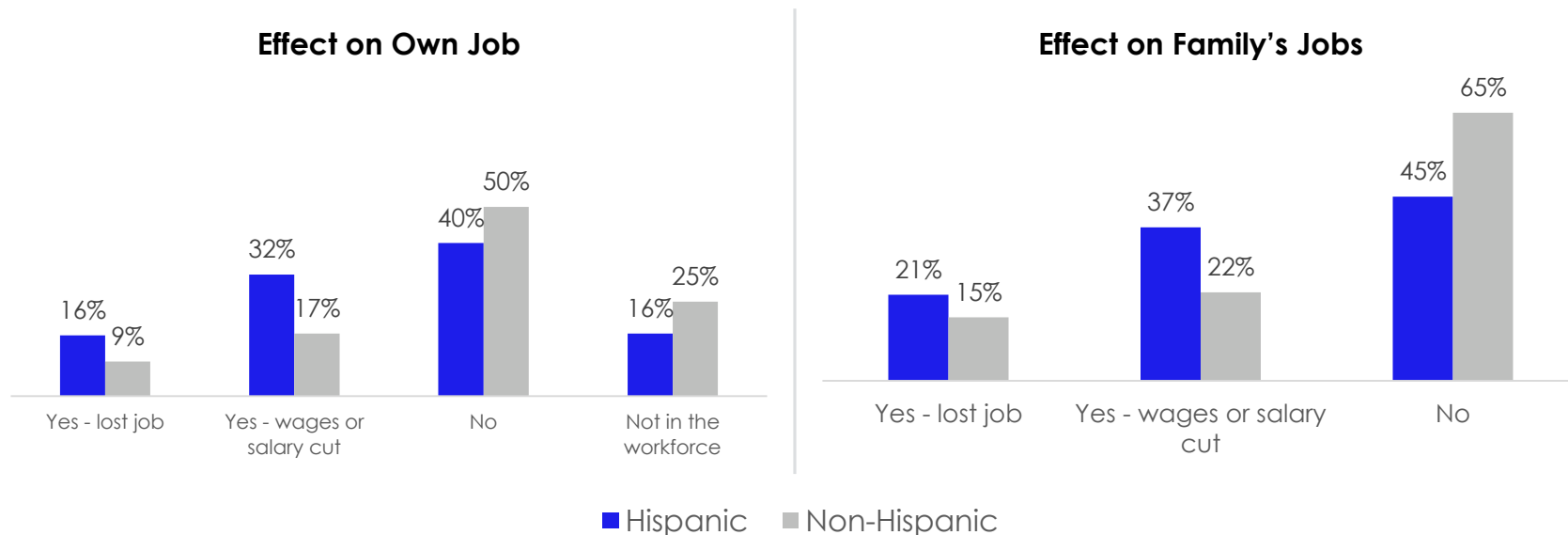
- I don't know/No opinion
- Much worse
- Somewhat worse
- Neither better nor worse
- Somewhat better
- Much better



**CORONAVIRUS EFFECT ON JOB:**  
**-HIGHER % OF HISPANICS HAVE LOST THEIR JOB AND SEEN WAGES/SALARY CUT THAN NON-HISPANICS**  
**-HIGHER % OF HISPANICS HAVE SEEN SOMEONE IN FAMILY LOSE JOB OR HAD WAGES/SALARY CUT THAN NON-HISPANICS**

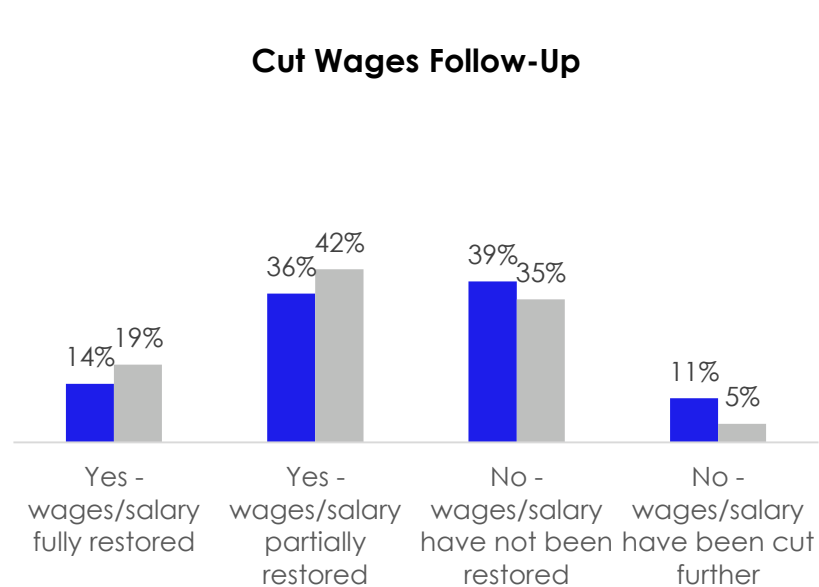
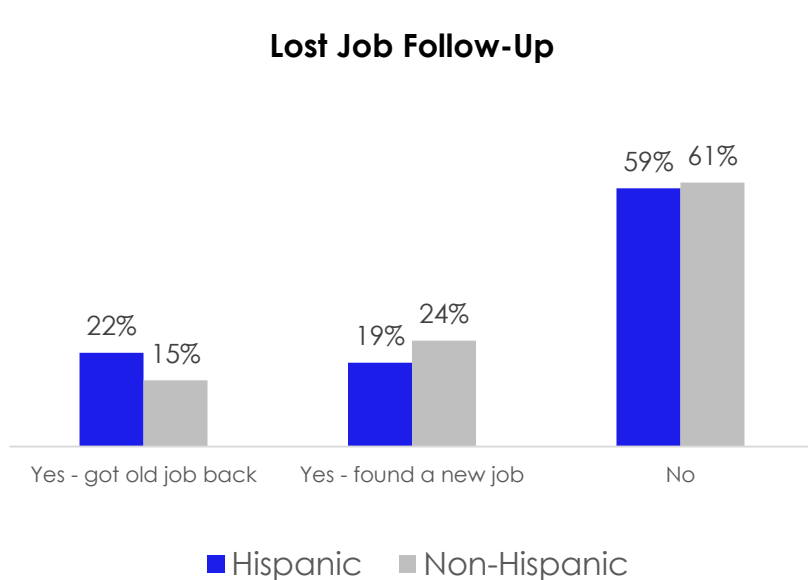
*Have you lost your job or have your wages or salary been cut because of the coronavirus?*

*Besides you, has anyone in your family lost their job or have your wages or salary been cut because of the coronavirus?*



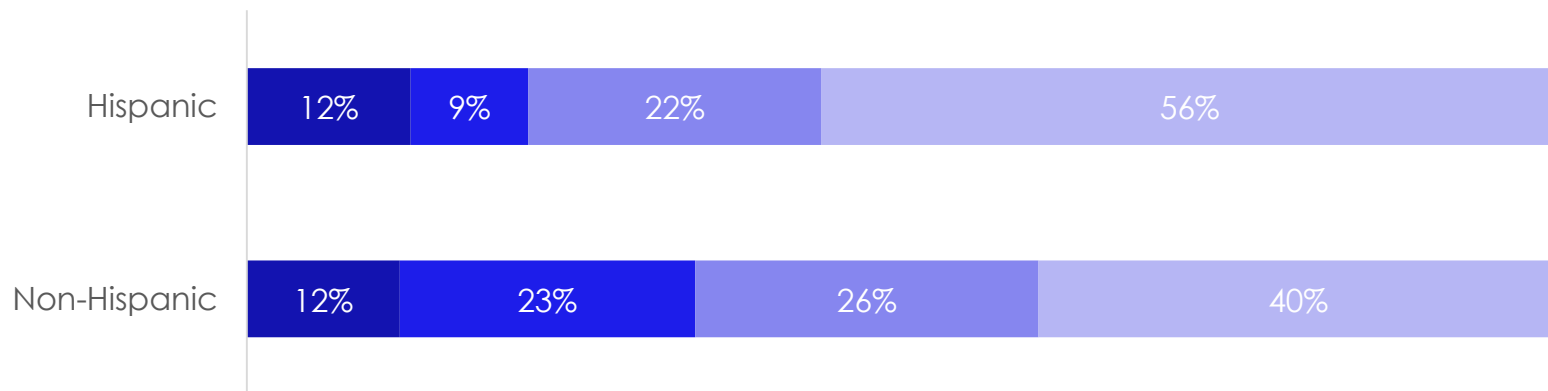
**-AMONG THOSE WHO LOST JOB, ABOUT 60% HAVE NOT GOTTEN JOB BACK/FOUND NEW ONE**  
**-AMONG THOSE WHO HAD WAGES CUT, ABOUT 40% HAVE NOT SEEN WAGES/SALARY RESTORED**

*You answered that you had lost your job due to the coronavirus, have you since gotten your job back or found a new one?*  
*You answered that you had your wages or salary cut due to the coronavirus, have you since had your wages/salary restored?*



**-56% OF HISPANICS, 40% NON-HISPANICS AGREE THAT SCHOOLS SHOULD NOT PHYSICALLY RE-OPEN THIS FALL, CONTINUE TO DO ONLINE EDUCATION ONLY**  
**- 22% OF HISPANICS, 26% NON-HISPANICS AGREE WITH “HYBRID” OPTION, SPLIT BETWEEN IN-PERSON AND ONLINE EDUCATION**

*Which of the following statements do you agree with most?*



- Schools should physically open in the fall and operate as they have before the coronavirus
- Schools should physically open in the fall but only with adjustments to protect against the coronavirus
- Schools should open this fall with a “hybrid” option where students split their time between in-person and on-line education
- Schools should not physically open in the fall and we should continue to do on-line education only

# **COVID-19/ECONOMY STATEMENTS**

**-MAJORITY OF RESPONDENTS VERY WORRIED ABOUT WHAT IS HAPPENING TO THE ECONOMY AND BELIEVE IT WILL GET WORSE IF COVID CASES RISE**

**HISPANICS GREATER AGREEMENT:**

**-I HAVE ALREADY CUT BACK MY SPENDING SIGNIFICANTLY IN REACTION TO CORONAVIRUS; IMPACT OF CORONAVIRUS HAS HURT MY PERSONAL ECONOMIC SITUATION SIGNIFICANTLY ALREADY; I EXPECT CORONAVIRUS WILL HURT MY PERSONAL ECONOMIC SITUATION**

**-I AM WORRIED ABOUT MAKING OTHER PAYMENTS LIKE PHONE, CREDIT CARD OVER THE NEXT FEW MONTHS**

**-I EXPECT MY PERSONAL ECONOMIC SITUATION TO GET BETTER IN THE NEXT FEW YEARS**

*How much do you agree or disagree with each of the following statements? [Coronavirus crisis and the economy – 1 of 3]*

Statement	Hispanic		Non-Hispanic	
	Agree	Disagree	Agree	Disagree
I believe the economy will get worse if COVID cases rise	80%	10%	80%	5%
I am very worried about what is happening to the economy	76%	6%	80%	6%
I have already cut back my spending significantly in reaction to the coronavirus	69%	16%	58%	17%
I expect my personal economic situation to get better in the next few years	64%	16%	51%	14%
The impact of the coronavirus has hurt my personal economic situation significantly already	52%	22%	43%	32%
I expect that the coronavirus will hurt my personal economic situation significantly	52%	19%	41%	28%
I am worried about making other payments, like phone, credit card, and car payments, over the next few months	52%	18%	34%	43%

5 pt Scale: Agree = 4,5, Disagree = 1,2, Neutral = 3 (not reported), No opinion = 0 (Not reported)

Agree and Disagree above will not sum to 100%

Among registered voters 18+

Source: Univision political tracker in collaboration with Media Predict as of September 2020



- HISPANICS FAR GREATER AGREEMENT: I AM WORRIED ABOUT MAKING MORTGAGE/RENT PAYMENTS OVER THE NEXT FEW MONTHS
- ABOUT 50% OF RESPONDENTS AGREE THE ECONOMIC PROBLEMS CAUSED BY THE LOCKDOWN OF THE COUNTRY WILL HURT MORE PEOPLE THAN THE CORONAVIRUS
- OVER 40% OF RESPONDENTS EXPECT THEIR SPENDING AND INCOME WILL RETURN TO PRE-CORONAVIRUS LEVELS ONCE THE ECONOMY REOPENS; BELIEVE ECONOMY WILL BOUNCE BACK AS SOON AS RESTRICTIONS ARE LIFTED
- ABOUT 40% HAVE STARTED TO SPEND MORE THAN IN FIRST FEW MONTHS OF PANDEMIC

How much do you agree or disagree with each of the following statements? [Coronavirus crisis and the economy – 2 of 3]

Statement	Hispanic		Non-Hispanic	
	Agree	Disagree	Agree	Disagree
I am worried about making my mortgage/rent payment over the next few months	<b>49%</b>	25%	<b>33%</b>	45%
The economic problems caused by the lockdown of the country will hurt more people than the coronavirus	<b>49%</b>	33%	<b>54%</b>	24%
I am confident that Social Security and Medicare benefits will be available to me when I retire, similarly to current retirees	<b>47%</b>	32%	<b>43%</b>	28%
I expect that my spending will return to pre-coronavirus levels once the economy reopens	<b>45%</b>	27%	<b>44%</b>	24%
I expect that my income will return to pre-coronavirus levels once the economy reopens	<b>44%</b>	23%	<b>40%</b>	21%
I believe that the economy will bounce back as soon as the restrictions related to coronavirus are lifted	<b>43%</b>	32%	<b>49%</b>	32%
I have started to spend more than I was spending in the first few months of the coronavirus pandemic	<b>42%</b>	34%	<b>38%</b>	39%

5 pt Scale: Agree = 4,5, Disagree = 1,2, Neutral = 3 (not reported), No opinion = 0 (Not reported)

Agree and Disagree above will not sum to 100%

Among registered voters 18+

Source: Univision political tracker in collaboration with Media Predict as of September 2020



**-ABOUT 40% RESPONDENTS ARE MORE CONFIDENT ABOUT THEIR PERSONAL ECONOMIC SITUATION THAN THEY WERE IN THE FIRST FEW MONTHS OF THE CORONAVIRUS PANDEMIC; ARE MORE WORRIED ABOUT THE ECONOMY THAN ABOUT THE CORONAVIRUS**

**HISPANICS FAR GREATER AGREEMENT:**

**-I BELIEVE THAT MY WAGES/SALARY WILL BE CUT SOMETIME IN THE NEXT FEW MONTHS**

**-I BELIEVE I WILL LOSE MY JOB SOMETIME IN THE NEXT FEW MONTHS**

**-RESPONDENTS DISAGREE: THE HEALTH RISK OF THE CORONAVIRUS IS OVERBLOWN**

*How much do you agree or disagree with each of the following statements? [Coronavirus crisis and the economy – 3 of 3]*

Statement	Hispanic		Non-Hispanic	
	Agree	Disagree	Agree	Disagree
I am more confident about my personal economic situation than I was in the first few months of the coronavirus pandemic	42%	23%	40%	22%
I am more worried about the economy than I am about the coronavirus	41%	30%	41%	35%
I believe that my wages/salary will be cut sometime in the next few months	41%	26%	26%	38%
I believe that I will lose my job sometime in the next few months	36%	31%	18%	45%
The health risk of the coronavirus is overblown	34%	51%	32%	55%

5 pt Scale: Agree = 4,5, Disagree = 1,2, Neutral = 3 (not reported), No opinion = 0 (Not reported)

Agree and Disagree above will not sum to 100%

Among registered voters 18+

Source: Univision political tracker in collaboration with Media Predict as of September 2020

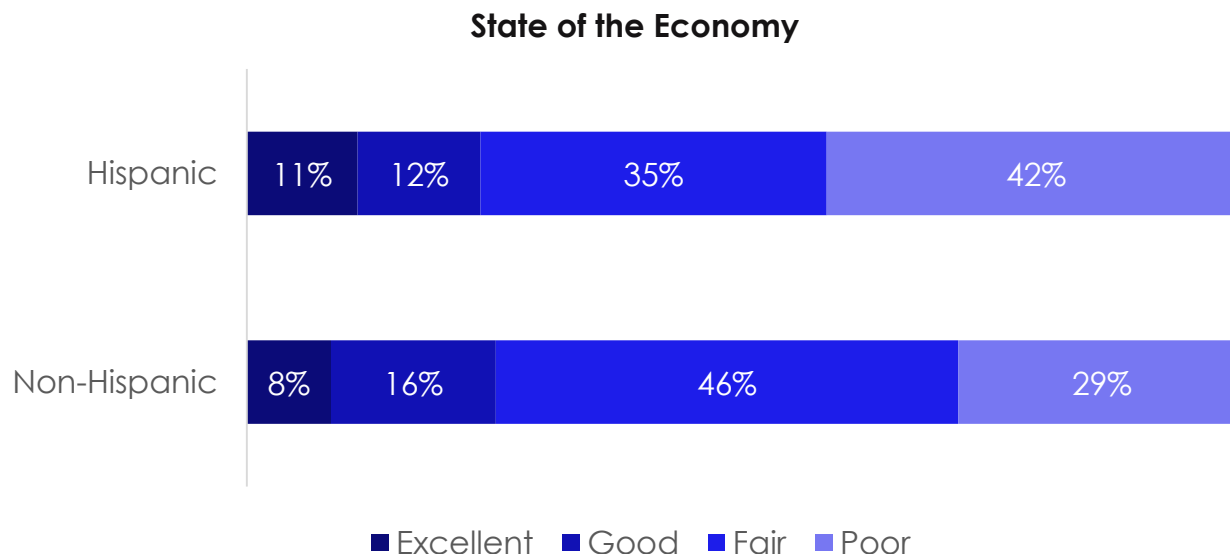


**ECONOMY**



# 11% OF HISPANICS, 8% NON-HISPANICS RATE THE ECONOMY AS EXCELLENT; 42% OF HISPANICS, 29% NON-HISPANICS RATE IT AS POOR

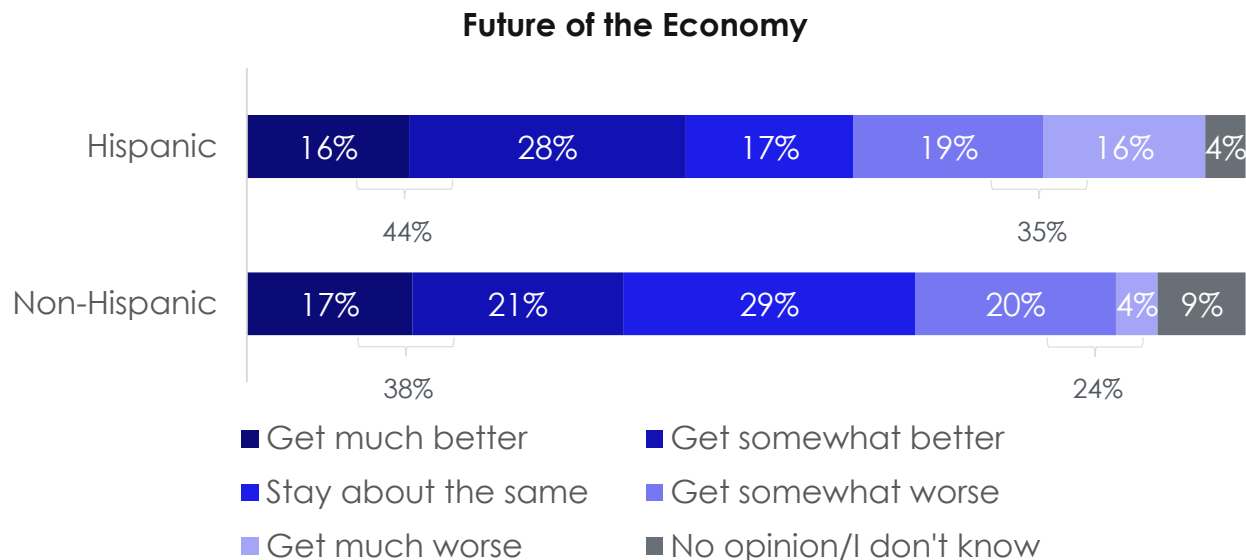
*How would you rate the economy of the United States right now?*



## HOW WILL THE ECONOMY BE OVER NEXT FEW MONTHS?

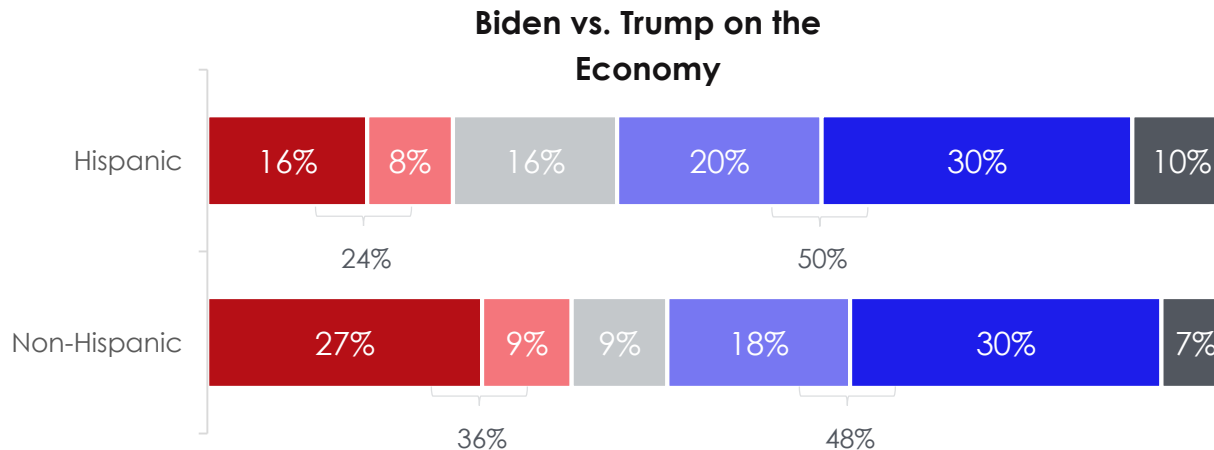
**-MUCH/SOMEWHAT BETTER: HISPANIC 44%, NON-HISPANIC 38%**  
**-MUCH/SOMEWHAT WORSE: HISPANIC 35%, NON-HISPANIC 24%**

*Thinking ahead to a few months from now... Do you believe the economy will get better, get worse, or stay about the same as it is now?*



**ECONOMY WILL DO BETTER TOP TWO BOX:**  
**-IF BIDEN ELECTED: HISPANICS 50%, NON-HISPANICS 48%**  
**-IF TRUMP REELECTED: HISPANICS 24%, NON-HISPANICS 36%**

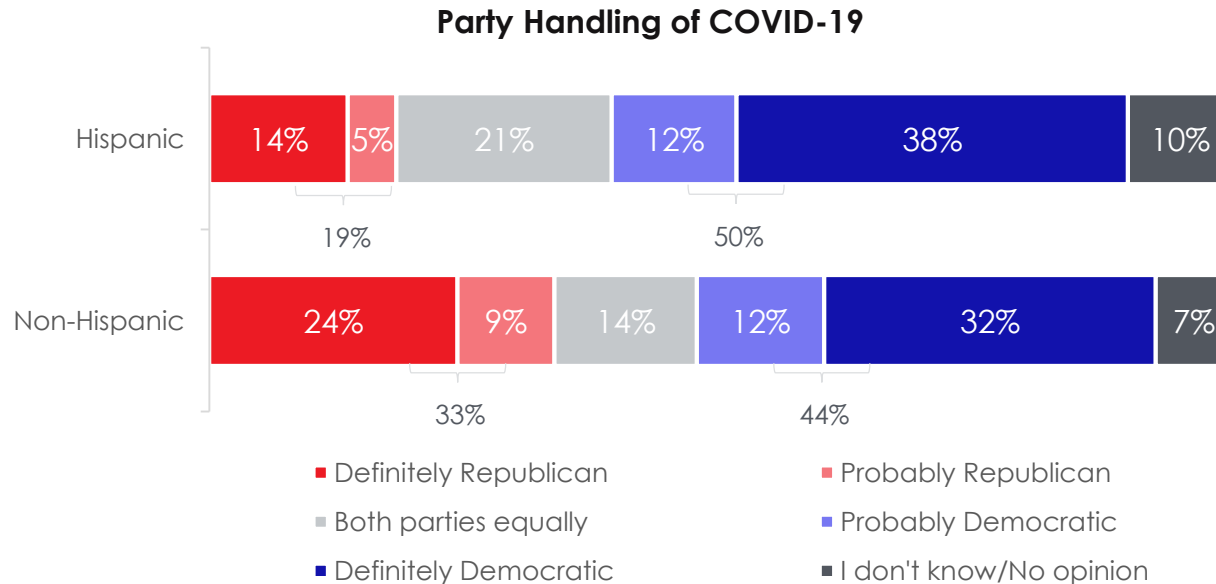
Will the economy do better if President Trump is reelected or if Joe Biden is elected president?



- Much better if President Trump is reelected
- Somewhat better if President Trump is reelected
- The economy will perform the same regardless of the election
- Somewhat better if Joe Biden is elected
- Much better if Joe Biden is elected
- No opinion/I don't know

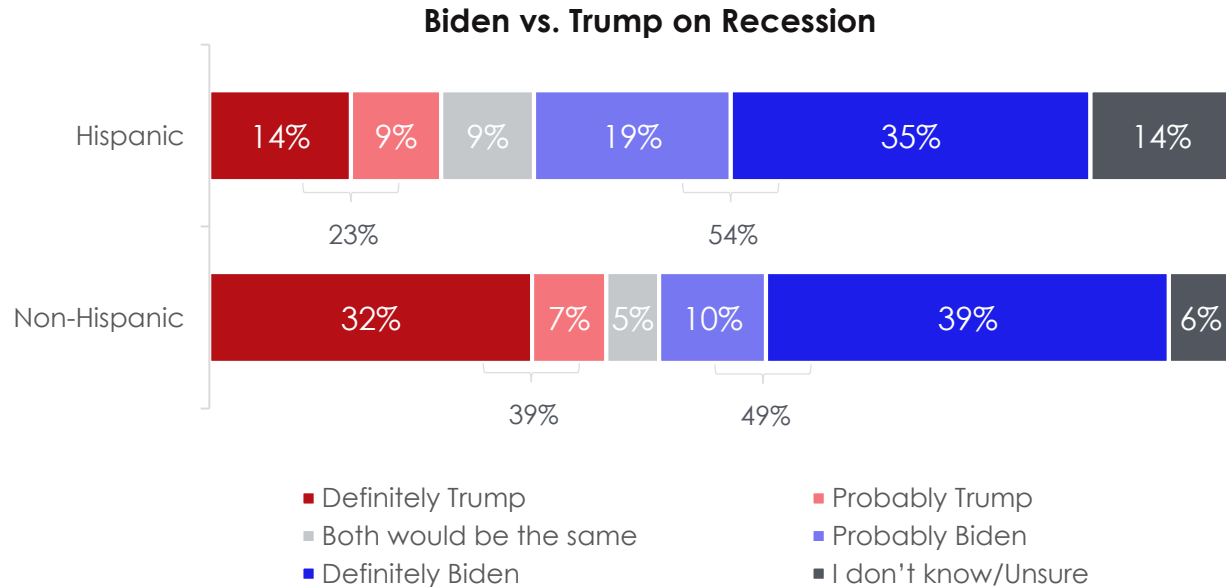
**PARTY BETTER ABLE TO HANDLE ECONOMIC IMPACT OF THE VIRUS TOP TWO BOX:**  
**-HISPANICS: DEMOCRATIC 50%, REPUBLICAN 19%**  
**-NON-HISPANICS: DEMOCRATIC 44%, REPUBLICAN 33%**

*Which party is better able to handle the economic impact of the coronavirus?*



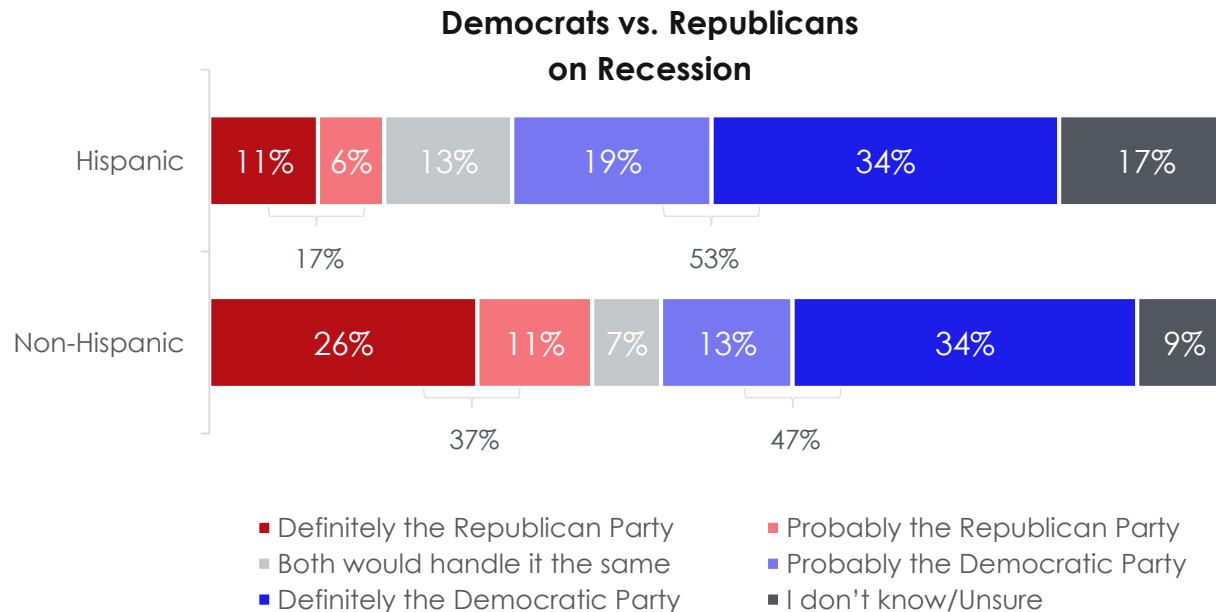
**PRESIDENTIAL CANDIDATE BEST ABLE TO HANDLE AN ECONOMIC RECESSION TOP TWO BOX:**  
**-BIDEN: HISPANICS 54%, NON-HISPANICS 49%**  
**-TRUMP: HISPANICS 23%, NON-HISPANICS 39%**

*Which presidential candidate would best be able to handle an economic recession, President Donald Trump or Joe Biden?*



**POLITICAL PARTY BEST ABLE TO HANDLE AN ECONOMIC RECESSION TOP TWO BOX:**  
**-REPUBLICAN: HISPANICS 17%, NON-HISPANICS 37%**  
**-DEMOCRATIC: HISPANICS 53%, NON-HISPANICS 47%**

*Which political party would best be able to handle an economic recession, the Republican Party or the Democratic Party?*



**HEALTHCARE**

## RESPONDENTS RANK BRINGING DOWN PRICE OF HEALTH INSURANCE DEDUCTIBLES, COPAYS, AND PREMIUMS AS TOP HEALTHCARE PRIORITY -IMPROVING ACCESS TO HEALTHCARE SECOND MOST IMPORTANT

Other than the ongoing Coronavirus issues, which TWO of the following do you believe should be the top priorities when it comes to our nation's health care system...

Please rank the two top priorities when it comes to our nation's health care system, with 1 being the most important, and 2 being the 2nd most important.

Statement	Hispanic		Non-Hispanic	
	Selected	Rank Index	Selected	Rank Index
Bringing down the price of health insurance deductibles, copays and premiums	<b>53%</b>	128	<b>58%</b>	139
Improving access to health care	<b>52%</b>	139	<b>47%</b>	129
Lowering the price of prescription drugs	<b>37%</b>	85	<b>43%</b>	103
Dealing with the opioid/painkiller addiction epidemic	<b>31%</b>	84	<b>20%</b>	47
Ensuring that the latest drugs and treatments are available to patients	<b>27%</b>	64	<b>32%</b>	82

\*The rank index is calculated by combining both how often each statement was chosen, and the ranking of each respondent's top 2 statements



- MAJORITY AGREE PEOPLE SHOULD BE REQUIRED TO MAINTAIN SOCIAL DISTANCING AND WEAR FACEMASKS UNTIL THREAT FROM CORONAVIRUS IS GONE; DRUG ABUSE IS A SERIOUS PUBLIC HEALTH ISSUE
- HISPANICS GREATER AGREEMENT GOVT FUNDED HEALTH INSURANCE SHOULD BE AVAILABLE TO EVERYONE IN THE U.S.
- HISPANICS LESS LIKELY TO BE GENERALLY SATISFIED WITH HEALTHCARE COVERAGE
- ABOUT 60% OF RESPONDENTS AGREE THE BEST WAY TO ADDRESS HEALTHCARE ISSUES IN THE UNITED STATES IS TO IMPROVE THE CURRENT SYSTEM, INCLUDING IMPROVING THE AFFORDABLE CARE ACT
- ONLY ABOUT HALF AGREE MEDICAID AND MEDICARE ARE WORKING WELL NOW

How much do you agree or disagree with each of the following statements? **[Healthcare - 1 of 2]**

Statement	Hispanic		Non-Hispanic	
	Agree	Disagree	Agree	Disagree
People should be required to maintain social distancing (i.e., stay at least 6 feet away from other people) until the threat from coronavirus is gone	85%	5%	80%	7%
People should be required to wear facemasks in public until the threat from coronavirus is gone	84%	6%	79%	10%
Drug abuse is a serious public health issue in the United States.	82%	7%	86%	2%
Government funded health insurance should be available to everyone in the United States.	77%	9%	65%	15%
I am generally satisfied with my healthcare coverage.	63%	14%	71%	14%
The best way to address healthcare issues in the United States is to improve the current system, including improving the Affordable Care Act (also known as Obamacare).	61%	10%	60%	15%
Medicaid and Medicare are working well now.	45%	21%	52%	14%
The Government should eliminate all private health insurance and replace it with a Government-run program like Medicare.	38%	32%	34%	39%

5 pt Scale: Agree = 4.5, Disagree = 1.2, Neutral = 3 (not reported), No opinion = 0 (Not reported)

Agree and Disagree above will not sum to 100%

Among registered voters 18+

Source: Univision political tracker in collaboration with Media Predict as of September 2020



## -ABOUT 40% OF RESPONDENTS AGREE MEDICARE FOR ALL WOULD NOT NEGATIVELY IMPACT THE QUALITY OR AVAILABILITY OF HEALTHCARE SERVICES IN THE UNITED STATES

### RESPONDENTS DISAGREE:

- ABORTIONS SHOULD BE AVAILABLE ANY TIME DURING PREGNANCY

-GOVT FUNDS SHOULD BE USED TO PAY FOR ABORTIONS

-IN ORDER TO PAY FOR UNIVERSAL GOVT FUNDED HEALTH INSURANCE, GOVT SHOULD RAISE MY TAXES

How much do you agree or disagree with each of the following statements? [Healthcare - 2 of 2]

Statement	Hispanic		Non-Hispanic	
	Agree	Disagree	Agree	Disagree
Medicare For All (that includes the elimination of all private health insurance) would not negatively impact the quality or availability of healthcare services in the United States.	<b>38%</b>	29%	<b>42%</b>	28%
In order to pay for universal government funded health insurance, the govt should raise my taxes.	<b>35%</b>	45%	<b>29%</b>	49%
Abortion should be available to a woman at any time during her pregnancy	<b>33%</b>	48%	<b>32%</b>	47%
Abortion should be legal only in the first trimester of pregnancy	<b>31%</b>	35%	<b>43%</b>	28%
Government funds should be used to pay for abortions.	<b>27%</b>	41%	<b>30%</b>	40%

5 pt Scale: Agree = 4,5, Disagree = 1,2, Neutral = 3 (not reported), No opinion = 0 (Not reported)

Agree and Disagree above will not sum to 100%

Among registered voters 18+

Source: Univision political tracker in collaboration with Media Predict as of September 2020

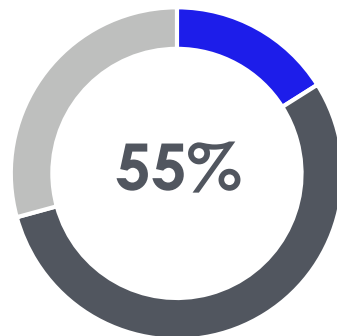


**EDUCATION**

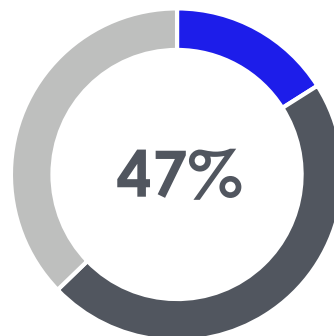
# HALF OF ALL RESPONDENTS BELIEVE THE COUNTRY'S K-12 PUBLIC SCHOOL SYSTEM NEEDS SIGNIFICANT REFORM

## State of the Education System

*Do you believe that the country's K-12 public school system is working well as it is, does it need significant reforms, or does it need a complete overhaul?*



**Hispanics**



**Non-Hispanics**

- It needs a complete overhaul
- It needs significant reform
- It is working well as it is

- ABOUT 60% OF RESPONDENTS AGREE MORE EMPHASIS SHOULD BE PLACED ON TRADE SCHOOLS
- HISPANICS FAR LOWER AGREEMENT PUBLIC SCHOOLS IN THEIR NEIGHBORHOOD ARE GOOD

### HISPANICS STRONGER AGREEMENT:

- GIVING PARENTS CHOICES THROUGH EITHER VOUCHERS OR CHARTER SCHOOLS IS THE BEST WAY TO HELP CHILDREN IN DISTRICTS WITH POORLY PERFORMING SCHOOLS
- GIVING UNDERPERFORMING PUBLIC SCHOOLS MORE MONEY IS THE BEST WAY TO HELP THEM IMPROVE
- THE FEDERAL GOVERNMENT SHOULD PAY DOWN STUDENT LOANS FOR MORE PEOPLE WHO BORROWED MONEY TO GO TO COLLEGE
- PUBLIC UNIVERSITIES AND COMMUNITY COLLEGES SHOULD BE FREE TO ATTEND AND PAID FOR BY TAXPAYERS
- A COLLEGE EDUCATION IS THE ONLY WAY TO A GOOD-PAYING JOB

How much do you agree or disagree with each of the following statements? [Education – 1 of 2]

Statement	Hispanic		Non-Hispanic	
	Agree	Disagree	Agree	Disagree
Giving parents choices in schools through either vouchers or charter schools is the best way to help children in districts with poorly performing schools.	63%	5%	50%	19%
The federal government should pay down student loans for more people who borrowed money to go to college.	62%	13%	51%	24%
Public universities and community colleges should be free to attend and paid for by taxpayers.	59%	14%	47%	27%
More emphasis should be placed on trade schools.	57%	4%	65%	5%
Giving underperforming public schools more money is the best way to help them improve.	54%	13%	41%	25%
A college education is the only way to a good-paying job.	51%	25%	36%	42%
The public schools in my neighborhood are good.	49%	18%	67%	15%

5 pt Scale: Agree = 4,5, Disagree = 1,2, Neutral = 3 (not reported), No opinion = 0 (Not reported)

Agree and Disagree above will not sum to 100%

Among registered voters 18+

Source: Univision political tracker in collaboration with Media Predict as of September 2020



**-ABOUT HALF OF ALL RESPONDENTS AGREE THAT CHARTER SCHOOLS ARE A GOOD WAY TO PROVIDE BETTER EDUCATION OPTIONS FOR PARENTS AND STUDENTS**  
**-OVER 40% OF RESPONDENTS AGREE MORE MONEY NEEDS TO BE SPENT ON PUBLIC SCHOOLS EVEN IF IT MEANS RAISING MY TAXES SIGNIFICANTLY; CHARTER SCHOOLS USE MONEY THAT WOULD BE BETTER SPENT IN TRADITIONAL PUBLIC SCHOOLS**

How much do you agree or disagree with each of the following statements? **[Education – 2 of 2]**

Statement	Hispanic		Non-Hispanic	
	Agree	Disagree	Agree	Disagree
Charter schools are a good way to provide better education options for parents and students.	<b>47%</b>	11%	<b>45%</b>	17%
More money needs to be spent on public schools even if it means raising my taxes significantly	<b>45%</b>	18%	<b>42%</b>	32%
Charter schools use money that would be better spent in traditional public schools.	<b>44%</b>	18%	<b>47%</b>	16%

5 pt Scale: Agree = 4,5, Disagree = 1,2, Neutral = 3 (not reported), No opinion = 0 (Not reported)

Agree and Disagree above will not sum to 100%

Among registered voters 18+

Source: Univision political tracker in collaboration with Media Predict as of September 2020



**PUBLIC SAFETY  
POLICE REFORM  
PROTESTS**

**-MAJORITY OF RESPONDENTS AGREE STRICTER BACKGROUND CHECKS ON THE SALE OF GUNS IS THE BEST WAY TO REDUCE GUN VIOLENCE; ASSAULT RIFLES SHOULD BE BANNED; STRICTER GUN CONTROL LAWS WOULD REDUCE CRIME**  
**-HALF OF RESPONDENTS SUPPORT SECOND AMENDMENT GUN RIGHTS**  
**-ABOUT 40% AGREE CRIME IS GETTING WORSE IN MY NEIGHBORHOOD; ABOUT A THIRD FEEL LESS SAFE IN NEIGHBORHOOD THAN A YEAR AGO**  
**-HISPANICS LOWER AGREEMENT LOCAL AND STATE AUTHORITIES SHOULD COOPERATE WITH FEDERAL IMMIGRATION AUTHORITIES**

*How much do you agree or disagree with each of the following statements? [Public Safety]*

Statement	Hispanic		Non-Hispanic	
	Agree	Disagree	Agree	Disagree
Stricter background checks on the sale of guns is the best way to reduce gun violence	75%	12%	78%	9%
I believe that stricter gun control laws would reduce crime	60%	18%	64%	21%
Assault rifles should be banned	60%	11%	72%	13%
I support Second Amendment gun rights	52%	13%	53%	20%
Local and State authorities should cooperate with federal immigration authorities	46%	20%	59%	12%
Crime is getting worse in my neighborhood	43%	29%	35%	40%
I feel less safe in my neighborhood than I did a year ago	36%	33%	31%	40%

5 pt Scale: Agree = 4,5, Disagree = 1,2, Neutral = 3 (not reported), No opinion = 0 (Not reported)

Agree and Disagree above will not sum to 100%

Among registered voters 18+

Source: Univision political tracker in collaboration with Media Predict as of September 2020





- ABOUT 60% OF RESPONDENTS AGREE LESS POLICE IN NEIGHBORHOOD WOULD CAUSE CRIME TO GO UP SIGNIFICANTLY
- ABOUT 60% OF HISPANICS, 70% NON-HISPANICS AGREE POLICE MAKE NEIGHBORHOOD SAFER AND TRUST POLICE IN NEIGHBORHOOD
- RESPONDENTS DISAGREE LOCAL GOVT SHOULD COMPLETELY DEFUND THE POLICE OR REDUCE RESOURCES AND USE MONEY FOR OTHER PURPOSES
- ONLY ABOUT 40% OF RESPONDENTS BELIEVE THE POLICE IN U.S. GENERALLY TREAT MINORITIES FAIRLY; HISPANICS FAR GREATER AGREEMENT CRIMINAL JUSTICE SYSTEM IN U.S. TREATS MINORITIES UNFAIRLY

How much do you agree or disagree with each of the following statements? **[Police Reform]**

Statement	Hispanic		Non-Hispanic	
	Agree	Disagree	Agree	Disagree
The criminal justice system in the United States treats minorities unfairly	68%	9%	54%	22%
Less police in my neighborhood would cause crime to go up significantly	61%	13%	58%	19%
The police make my neighborhood safer	57%	15%	70%	12%
I trust the police in my neighborhood	56%	22%	69%	16%
My local police do a good job	53%	19%	70%	10%
I believe that police in the United States generally treat minorities fairly	40%	36%	46%	32%
My local government should significantly reduce the resources for police and use the money for other purposes	36%	39%	27%	50%
My local government should completely defund the police	25%	53%	23%	63%

5 pt Scale: Agree = 4,5, Disagree = 1,2, Neutral = 3 (not reported), No opinion = 0 (Not reported)

Agree and Disagree above will not sum to 100%

Among registered voters 18+

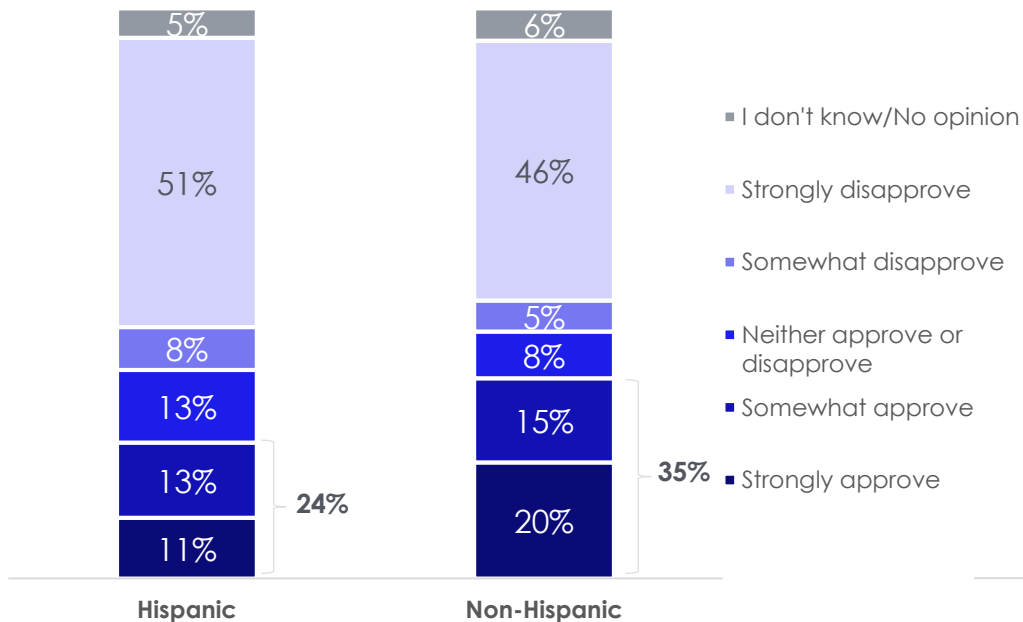
Source: Univision political tracker in collaboration with Media Predict as of September 2020



**APPROVE TRUMP HANDLING OF PROTEST TOP TWO BOX:  
-STRONGLY/SOMEWHAT APPROVE: HISPANICS 24%, NON-HISPANICS 35%**  
**BIDEN HANDLING OF PROTESTS BETTER OR WORSE TOP TWO BOX:  
-SOMEWHAT/MUCH BETTER: 64% HISPANICS, NON-HISPANICS 53%**

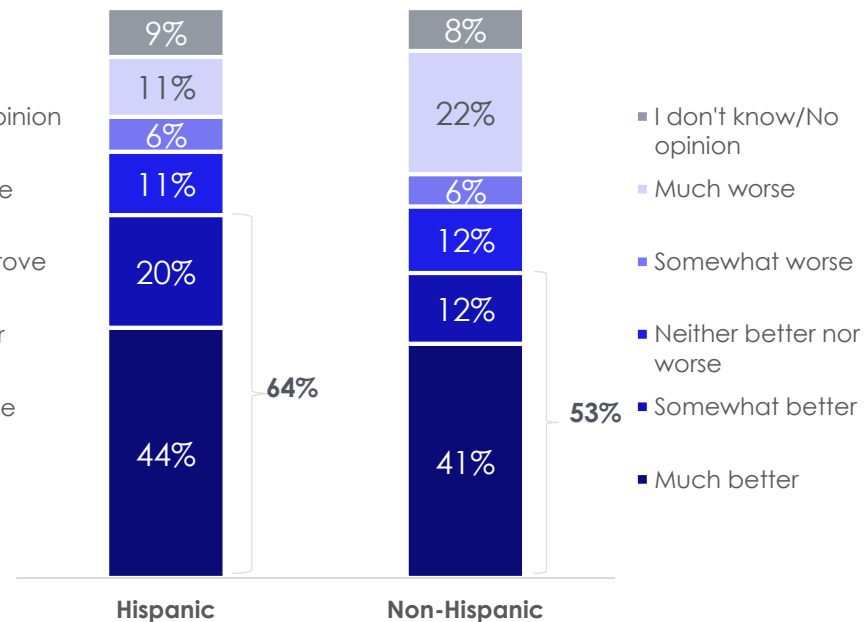
### Trump Handling of Protests

All Respondents

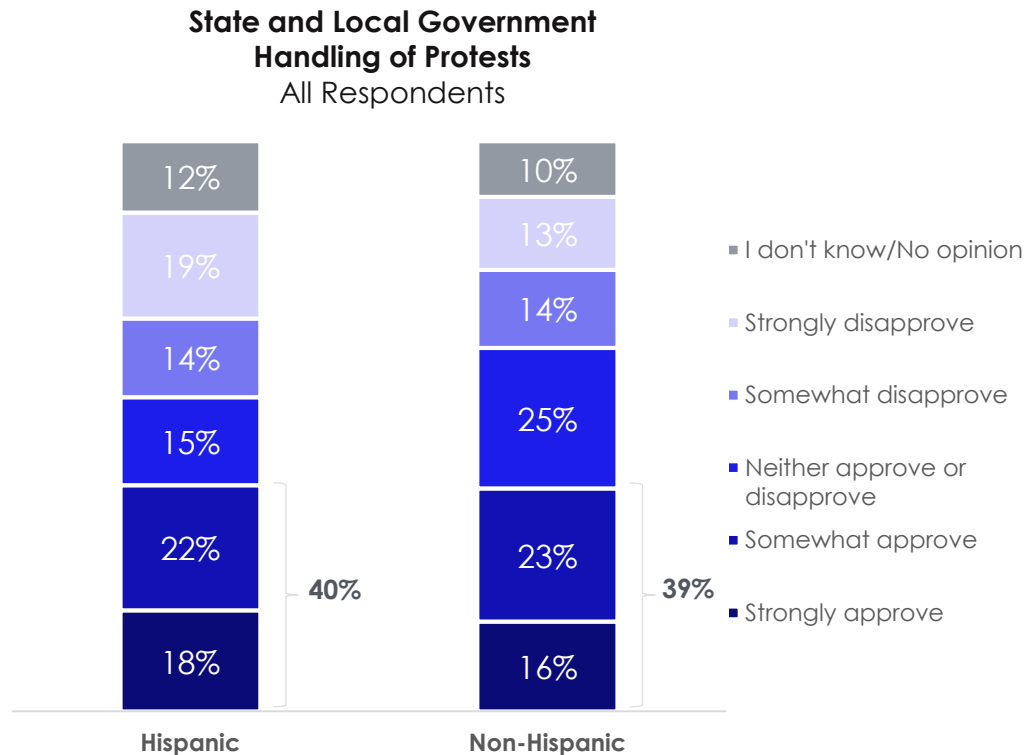


### Biden Handling of Protests Better or Worse

All Respondents



# STATE AND LOCAL GOVT HANDLING OF PROTESTS TOP TWO BOX: STRONGLY/SOMEWHAT APPROVE HISPANICS 40%, NON-HISPANICS 39%



**MAJORITY OF RESPONDENTS AGREE:**

**-PEOPLE THAT HAVE BEEN LOOTING AND DAMAGING PROPERTY SHOULD BE ARRESTED AND PROSECUTED, LOOTING AND DESTRUCTION OF PROPERTY SHOULD HAVE BEEN STOPPED IMMEDIATELY, I AM VERY CONCERNED/HAVE BECOME MORE CONCERNED ABOUT THE VIOLENCE AND LOOTING THAT IS OCCURRING IN SOME AMERICAN CITIES**

**-ABOUT 70% RESPONDENTS APPROVE OF THE NON-VIOLENT PROTESTS THAT STARTED AFTER THE DEATH OF GEORGE FLOYD**

**-ROUGHLY 60% BELIEVE THAT ORGANIZED OUTSIDE GROUPS HAVE BEEN MOSTLY RESPONSIBLE FOR THE VIOLENCE AND DAMAGE TO PROPERTY DURING THE PROTESTS**

**-HALF AGREE IF NECESSARY THE U.S. ARMED FORCES SHOULD BE CALLED IN TO HELP LOCAL LAW ENFORCEMENT; HISPANICS LOWER SUPPORT FOR NATIONAL GUARD BEING CALLED IN**

*How much do you agree or disagree with each of the following statements? [Race Relations]*

Statement	Hispanic		Non-Hispanic	
	Agree	Disagree	Agree	Disagree
The people that have been looting and damaging property should be arrested and prosecuted	75%	7%	82%	6%
The looting and destruction of property during the protests should have been stopped immediately	73%	7%	78%	6%
I am very concerned about the violence and looting that is occurring in some American cities	73%	8%	73%	9%
I approve of the non-violent protests that started after the death of George Floyd in June 2020	66%	9%	70%	11%
I have become more concerned over the past few weeks about the violence and looting that is occurring in some American cities	64%	9%	66%	13%
I believe that organized outside groups have been mostly responsible for the violence and damage to property during the protests	57%	19%	65%	11%
If necessary, the national guard should be called in to help local law enforcement	56%	22%	65%	17%
If necessary, the United States Armed Forces should be called in to help local law enforcement	52%	26%	53%	29%

5 pt Scale: Agree = 4,5, Disagree = 1,2, Neutral = 3 (not reported), No opinion = 0 (Not reported)

Agree and Disagree above will not sum to 100%

Among registered voters 18+

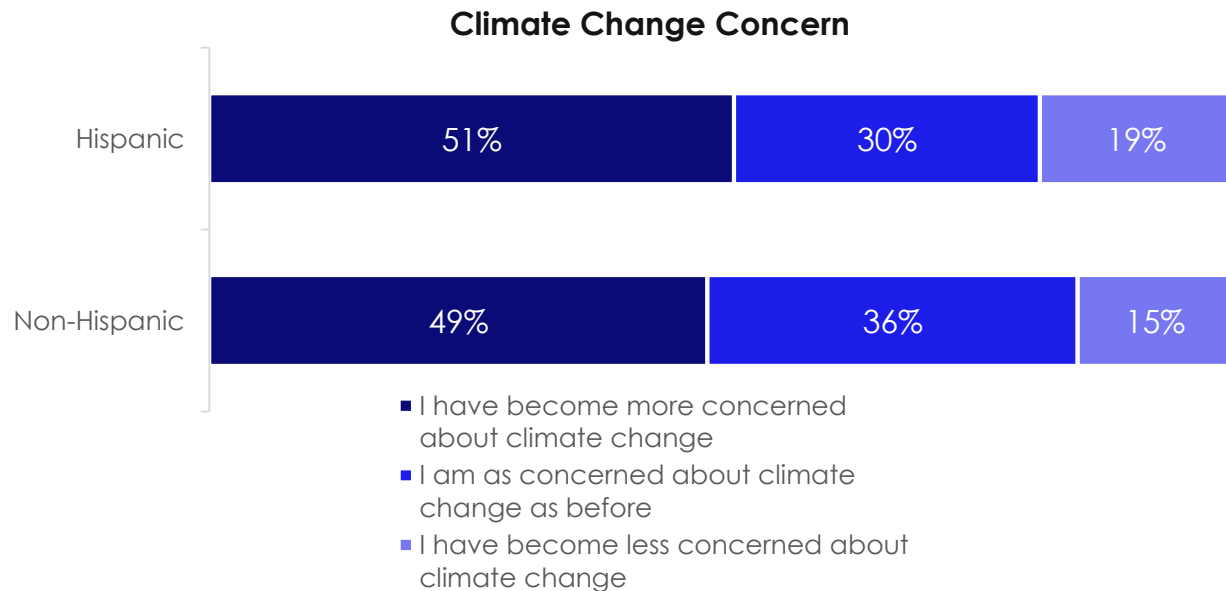
Source: Univision political tracker in collaboration with Media Predict as of September 2020



**CLIMATE CHANGE**

# OVER THE PAST YEAR OR SO, ABOUT HALF OF ALL RESPONDENTS HAVE BECOME MORE CONCERNED ABOUT CLIMATE CHANGE

*On the issue of climate change, over the past year or so have you become more concerned about this issue, less concerned about it, or about the same as before?*



**HISPANICS GREATER AGREEMENT:****-CLIMATE CHANGE IS A BIG THREAT TO PLANET****-A RESULT OF HUMAN ACTIVITY****-ACTION SHOULD BE TAKEN EVEN IF IT MEANS SIGNIFICANT INCREASE IN MY TAXES***How much do you agree or disagree with each of the following statements? [Climate Change]*

Statement	Hispanic		Non-Hispanic	
	Agree	Disagree	Agree	Disagree
Climate change is a very big threat to the planet.	<b>81%</b>	5%	<b>75%</b>	9%
Climate change is a result of human activity.	<b>81%</b>	4%	<b>72%</b>	8%
Action should be taken on the environment even if it means a significant increase in my taxes.	<b>53%</b>	16%	<b>49%</b>	29%

5 pt Scale: Agree = 4,5, Disagree = 1,2, Neutral = 3 (not reported), No opinion = 0 (Not reported)

Agree and Disagree above will not sum to 100%

Among registered voters 18+

Source: Univision political tracker in collaboration with Media Predict as of September 2020



**IMMIGRATION**



**HISPANICS GREATER AGREEMENT:**

- WE SHOULD PROVIDE A PATHWAY TO LEGAL STATUS FOR UNDOCUMENTED IMMIGRANTS WHO HAVE BEEN IN THE U.S. AND NOT COMMITTED A SERIOUS CRIME
- WE SHOULD REFORM IMMIGRATION LAWS TO GIVE HIGHER PRIORITY TO PEOPLE WITH NEEDED SKILLS AND EDUCATION
- I SUPPORT THE EXISTENCE OF SANCTUARY CITIES EVEN IF IT MEANS A LOSS OF SOME FEDERAL FUNDING
- IT SHOULD NOT BE A CRIME TO CROSS THE BORDER ILLEGALLY
- GOVT BENEFITS SHOULD BE PROVIDED TO UNDOCUMENTED IMMIGRANTS FREE OF COST
- ABOUT HALF OF RESPONDENTS AGREE WE SHOULD INCREASE RESOURCES DEDICATED TO MANAGING THE SITUATION AT THE SOUTHERN BORDER OF THE US
- HISPANICS LESS AGREEMENT THERE ARE TOO MANY UNDOCUMENTED IMMIGRANTS CROSSING THE BORDER INTO THE U.S.

How much do you agree or disagree with each of the following statements? [Immigration]

Statement	Hispanic		Non-Hispanic	
	Agree	Disagree	Agree	Disagree
We should provide a pathway to legal status (including citizenship) for undocumented immigrants who have been in the U.S. and have not committed a serious crime.	78%	8%	64%	13%
We should reform immigration laws to give higher priority to people with needed skills and education.	61%	10%	52%	12%
I support the existence of sanctuary cities even if it means a loss of some federal funding	52%	20%	37%	33%
It should not be a crime to cross the border illegally.	49%	30%	33%	46%
Government benefits, like healthcare, should be provided to undocumented immigrants free of cost.	47%	24%	23%	50%
I think that we should increase resources dedicated to managing the situation at the southern border of the U.S.	46%	20%	49%	16%
There are too many undocumented immigrants crossing the border into the United States.	43%	21%	57%	17%

5 pt Scale: Agree = 4,5, Disagree = 1,2, Neutral = 3 (not reported), No opinion = 0 (Not reported)

Agree and Disagree above will not sum to 100%

Among registered voters 18+

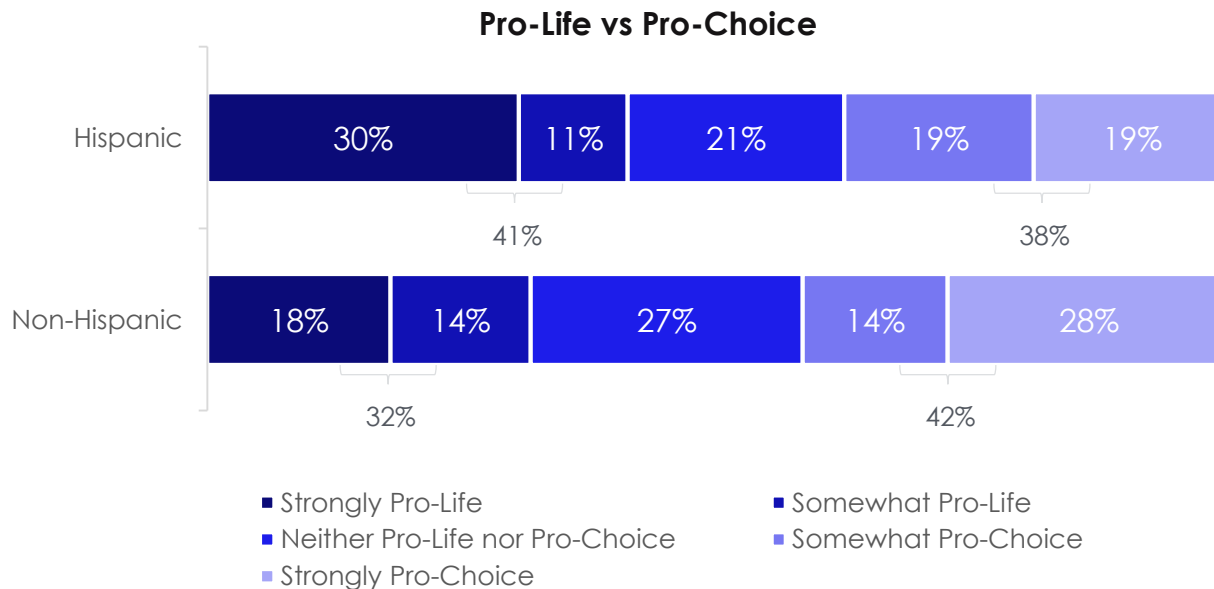
Source: Univision political tracker in collaboration with Media Predict as of September 2020



**PRO LIFE OR PRO CHOICE**

**-41% HISPANICS STRONGLY/SOMEWHAT PRO-LIFE, 38% STRONGLY/SOMEWHAT PRO-CHOICE**  
**-32% NON-HISPANICS STRONGLY/SOMEWHAT PRO-LIFE, 42% STRONGLY/SOMEWHAT PRO-CHOICE**

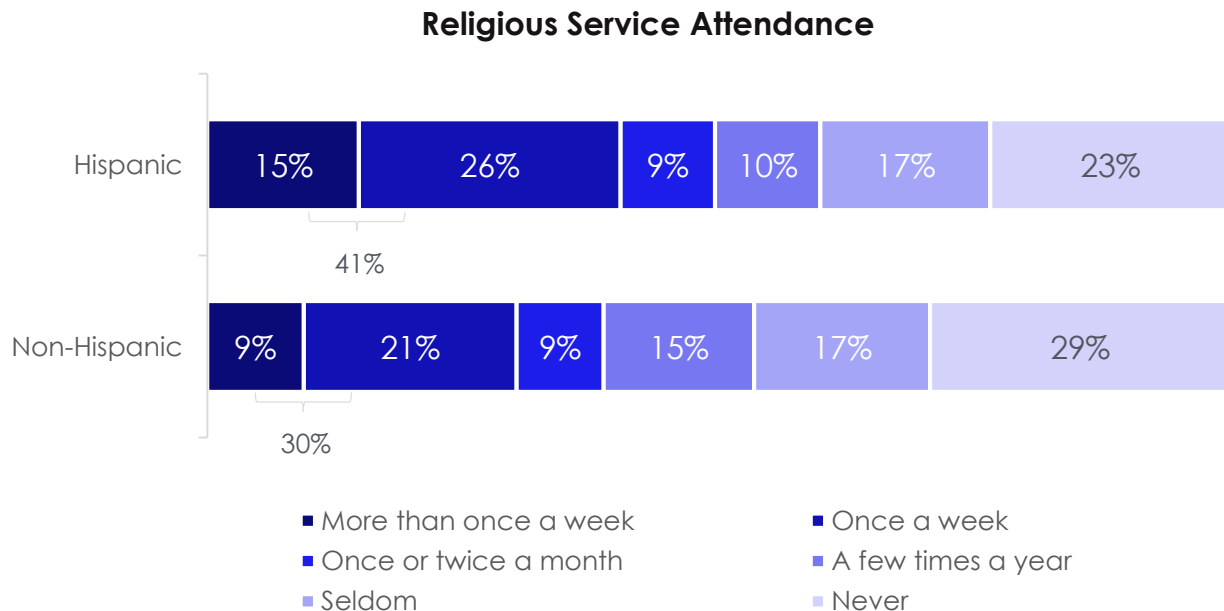
*On the issue of abortion, do you consider yourself to be Pro-Life or Pro-Choice?*



# RELIGIOUS SERVICE ATTENDANCE

# BEFORE PANDEMIC: 41% OF HISPANICS, 30% OF NON-HISPANICS ATTENDED RELIGIOUS SERVICE ONCE A WEEK OR MORE

To the best of your recollection, how often did you attend religious services before the coronavirus pandemic began?





**THANK YOU**