

UNIVISION & MEDIA PREDICT

2020 PRESIDENTIAL
ELECTION TRACKER

Philadelphia

October



MP

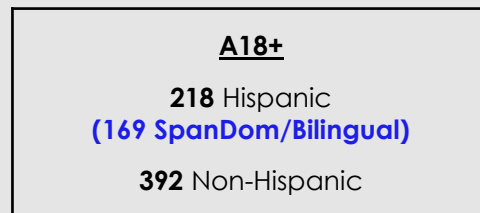


OBJECTIVES

- Measure current landscape of the 2020 candidates for president and other offices
- Assess voter sentiments towards current government officials and bodies
- Understand key issues and their degree of importance as motivators to vote

METHODOLOGY

- Online survey of **610** registered voters 18+

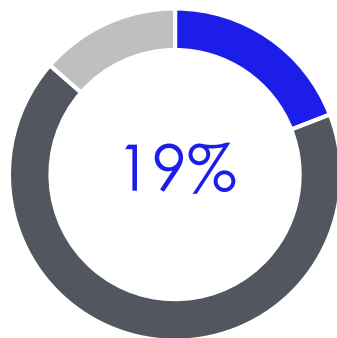


- In field 9/30/2020 – 10/13/2020
- Weighted to the registered voter universe by age, gender, education, and census division.
- **This Report: Hispanic SpanDom/Bilingual vs Non-Hispanic**

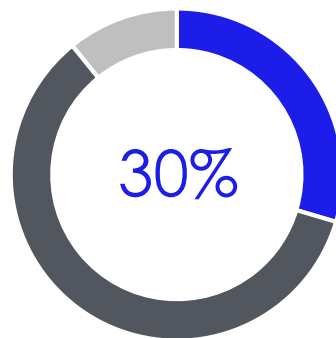
ONLY 19% OF HISPANICS, 30% NON-HISPANICS FEEL UNITED STATES IS HEADED IN RIGHT DIRECTION

Right Direction or Wrong Track

In general, do you believe that the United States is headed in the right direction, or has gone off on the wrong track?



Hispanics



Non-Hispanics

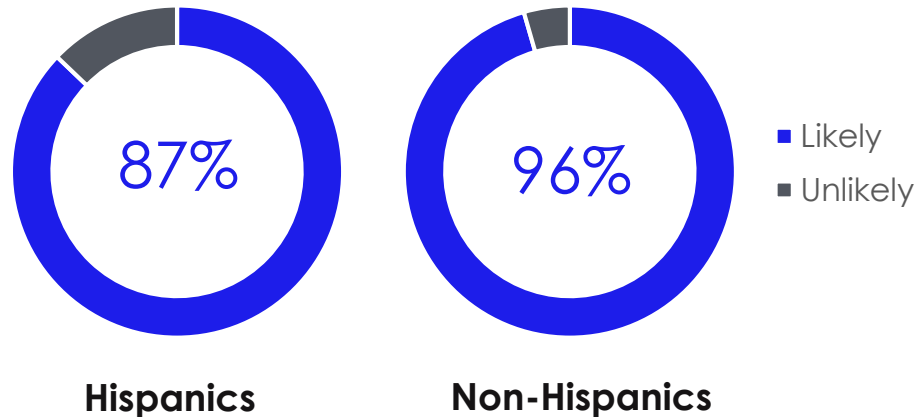
- Right direction
- Wrong track
- Unsure

2020 VOTE

ABOUT 90% OF RESPONDENTS PLAN TO VOTE IN GENERAL ELECTION

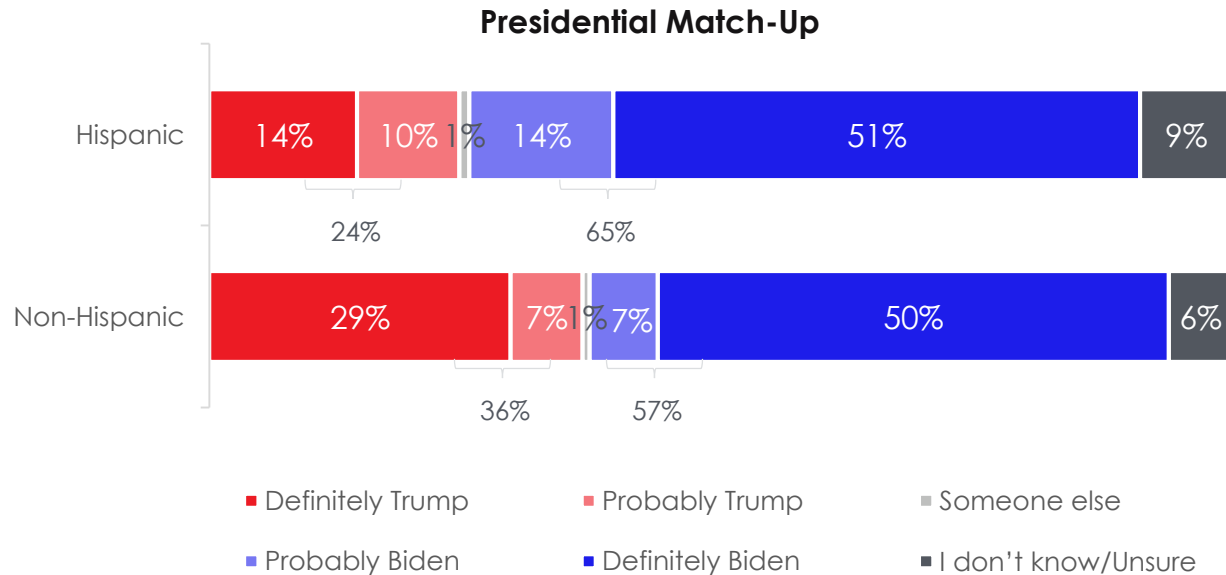
Likelihood to Vote in 2020

On a scale of 1 to 10, how likely or unlikely are you to vote in the 2020 General Election, being held on November 3, 2020?



TOP TWO BOX INTEND TO VOTE:
HISPANICS 65% BIDEN, 24% TRUMP
NON-HISPANICS 57% BIDEN, 36% TRUMP
DON'T KNOW/UNSURE: 9% HISPANICS, 6% NON-HISPANICS

Based on what you know today, do you intend to vote for President Donald Trump, Democratic nominee Joe Biden, or someone else in the coming presidential election?

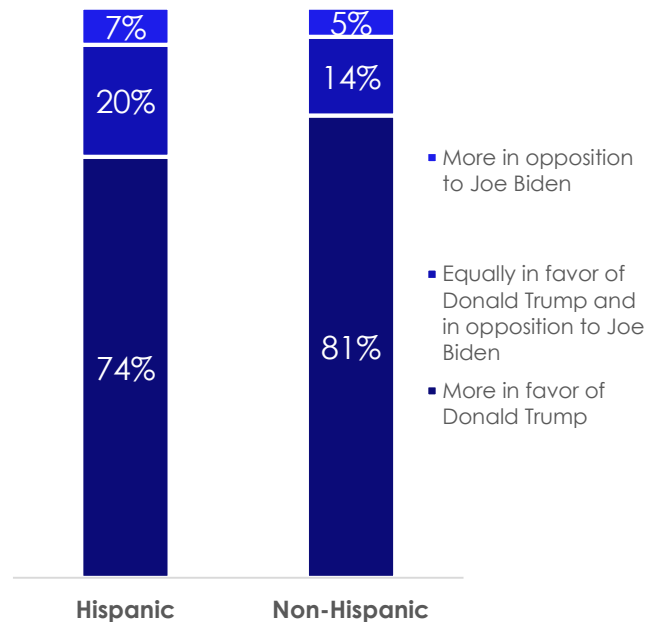


TRUMP VOTERS MORE ENTHUSIASTIC:

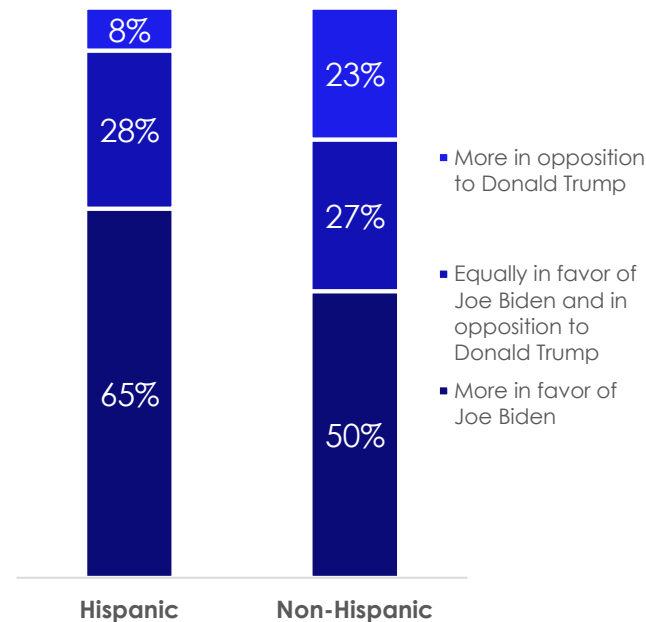
**-TRUMP VOTERS: 7% OF HISPANICS, 5% NON-HISPANICS WILL DO SO IN OPPOSITION TO BIDEN;
74% HISPANICS, 81% NON-HISPANICS BECAUSE THEY FAVOR TRUMP**

**-BIDEN VOTERS: 8% OF HISPANICS, 23% NON-HISPANICS WILL DO SO IN OPPOSITION TO TRUMP,
65% HISPANICS, 50% NON-HISPANICS BECAUSE THEY FAVOR BIDEN**

Voting Trump: Favor Trump or Oppose Biden

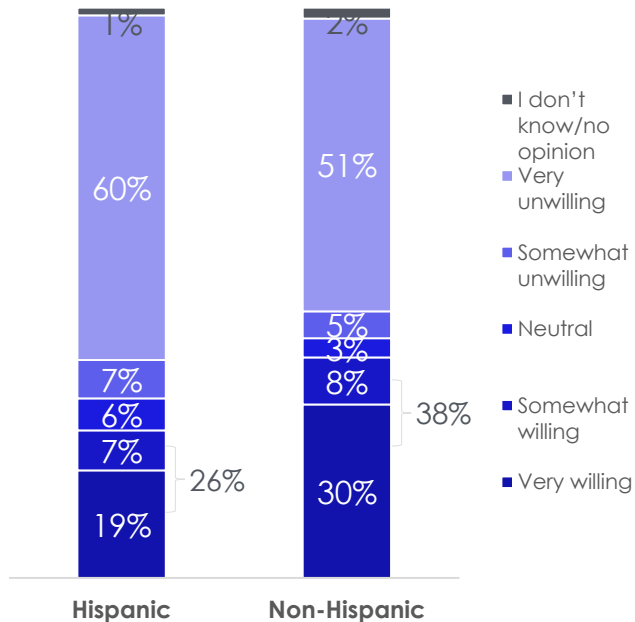


Voting Biden: Favor Biden or Oppose Trump

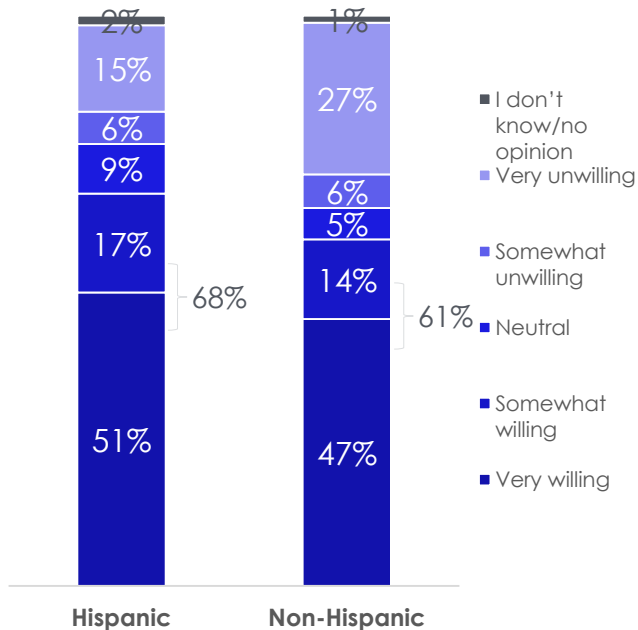


-26% HISPANICS, 38% NON-HISPANICS SOMEWHAT/VERY WILLING TO VOTE FOR TRUMP
-68% HISPANICS, 61% NON-HISPANICS SOMEWHAT/VERY WILLING TO VOTE FOR BIDEN

Willingness to Vote for Trump

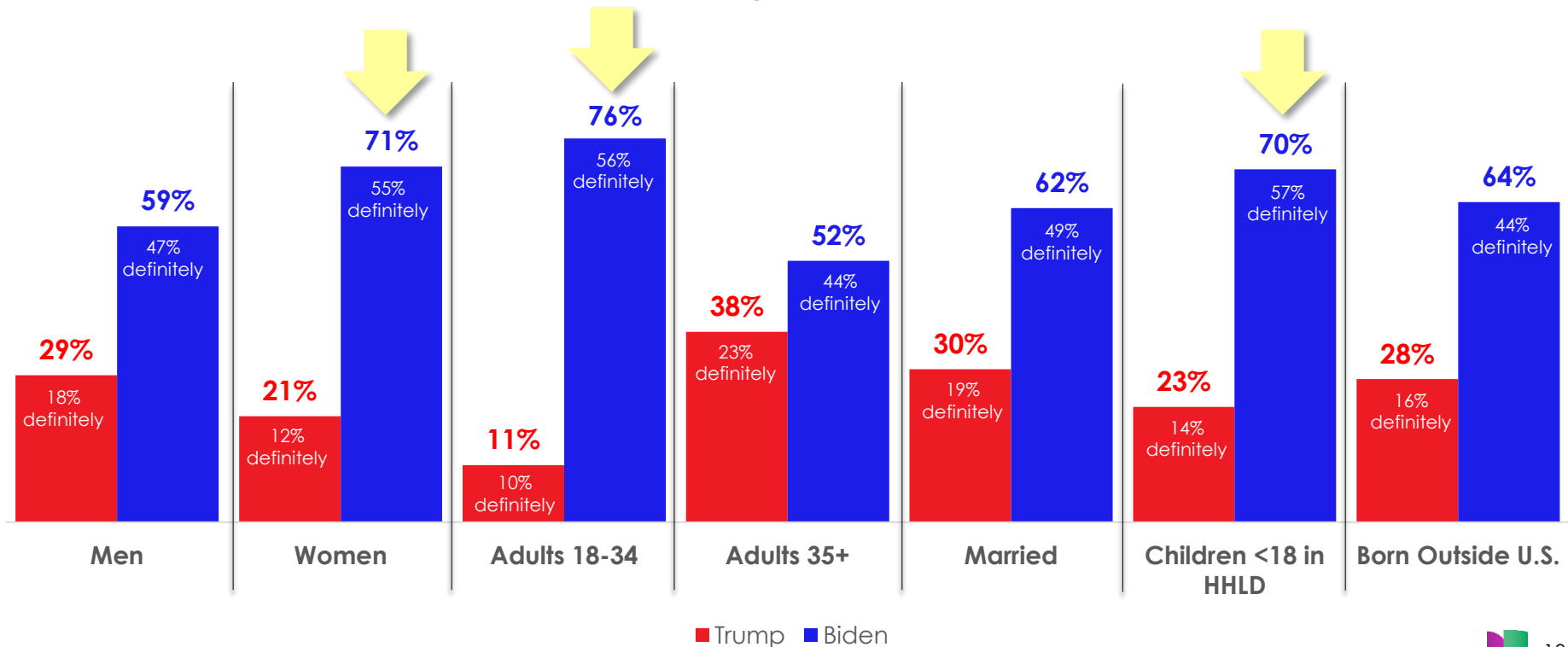


Willingness to Vote for Biden



STRONGEST HISPANIC OPPORTUNITIES: TRUMP SUPPORTERS: ADULTS 35+, MARRIED, MEN BIDEN SUPPORTERS: ADULTS 18-34, WOMEN, LIVING WITH KIDS <18 IN HHLD

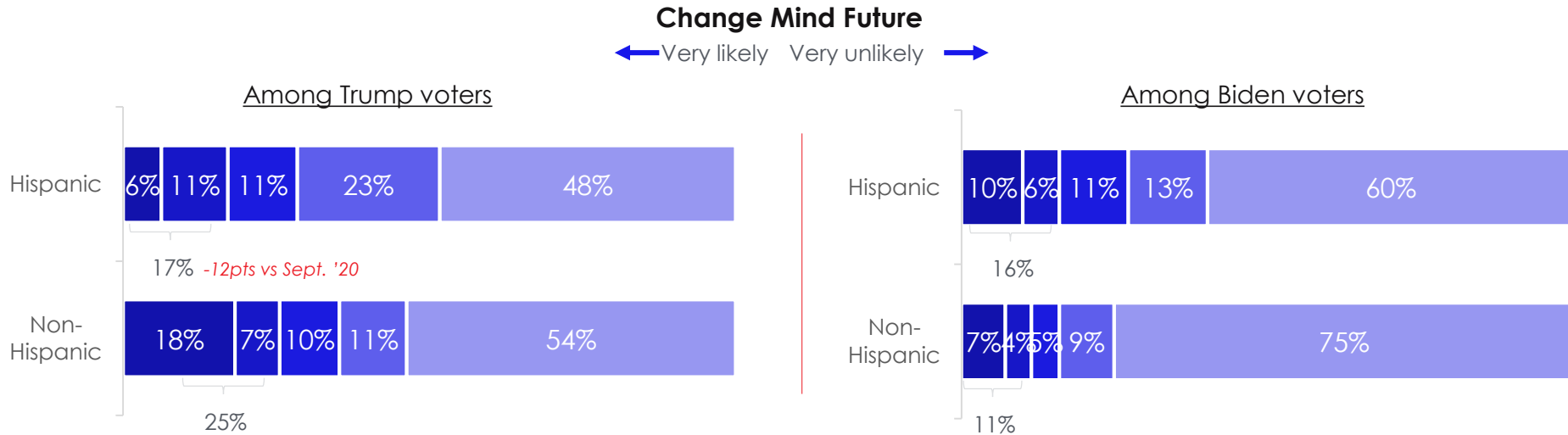
Based on what you know today, do you intend to vote for President Donald Trump, Democratic nominee Joe Biden, or someone else in the coming presidential election?



TRUMP VS. BIDEN SUPPORTERS:

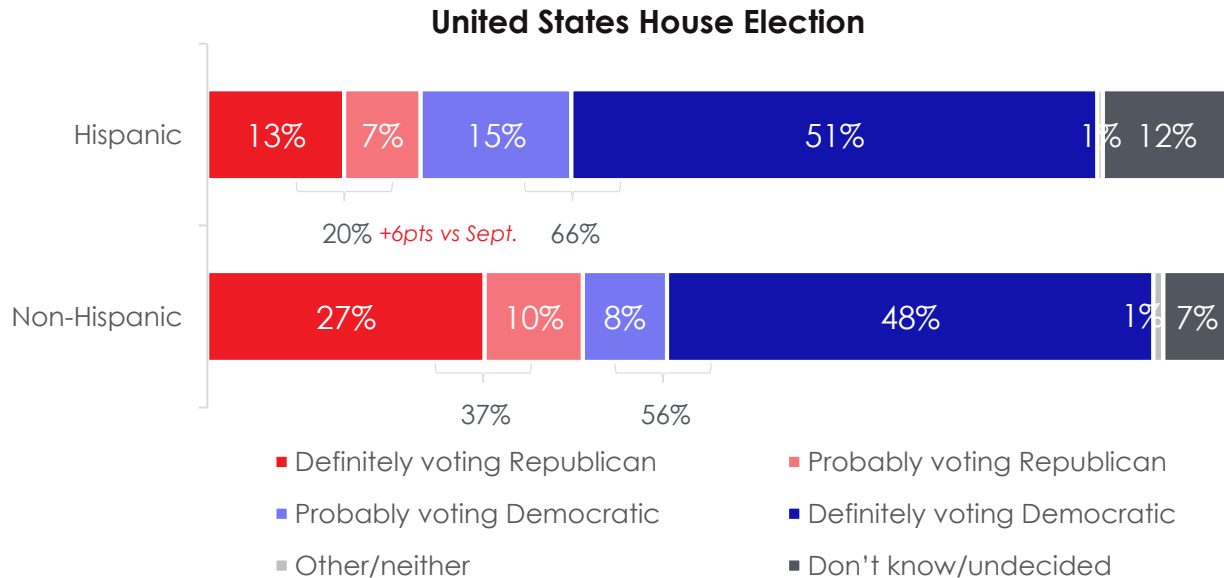
-AMONG TRUMP VOTERS, 17% OF HISPANICS, 25% NON-HISPANICS LIKELY TO CHANGE THEIR MIND ABOUT WHO THEY WILL VOTE FOR
-AMONG BIDEN VOTERS, 16% OF HISPANICS, 11% NON-HISPANICS LIKELY TO CHANGE THEIR MIND

How likely or unlikely are you to change your mind in the future about who you will vote for in the 2020 Presidential election?



HOUSE ELECTION PARTY VOTING INTENT TOP TWO BOX:
-HISPANICS 66% DEMOCRATIC, 20% REPUBLICAN
-NON-HISPANICS 56% DEMOCRATIC, 37% REPUBLICAN
-12% HISPANICS, 7% NON-HISPANICS DON'T KNOW/UNDECIDED

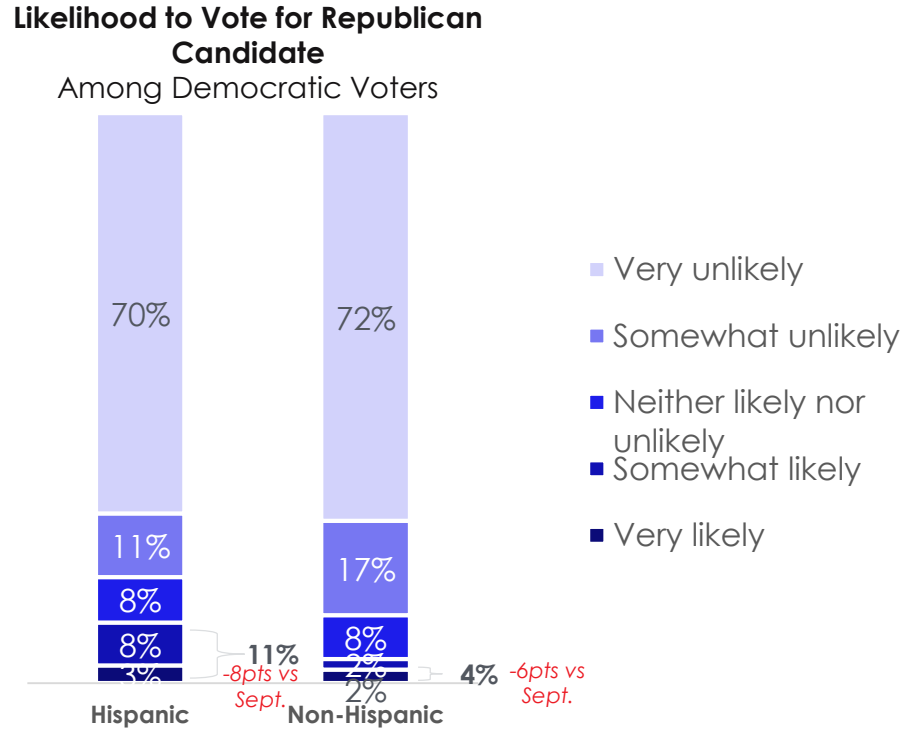
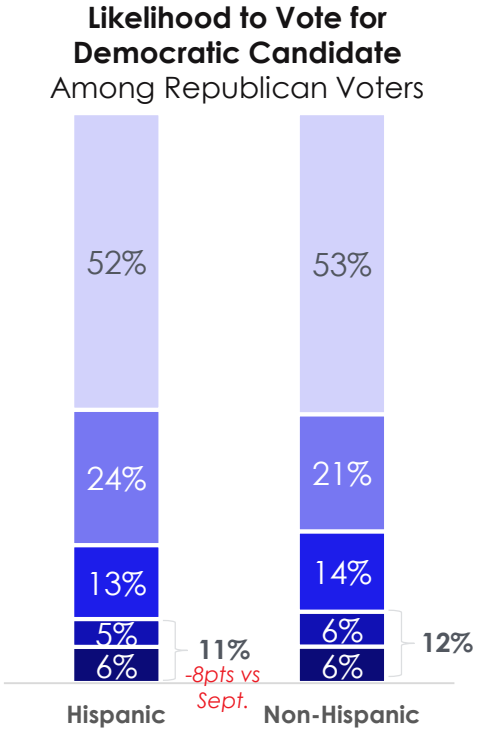
If the election for the United States House of Representatives were held today, which party's candidate would you vote for?



LIKELIHOOD TO VOTE FOR OTHER PARTY TOP TWO BOX:

-AMONG REGISTERED REPUBLICANS: 11% HISPANICS, 12% NON-HISPANICS LIKELY TO VOTE FOR DEM CANDIDATE

-AMONG REGISTERED DEMOCRATS: 11% HISPANICS, 4% NON-HISPANICS LIKELY TO VOTE FOR REPUBLICAN CANDIDATE

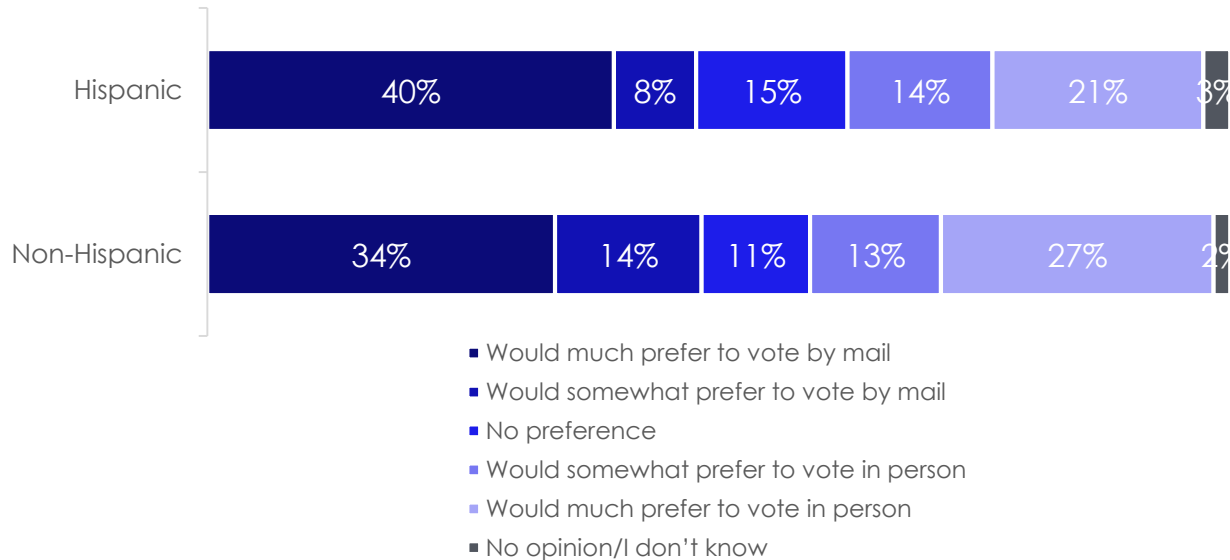


- Very unlikely
- Somewhat unlikely
- Neither likely nor unlikely
- Somewhat likely
- Very likely

48% OF RESPONDENTS MUCH/SOMEWHAT PREFER TO VOTE BY MAIL IN 2020 PRESIDENTIAL ELECTION

Would you prefer to vote by mail, if it is available, or in person in the 2020 Presidential Election?

Voting by Mail Preference



- ABOUT 60% OF RESPONDENTS AGREE VOTING BY MAIL IS EASIER TO DO THAN VOTING IN PERSON, AND FEEL COMFORTABLE DOING SO
- ABOUT 60% BELIEVE YOU SHOULD HAVE TO REQUEST A MAIL IN BALLOT FROM STATE OR LOCAL GOVT IN ORDER TO BE ABLE TO VOTE BY MAIL; ABOUT 40% AGREE STATE AND LOCAL GOVT SHOULD MAIL BALLOTS TO EVERYONE ON VOTER LIST EVEN IF THEY AREN'T REQUESTED
- ABOUT 40% AGREE VOTING BY MAIL IS MORE PRONE TO ABUSE AND FRAUD; INCREASES CHANCES THAT VOTE WILL NOT BE COUNTED
- LIMITED SUPPORT FOR STATE AND LOCAL GOVTS MAILING BALLOTS TO EVERYONE ON VOTER LIST EVEN IF SOME OF THE ADDRESSES ARE NOT UP TO DATE OR SOME OF THE PEOPLE NO LONGER LIVE IN JURISDICTION COVERED BY VOTER LIST

How much do you agree or disagree with each of the following statements? [Mail-In Voting]

| Statement | Hispanic | | Non-Hispanic | |
|---|----------|----------|--------------|----------|
| | Agree | Disagree | Agree | Disagree |
| I feel comfortable voting by mail | 58% | 26% | 62% | 25% |
| Voting by mail is easier to do than voting in person | 57% | 18% | 65% | 15% |
| You should have to request a mail-in ballot from your state or local government in order to be able to vote by mail. | 57% | 14% | 59% | 17% |
| My State and local governments should mail ballots to everyone on the voter list even if they aren't requested. | 46% | 25% | 44% | 31% |
| Voting by mail is more prone to abuse and fraud than voting in person | 45% | 28% | 46% | 38% |
| Voting by mail increases the chance that my vote will not be counted | 40% | 33% | 46% | 34% |
| My State and local governments should mail ballots to everyone on the voter list even if some of the addresses are not up to date or some of the people on the list no longer live in the jurisdiction covered by the voter list. | 34% | 30% | 27% | 46% |

5 pt Scale: Agree = 4.5, Disagree = 1.2, Neutral = 3 (not reported), No opinion = 0 (Not reported)

Agree and Disagree above will not sum to 100%

Among registered voters 18+

Source: Univision political tracker in collaboration with Media Predict as of October 2020



NET FAV/JOB APPROVAL

NET FAV:

-AMONG HISPANICS: BIDEN, DEMOCRATIC PARTY, BLACK LIVES MATTER HIGHEST; TRUMP LOWEST

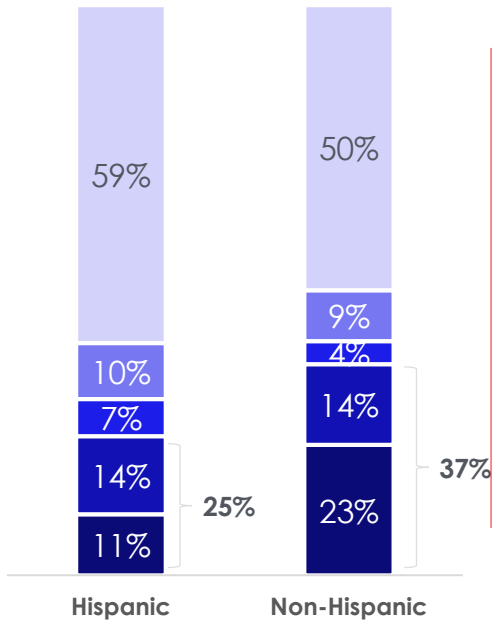
-AMONG NON-HISPANICS: BIDEN, HARRIS, BLACK LIVES MATTER HIGHEST; MCCONNELL LOWEST

For each candidate listed below, please indicate if you have a favorable or unfavorable opinion of them.

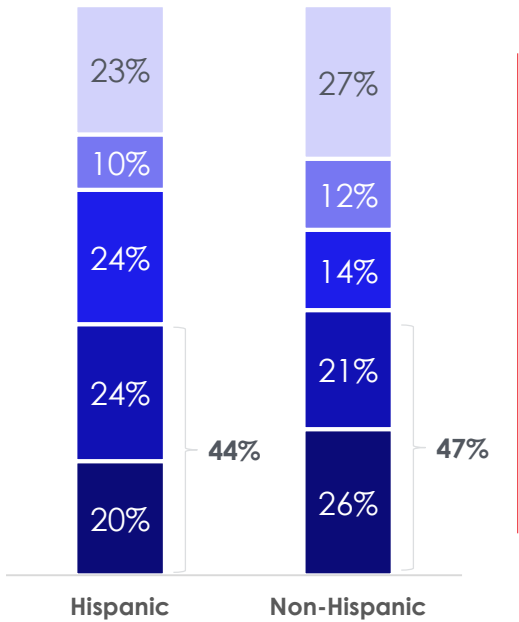
| | Hispanic | Non-Hispanic |
|----------------------|-------------|--------------|
| | Oct 2020 | Oct 2020 |
| Joe Biden | 38% | 30% |
| The Democratic Party | 36% | 22% |
| Black Lives Matter | 19% | 27% |
| Kamala Harris | 16% | 29% |
| Nancy Pelosi | 11% | 3% |
| Chuck Schumer | 0% | 5% |
| Mike Pence | -24% | -22% |
| Mitch McConnell | -27% | -23% |
| The Republican Party | -33% | -18% |
| Donald Trump | -44% | -20% |

JOB APPROVAL TOP TWO BOX:
TRUMP: HISPANICS 25%, NON-HISPANICS 37%
PELOSI: HISPANICS 44%, NON-HISPANICS 47%
MCCONNELL: HISPANICS 19%, NON-HISPANICS 29%

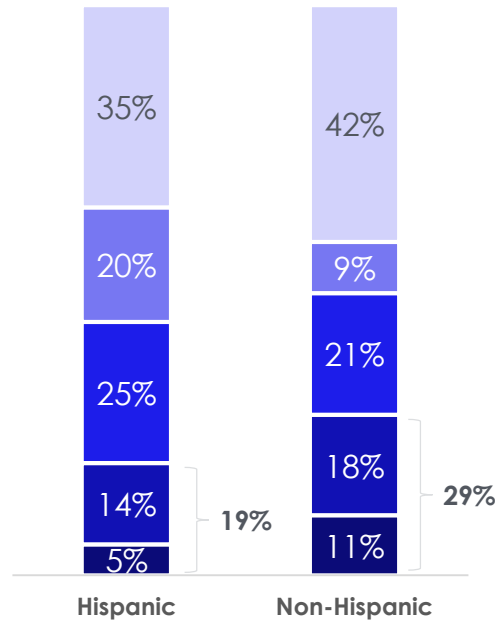
Donald Trump Job Approval



Nancy Pelosi Job Approval



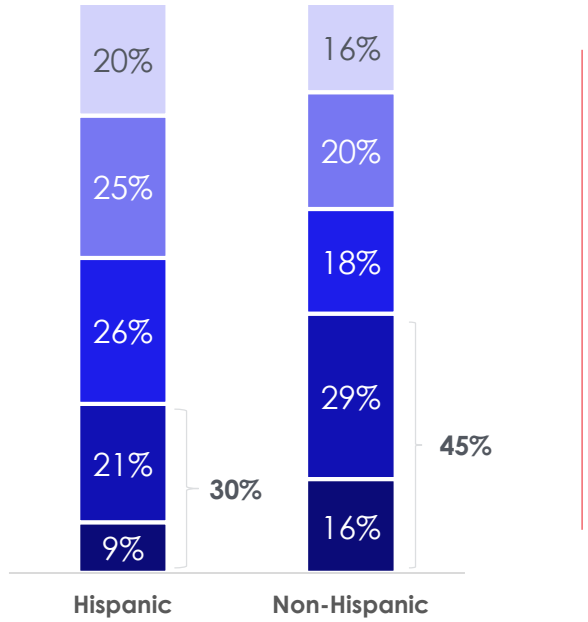
Mitch McConnell Job Approval



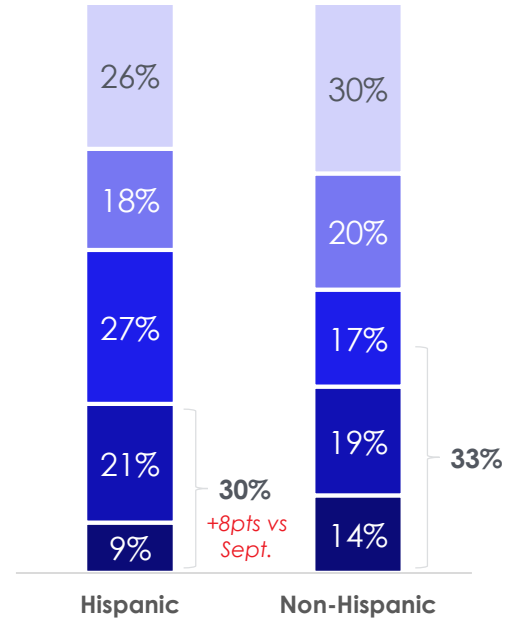
- Strongly disapprove
- Somewhat disapprove
- Neither approve or disapprove
- Somewhat approve
- Strongly approve

JOB APPROVAL TOP TWO BOX: HOUSE: 30% HISPANICS, 45% NON-HISPANICS SENATE: 30% HISPANICS, 33% NON-HISPANICS

**U.S. House of Representatives
 Job Approval**



U.S. Senate Job Approval

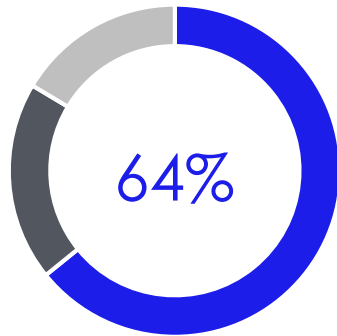


- Strongly disapprove
- Somewhat disapprove
- Neither approve or disapprove
- Somewhat approve
- Strongly approve

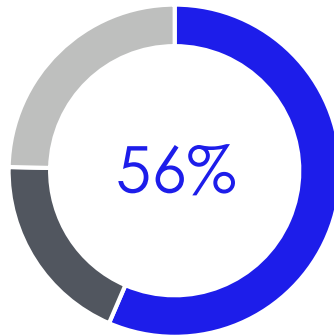
Among registered voters 18+
 Source: Univision political tracker in collaboration with Media Predict as of October 2020

64% HISPANICS, 56% NON-HISPANICS DON'T SUPPORT TRUMP'S POLICIES OR LEADERSHIP STYLE

Trump Policy and Style Opinion



Hispanics



Non-Hispanics

- I don't support Donald Trump's policies or leadership style
- I support Donald Trump's policies but dislike his leadership style
- I support Donald Trump's policies and like his leadership style

THE ISSUES/CURRENT EVENTS

MANY OF HISPANICS' TOP ISSUES ARE AMERICA'S TOP ISSUES: CORONAVIRUS, HEALTHCARE, CRIME AND PUBLIC SAFETY, IMPACT OF CORONAVIRUS ON ECONOMY KEY ISSUES AMONG ALL RESPONDENTS CRIME AND PUBLIC SAFETY, COST OF LIVING AMONG SEVERAL ISSUES OF GREATER IMPORTANCE TO HISPANICS

How important are each of the following issues to you?

Issue Importance TopBox

| | Hispanic (Top Box) | Non- Hispanic (Top Box) | | Hispanic (Top Box) | Non- Hispanic (Top Box) |
|--|-----------------------|-------------------------------|---|-----------------------|-------------------------------|
| Coronavirus / COVID - 19 | 75% | 74% | National security / Terrorism | 54% | 51% |
| Healthcare | 70% | 74% | Police Reform | 54% | 37% |
| Crime and public safety | 68% | 52% | Race Relations | 53% | 53% |
| Impact of the coronavirus on the economy | 66% | 62% | Climate Change | 48% | 54% |
| Social Security / Medicare | 64% | 65% | Immigration reform | 47% | 33% |
| Cost of Living | 64% | 54% | Social issues like abortion or LGBTQ rights | 46% | 36% |
| Economy / Jobs | 63% | 67% | The National Debt | 43% | 33% |
| Education | 61% | 56% | Infrastructure investment | 41% | 33% |
| Gun control | 61% | 47% | Second amendment rights | 41% | 30% |
| Military / Veterans | 58% | 44% | Foreign Policy/International Trade | 35% | 31% |
| Taxes | 56% | 54% | Border security | 34% | 32% |
| Entitlements / social services reform (Medicare, Welfare, etc.) | 55% | 48% | | | |

KEY ISSUES FOR LIKELY TRUMP VOTERS: CRIME AND PUBLIC SAFETY, HEALTHCARE, ECONOMY/JOB

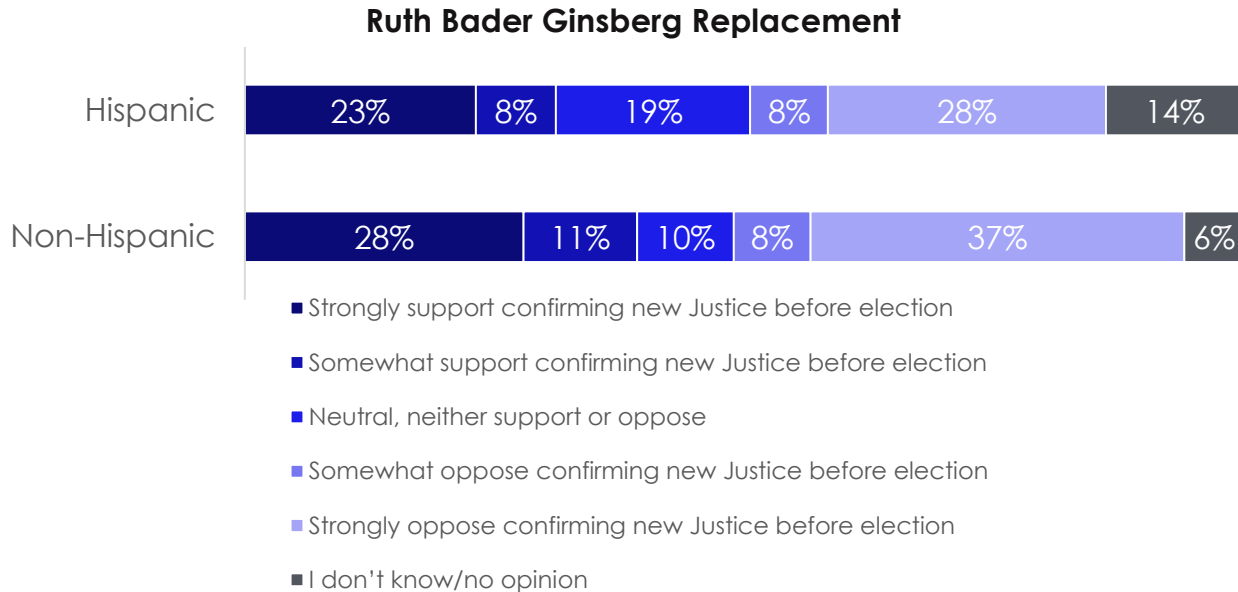
KEY ISSUES FOR LIKELY BIDEN VOTERS: CORONAVIRUS, HEALTHCARE, IMPACT OF CORONAVIRUS ON ECONOMY

| Top 10 issues among definitely/probably <u>Trump</u> voters | % Hispanic Top Box |
|---|--------------------|
| Crime and Public Safety | 69% |
| Healthcare | 66% |
| Economy/Jobs | 63% |
| Impact of Coronavirus on Economy | 60% |
| Coronavirus/COVID-19 | 58% |
| Military/Veterans | 56% |
| Social Security/Medicare | 56% |
| Taxes | 55% |
| Second Amendment Rights | 52% |
| Entitlements/Social Services Reform | 50% |

| Top 10 issues among definitely/probably <u>Biden</u> voters | % Hispanic Top Box |
|---|--------------------|
| Coronavirus/COVID-19 | 84% |
| Healthcare | 72% |
| Impact of Coronavirus on Economy | 70% |
| Cost of Living | 70% |
| Crime and Public Safety | 68% |
| Social Security/Medicare | 67% |
| Education | 66% |
| Gun Control | 64% |
| Economy/Jobs | 63% |
| Climate Change | 62% |

**CONFIRMING NEW JUSTICE BEFORE ELECTION TOP TWO BOX:
 -31% HISPANICS, 39% NON-HISPANICS STRONGLY/SOMEWHAT STRONGLY SUPPORT
 -36% HISPANICS, 45% NON-HISPANICS STRONGLY/SOMEWHAT STRONGLY OPPOSE**

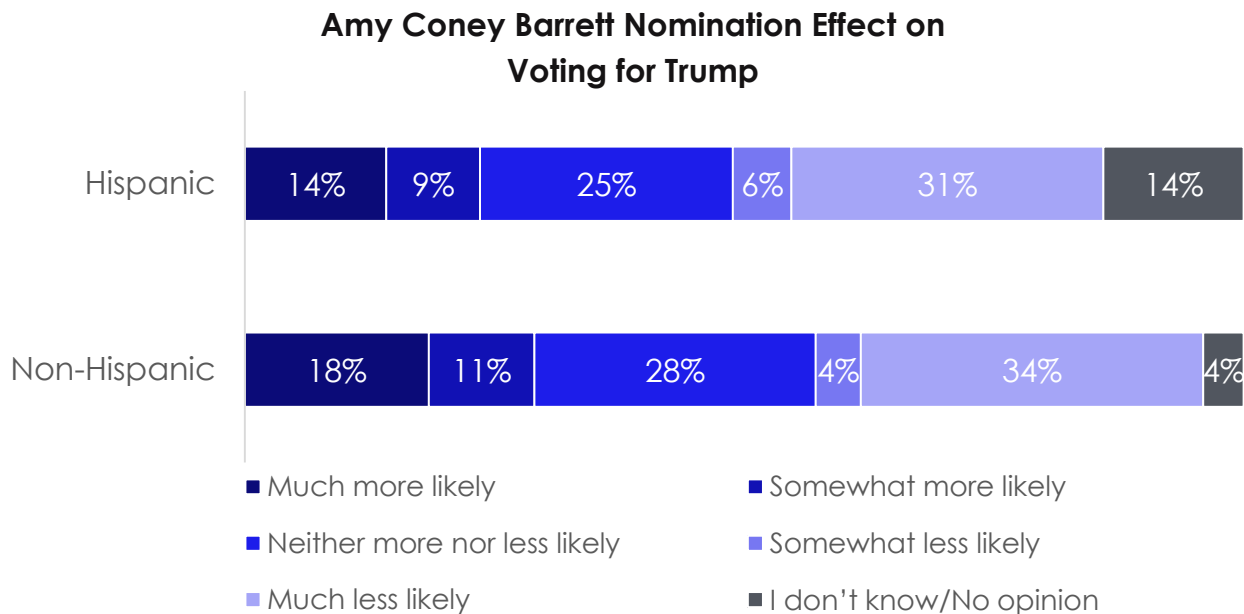
Supreme Court Justice Ruth Bader Ginsburg has recently passed away. Do you support or oppose her replacement being confirmed before the November 2020 election?



IMPACT OF TRUMP NOMINATING AMY CONEY BARRETT:

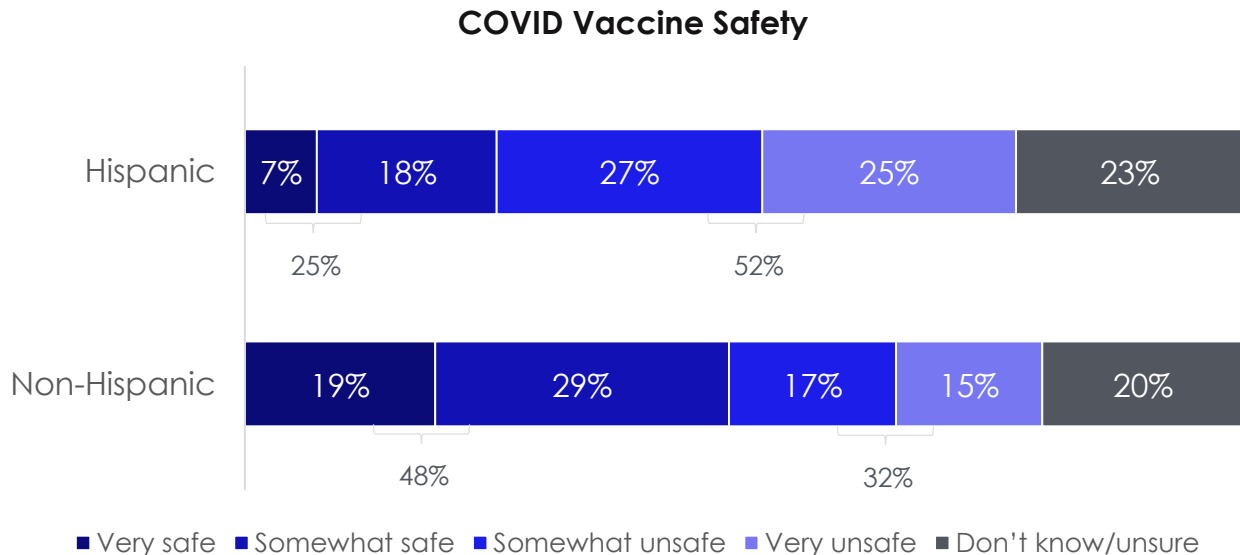
-14% HISPANICS, 18% NON-HISPANICS MUCH MORE LIKELY TO VOTE FOR TRUMP
-31% HISPANICS, 34% NON-HISPANICS MUCH LESS LIKELY TO VOTE FOR TRUMP

President Trump has nominated Judge Amy Coney Barrett to fill the Supreme Court vacancy that arose from the passing of Justice Ruth Bader Ginsberg. Does this nomination make you more or less likely to vote for Donald Trump for President?



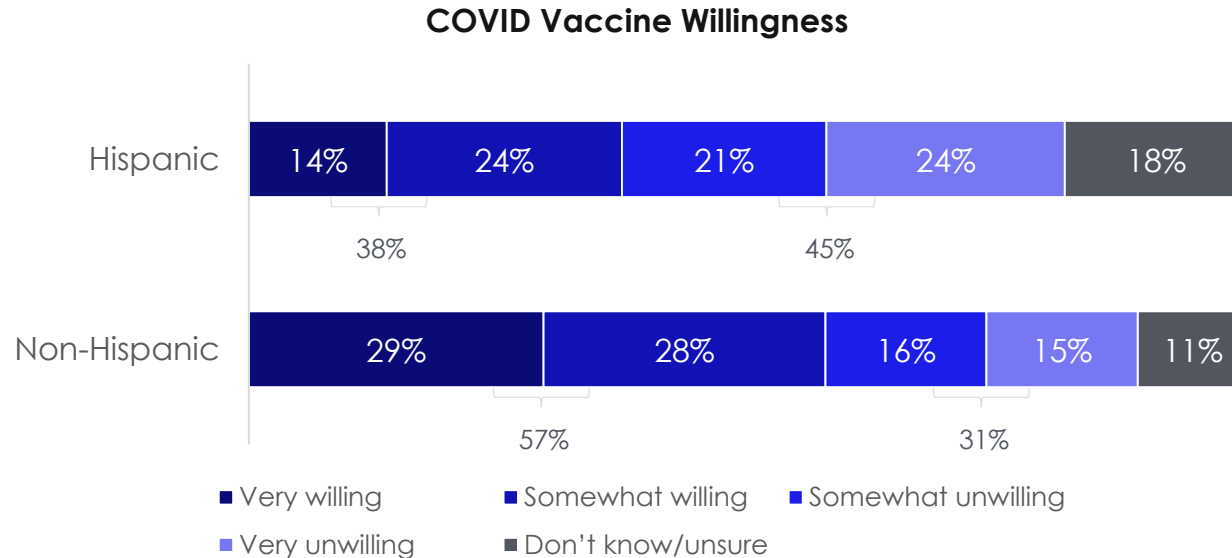
VACCINE SAFETY IF AVAILABLE BEFORE END OF YEAR TOP TWO BOX:
-VERY/SOMEWHAT SAFE: HISPANICS 25%, NON-HISPANICS 48%
-VERY/SOMEWHAT UNSAFE: HISPANICS 52%, NON-HISPANICS 32%

If a vaccine for COVID-19 was available before the end of the year, how safe do you think it will be to take?



WILLING TO TAKE VACCINE BEFORE END OF YEAR TOP TWO BOX:
-VERY/SOMEWHAT WILLING: HISPANICS 38%, NON-HISPANICS 57%
-VERY/SOMEWHAT UNWILLING: HISPANICS 45%, NON-HISPANICS 31%

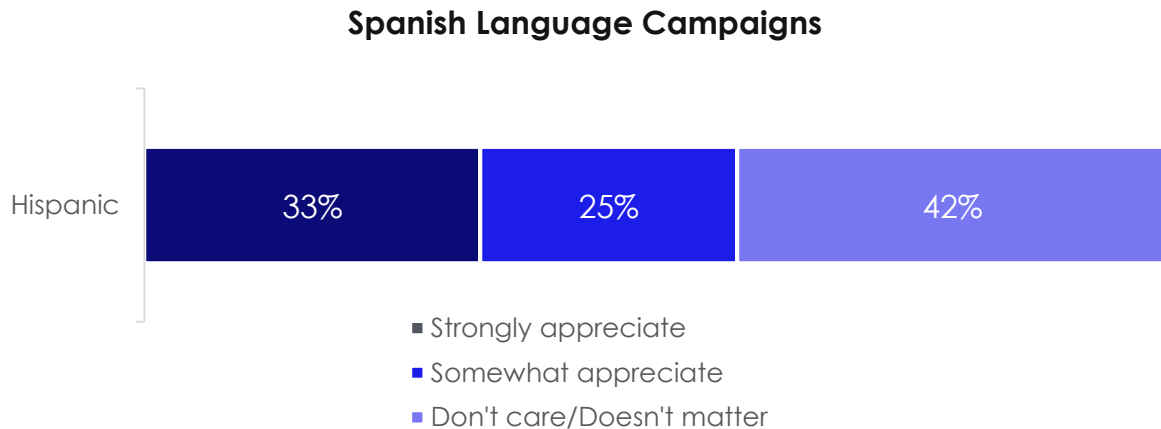
If a vaccine for COVID-19 was available before the end of the year and you believed it was safe, how willing or unwilling would you be to take it?



THE IMPORTANCE OF SPANISH LANGUAGE

NEARLY 60% OF HISPANICS STRONGLY/SOMEWHAT APPRECIATE CANDIDATES WHO ADVERTISE IN SPANISH

When you follow a political campaign for President, Congress, Senate or Governor, do you appreciate when candidates advertise in Spanish in trying to win your vote?



COMMUNICATING IN SPANISH: -58% OF HISPANICS AGREE POLITICAL PARTIES/CANDIDATES WHO ADVERTISE IN SPANISH WANT THEIR VOTE -48% AGREE IT SHOWS THEM CANDIDATES ARE TRULY INTERESTED IN HISPANICS AND THEIR COMMUNITY

How much do you agree or disagree with each of the following statements? *[Spanish Language Campaigns]*

| Statement | Hispanic | |
|---|----------|----------|
| | Agree | Disagree |
| Political parties and candidates who advertise in Spanish are showing me they want my vote. | 58% | 8% |
| When a political party or candidate communicates with me in Spanish, it suggests that they are truly interested in Hispanics and our community. | 48% | 18% |

5 pt Scale: Agree = 4,5, Disagree = 1,2, Neutral = 3 (not reported), No opinion = 0 (Not reported)

Agree and Disagree above will not sum to 100%

Among registered voters 18+

Source: Univision political tracker in collaboration with Media Predict as of October 2020



CORONAVIRUS

-HANDLING APPROVAL

-EFFECTS ON JOBS

-SCHOOL OPENING STATEMENTS AND PARENT OPINION

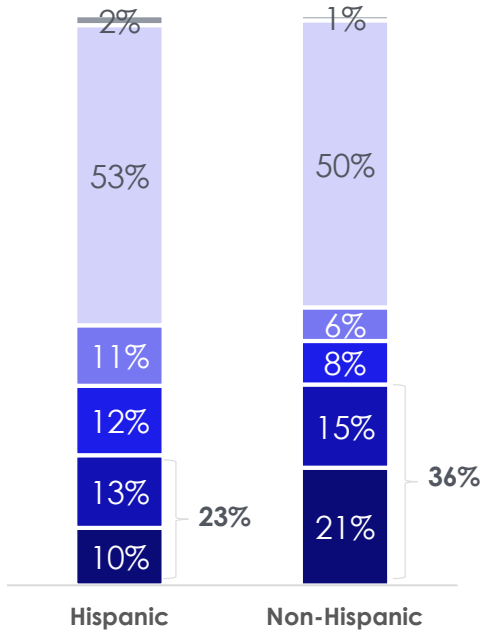
APPROVE TRUMP HANDLING OF CORONAVIRUS TOP TWO BOX:

-HISPANICS 23%, NON-HISPANICS 36%

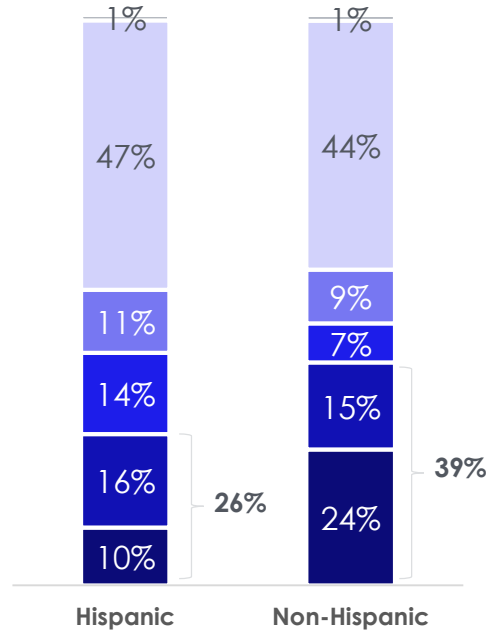
APPROVE TRUMP HANDLING ECONOMIC IMPACT OF CORONAVIRUS TOP TWO BOX:

-HISPANICS 26%, NON-HISPANICS 39%

Trump Handling of Coronavirus



Trump Handling of Economic Impact of Coronavirus



- I don't know/No opinion
- Strongly disapprove
- Somewhat disapprove
- Neither approve nor disapprove
- Somewhat approve
- Strongly approve

Among registered voters 18+
Source: Univision political tracker in collaboration with Media Predict as of October 2020

APPROVE CONGRESS HANDLING OF CORONAVIRUS TOP TWO BOX:

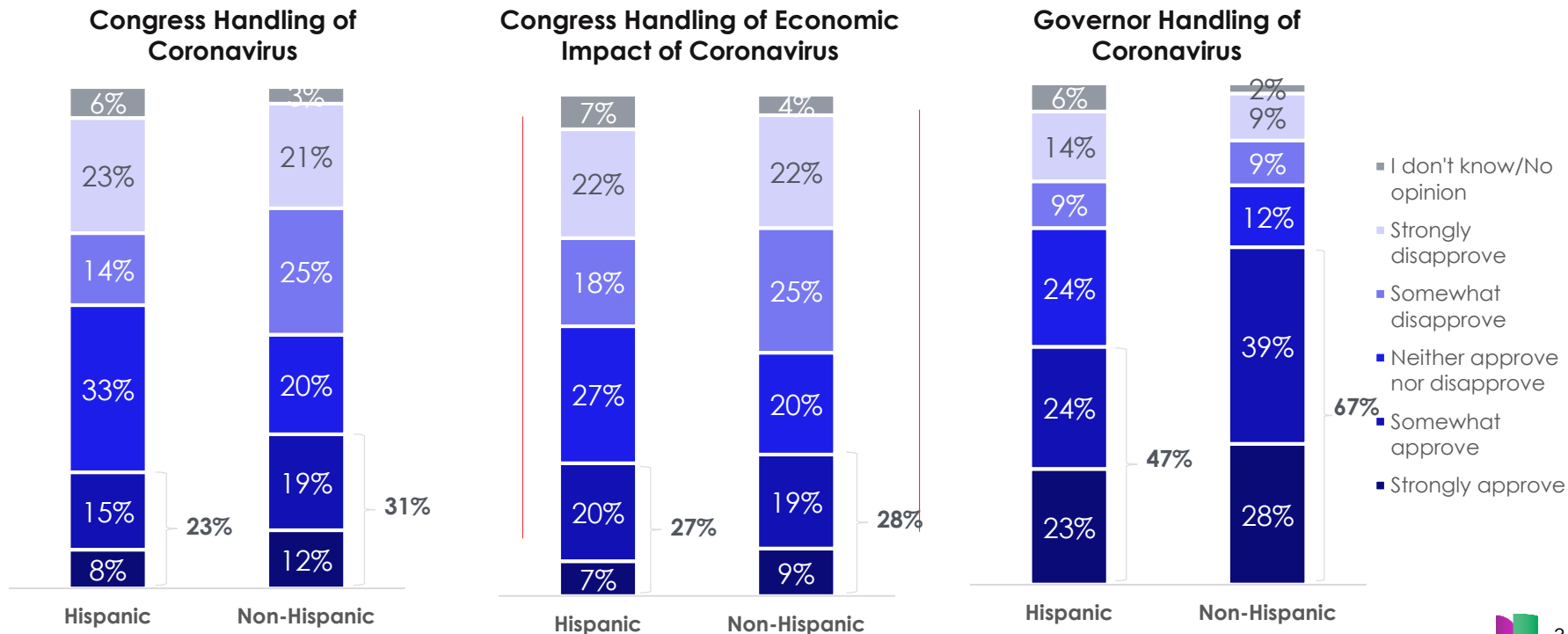
-HISPANICS 23%, NON-HISPANICS 31%

APPROVE CONGRESS HANDLING OF ECONOMIC IMPACT CORONAVIRUS TOP TWO BOX:

HISPANICS 27%, NON-HISPANICS 28%

APPROVE GOVERNOR HANDLING OF CORONAVIRUS TOP TWO BOX:

-HISPANICS 47%, NON-HISPANICS 67%



Among registered voters 18+
Source: Univision political tracker in collaboration with Media Predict as of October 2020

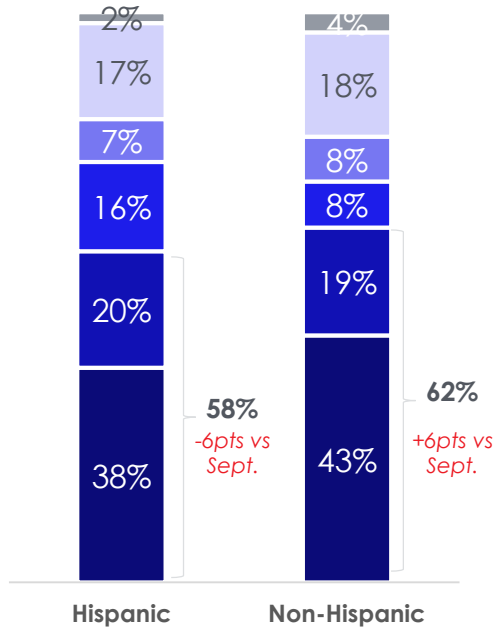
BIDEN HANDLING OF CORONAVIRUS WOULD BE BETTER TOP TWO BOX:

-HISPANICS 58%, NON-HISPANICS 62%

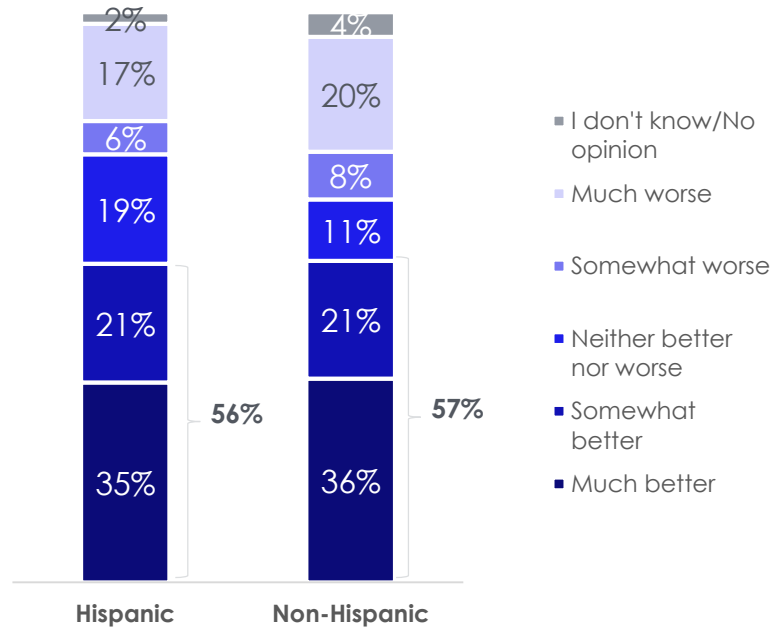
BIDEN HANDLING OF ECONOMIC IMPACT OF CORONAVIRUS WOULD BE BETTER TOP TWO BOX:

-HISPANICS 56%, NON-HISPANICS 57%

Biden Handling of Coronavirus – Better or Worse



Biden Handling of Economic Impact of Coronavirus – Better or Worse



- I don't know/No opinion
- Much worse
- Somewhat worse
- Neither better nor worse
- Somewhat better
- Much better

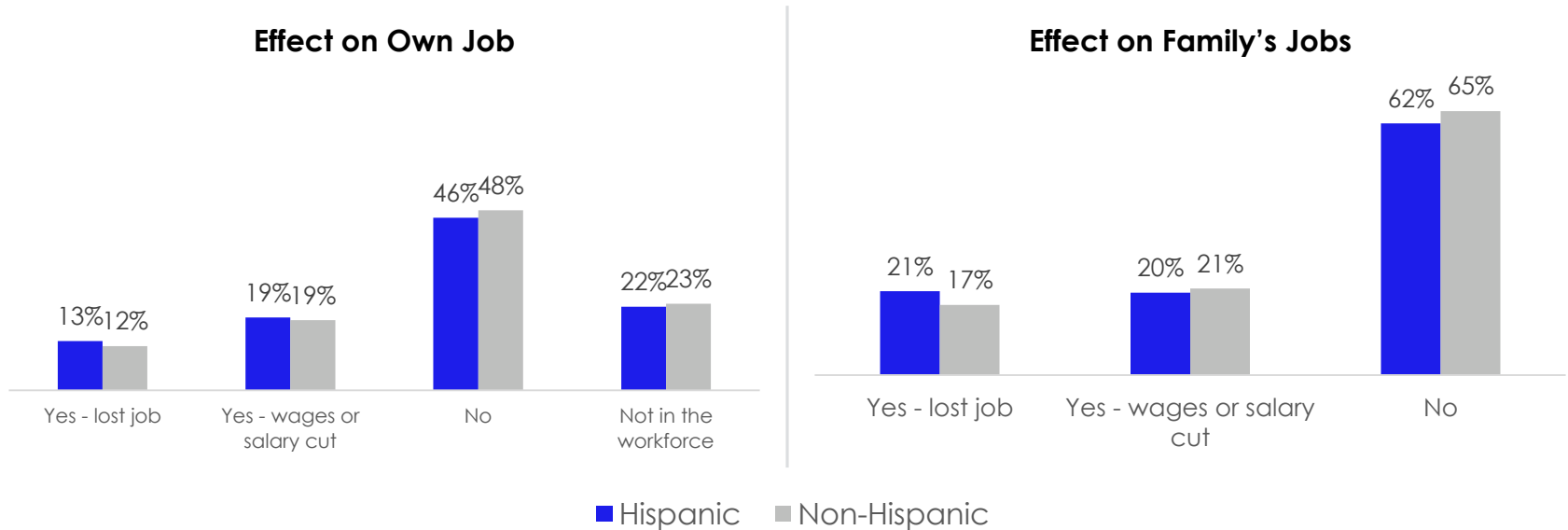
Among registered voters 18+
Source: Univision political tracker in collaboration with Media Predict as of October 2020

CORONAVIRUS EFFECT ON JOB:

- OVER 30% OF RESPONDENTS HAVE LOST JOB OR SEEN WAGES/SALARY CUT
- ABOUT 40% HAVE SEEN SOMEONE IN FAMILY LOSE JOB OR HAD WAGES/SALARY CUT

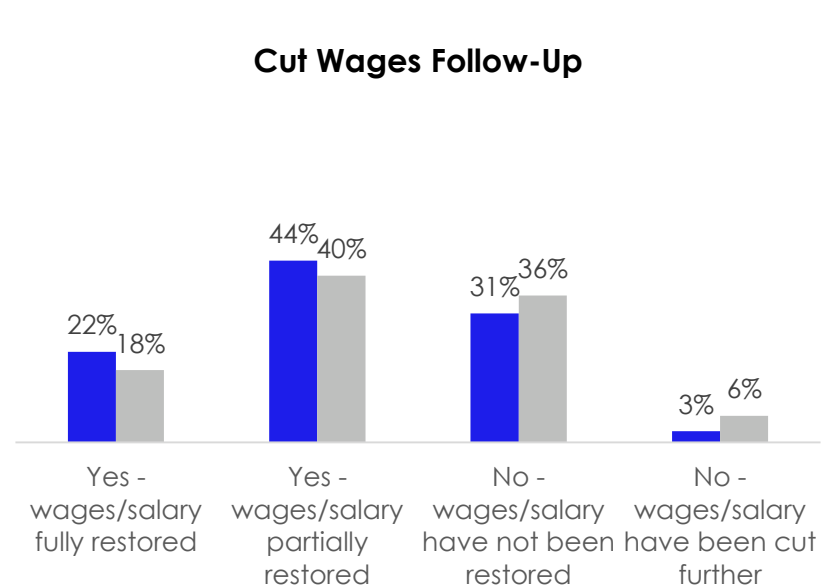
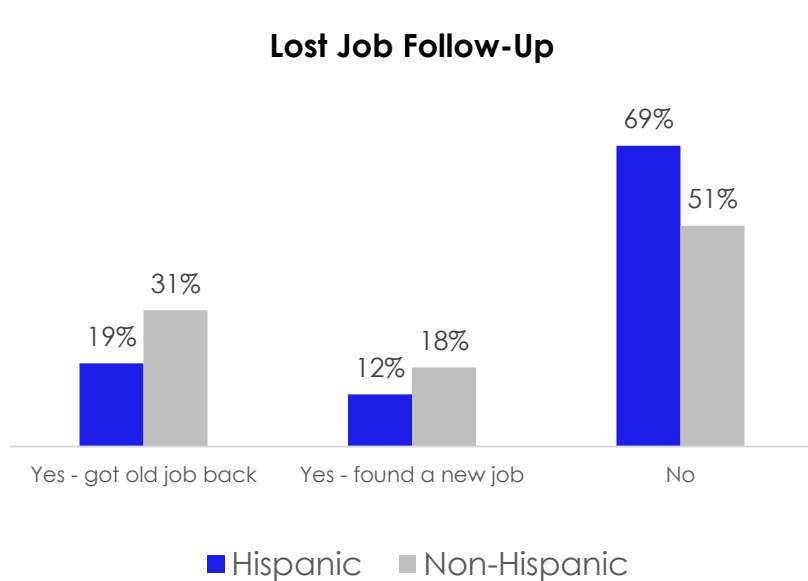
Have you lost your job or have your wages or salary been cut because of the coronavirus?

Besides you, has anyone in your family lost their job or have your wages or salary been cut because of the coronavirus?



**-AMONG THOSE WHO LOST JOB, ABOUT 70% HISPANICS, 50% NON-HISPANICS
HAVE NOT GOTTEN JOB BACK OR FOUND NEW ONE
-AMONG THOSE WHO HAD WAGES CUT, OVER 30% OF RESPONDENTS HAVE NOT
HAD WAGES RESTORED**

*You answered that you had lost your job due to the coronavirus, have you since gotten your job back or found a new one?
You answered that you had your wages or salary cut due to the coronavirus, have you since had your wages/salary restored?*



SCHOOL OPENING STATEMENTS

This year, schools are operating in a variety of ways, from being open for full-time in-person instruction to being completely on-line. For each of the following, please indicate how effective or ineffective you think they are in educating children.

Full Time:

Schools that are doing full-time in-person teaching.

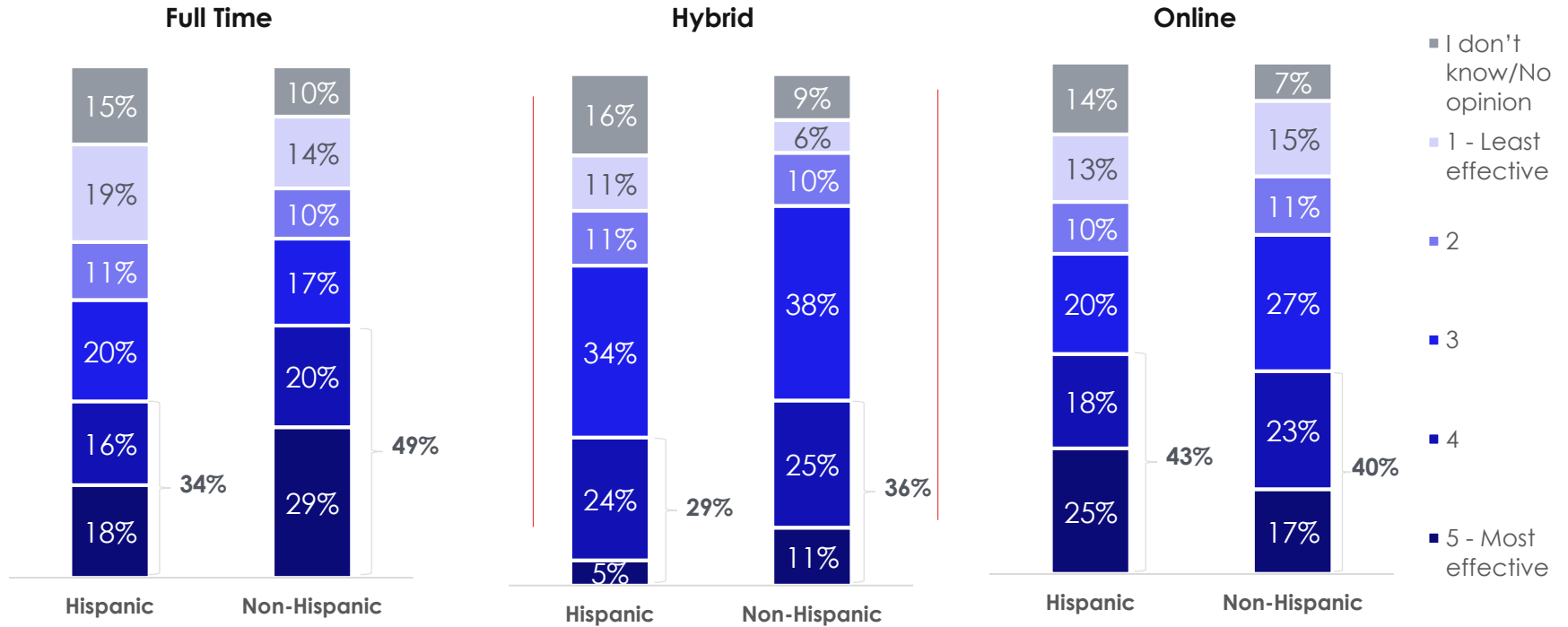
Hybrid:

Schools that are operating with a “hybrid” option where students split their time between in-person and on-line education. Half the students are physically at school at any time and the other half are on-line (remote learning).

Online:

Schools that are not open physically and do on-line education (remote learning) only.

**SCHOOL OPENING OPTIONS TOP TWO BOX EFFECTIVE IN EDUCATING CHILDREN:
 FULL-TIME: 34% HISPANICS, 49% NON-HISPANICS MOST EFFECTIVE
 HYBRID: 29% HISPANICS, 36% NON-HISPANICS MOST EFFECTIVE
 ONLINE: 43% HISPANICS, 40% NON-HISPANICS MOST EFFECTIVE**



Among registered voters 18+
 Source: Univision political tracker in collaboration with Media Predict as of October 2020

COVID-19/ECONOMY STATEMENTS

- MAJORITY OF RESPONDENTS ARE VERY WORRIED ABOUT WHAT IS HAPPENING TO THE ECONOMY, AND BELIEVE IT WILL GET WORSE IF COVID CASES RISE
- ABOUT 60% EXPECT PERSONAL ECONOMIC SITUATION TO GET BETTER IN NEXT FEW YEARS
- ABOUT 40% EXPECT INCOME WILL RETURN TO PRE-CORONAVIRUS LEVELS ONCE ECONOMY REOPENS
- HISPANICS GREATER AGREEMENT: THE IMPACT OF THE CORONAVIRUS HAS HURT MY PERSONAL ECONOMIC SITUATION SIGNIFICANTLY ALREADY; I HAVE ALREADY CUT BACK SPENDING SIGNIFICANTLY IN REACTION TO CORONAVIRUS

How much do you agree or disagree with each of the following statements? [Coronavirus crisis and the economy – 1 of 3]

| Statement | Hispanic | | Non-Hispanic | |
|--|----------|----------|--------------|----------|
| | Agree | Disagree | Agree | Disagree |
| I believe the economy will get worse if COVID cases rise | 77% | 7% | 85% | 4% |
| I am very worried about what is happening to the economy | 75% | 8% | 83% | 3% |
| I have already cut back my spending significantly in reaction to the coronavirus | 70% | 7% | 58% | 17% |
| I expect my personal economic situation to get better in the next few years | 57% | 14% | 58% | 13% |
| The impact of the coronavirus has hurt my personal economic situation significantly already | 54% | 21% | 42% | 36% |
| I am confident that Social Security and Medicare benefits will be available to me when I retire, similarly to current retirees | 50% | 20% | 44% | 29% |
| I expect that my income will return to pre-coronavirus levels once the economy reopens | 46% | 17% | 41% | 18% |

5 pt Scale: Agree = 4,5, Disagree = 1,2, Neutral = 3 (not reported), No opinion = 0 (Not reported)

Agree and Disagree above will not sum to 100%

Among registered voters 18+

Source: Univision political tracker in collaboration with Media Predict as of October 2020



-ALMOST 50% OF RESPONDENTS AGREE THE ECONOMIC PROBLEMS CAUSED BY THE LOCKDOWN OF THE COUNTRY WILL HURT MORE PEOPLE THAN THE CORONAVIRUS

-HISPANICS GREATER AGREEMENT: I AM WORRIED ABOUT MAKING MY MORTGAGE/RENT, AND OTHER PAYMENTS LIKE PHONE, CREDIT CARD, OVER THE NEXT FEW MONTHS

ABOUT 40% OF RESPONDENTS:

-EXPECT THE CORONAVIRUS WILL HURT PERSONAL ECONOMIC SITUATION SIGNIFICANTLY; ARE MORE WORRIED ABOUT THE ECONOMY THAN ABOUT THE CORONAVIRUS

-BELIEVE THE ECONOMY WILL BOUNCE BACK AS SOON AS RESTRICTIONS RELATED TO CORONAVIRUS ARE LIFTED

-EXPECT SPENDING WILL RETURN TO PRE-CORONAVIRUS LEVELS ONCE ECONOMY REOPENS

How much do you agree or disagree with each of the following statements? [Coronavirus crisis and the economy – 2 of 3]

| Statement | Hispanic | | Non-Hispanic | |
|---|----------|----------|--------------|----------|
| | Agree | Disagree | Agree | Disagree |
| I am worried about making other payments, like phone, credit card, and car payments, over the next few months | 46% | 27% | 37% | 47% |
| The economic problems caused by the lockdown of the country will hurt more people than the coronavirus | 45% | 26% | 49% | 30% |
| I expect that the coronavirus will hurt my personal economic situation significantly | 41% | 19% | 47% | 26% |
| I believe that the economy will bounce back as soon as the restrictions related to coronavirus are lifted | 40% | 30% | 44% | 37% |
| I am more worried about the economy than I am about the coronavirus | 40% | 33% | 39% | 40% |
| I am worried about making my mortgage/rent payment over the next few months | 39% | 36% | 26% | 49% |
| I expect that my spending will return to pre-coronavirus levels once the economy reopens | 39% | 27% | 44% | 29% |

5 pt Scale: Agree = 4.5, Disagree = 1.2, Neutral = 3 (not reported), No opinion = 0 (Not reported)

Agree and Disagree above will not sum to 100%

Among registered voters 18+

Source: Univision political tracker in collaboration with Media Predict as of October 2020



-ABOUT 40% OF RESPONDENTS ARE MORE CONFIDENT ABOUT PERSONAL ECONOMIC SITUATION THAN IN FIRST FEW MONTHS OF CORONAVIRUS PANDEMIC

RESPONDENTS DISAGREE:

-THE HEALTH RISK OF THE CORONAVIRUS IS OVERBLOWN

-I BELIEVE I WILL LOSE MY JOB SOMETIME IN THE NEXT FEW MONTHS

MIXED SENTIMENT: EQUAL % OF HISPANICS AGREE/DISAGREE:

-I HAVE STARTED TO SPEND MORE THAN I WAS SPENDING IN FIRST FEW MONTHS OF PANDEMIC

-I BELIEVE MY WAGES/SALARY WILL BE CUT SOMETIME IN THE NEXT FEW MONTHS

How much do you agree or disagree with each of the following statements? [Coronavirus crisis and the economy – 3 of 3]

| Statement | Hispanic | | Non-Hispanic | |
|---|----------|----------|--------------|----------|
| | Agree | Disagree | Agree | Disagree |
| I am more confident about my personal economic situation than I was in the first few months of the coronavirus pandemic | 38% | 23% | 41% | 23% |
| The health risk of the coronavirus is overblown | 36% | 48% | 29% | 58% |
| I have started to spend more than I was spending in the first few months of the coronavirus pandemic | 35% | 35% | 36% | 40% |
| I believe that my wages/salary will be cut sometime in the next few months | 31% | 29% | 23% | 39% |
| I believe that I will lose my job sometime in the next few months | 24% | 44% | 17% | 49% |

5 pt Scale: Agree = 4,5, Disagree = 1,2, Neutral = 3 (not reported), No opinion = 0 (Not reported)

Agree and Disagree above will not sum to 100%

Among registered voters 18+

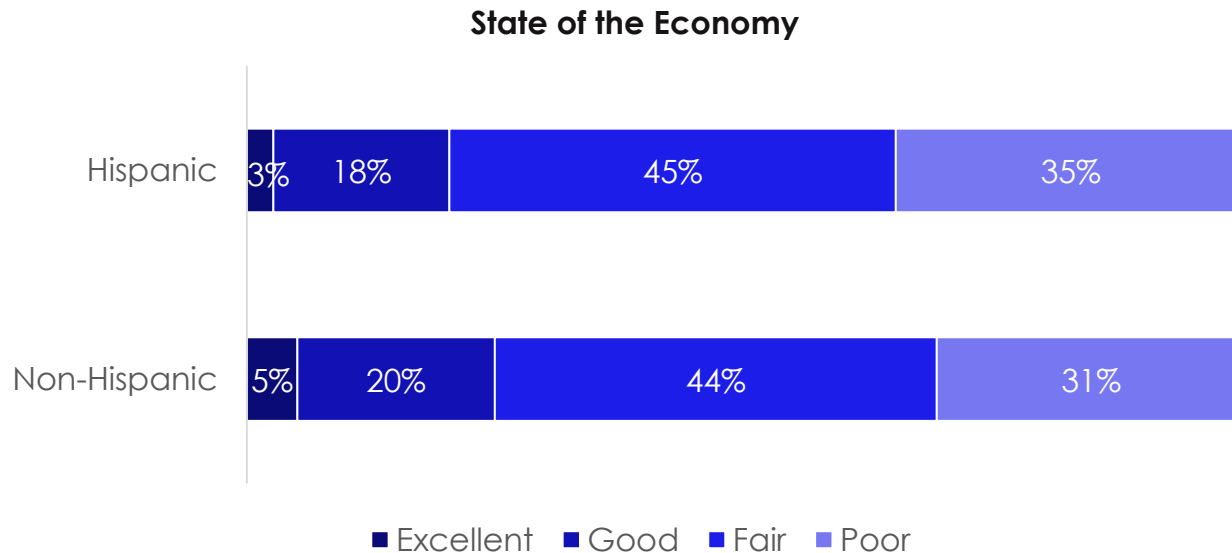
Source: Univision political tracker in collaboration with Media Predict as of October 2020



ECONOMY

-3% OF HISPANICS, 5% NON-HISPANICS RATE THE ECONOMY AS EXCELLENT -35% OF HISPANICS, 31% NON-HISPANICS RATE IT AS POOR

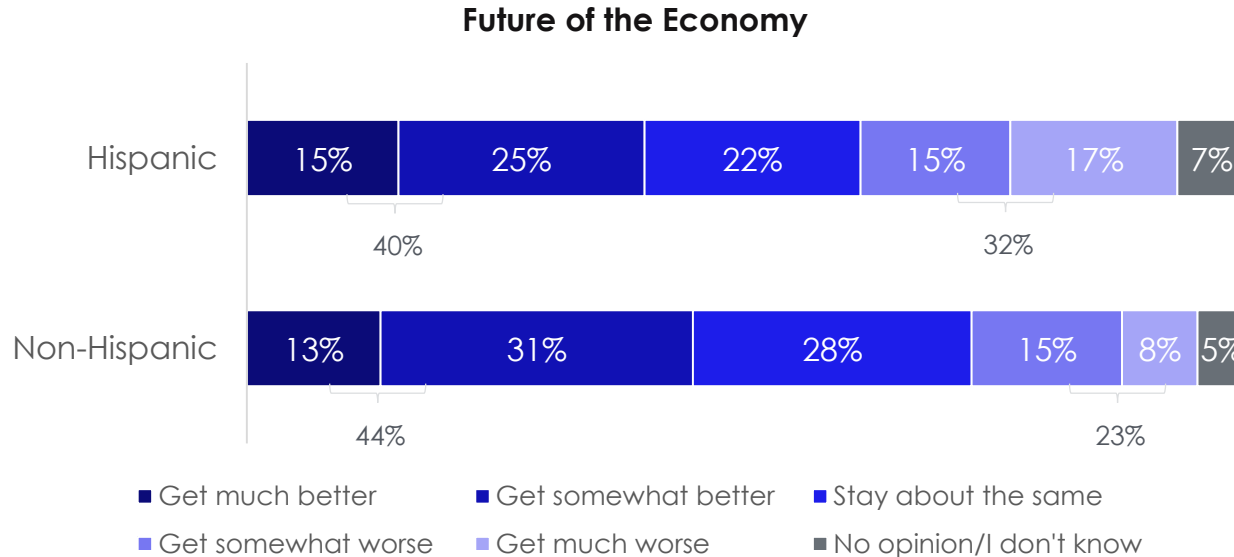
How would you rate the economy of the United States right now?



HOW WILL THE ECONOMY BE OVER NEXT FEW MONTHS?

-MUCH/SOMEWHAT BETTER: HISPANIC 40%, NON-HISPANIC 44%
-MUCH/SOMEWHAT WORSE: HISPANIC 32%, NON-HISPANIC 23%

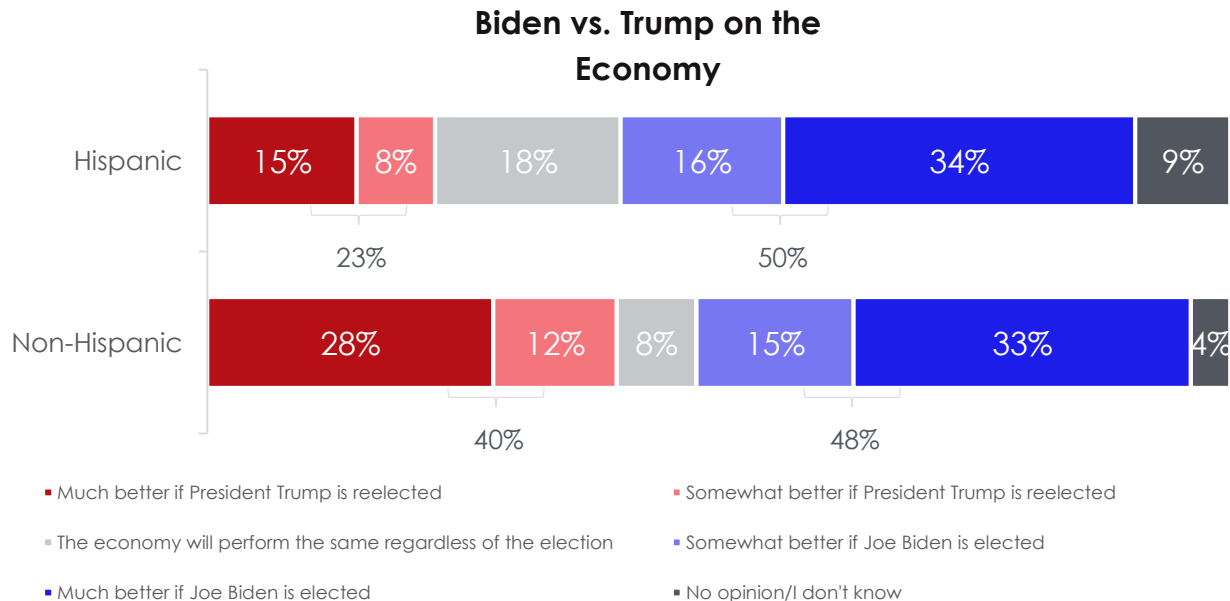
Thinking ahead to a few months from now... Do you believe the economy will get better, get worse, or stay about the same as it is now?



ECONOMY WILL DO BETTER TOP TWO BOX:

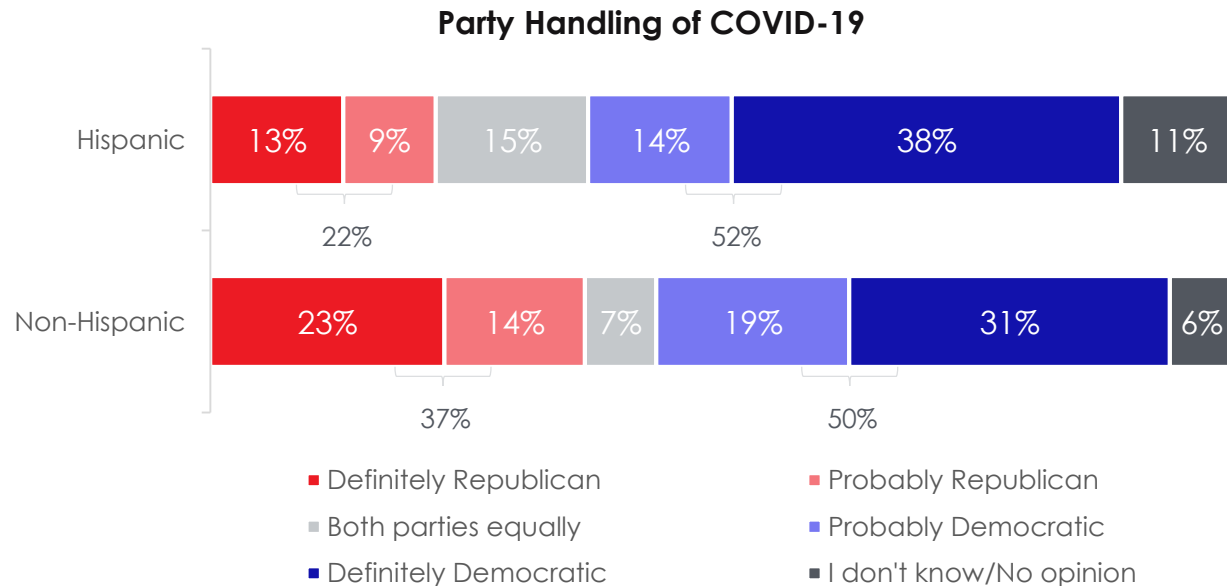
- IF BIDEN ELECTED: HISPANICS 50%, NON-HISPANICS 48%
- IF TRUMP REELECTED: HISPANICS 23%, NON-HISPANICS 40%

Will the economy do better if President Trump is reelected or if Joe Biden is elected president?



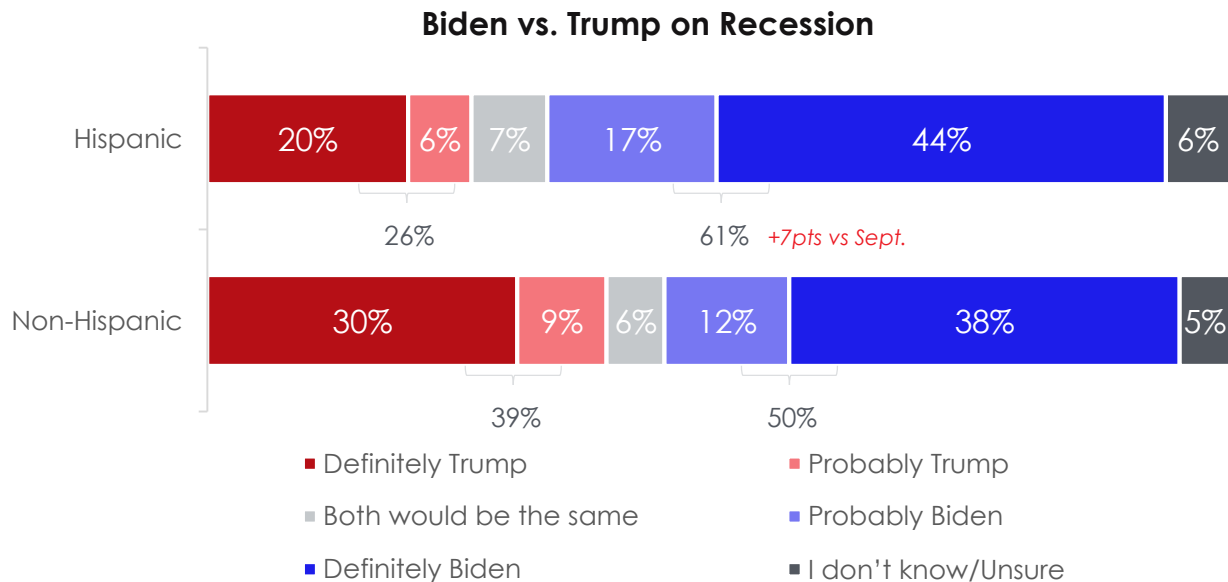
PARTY BETTER ABLE TO HANDLE ECONOMIC IMPACT OF THE VIRUS TOP TWO BOX:
-HISPANICS: DEMOCRATIC 52%, REPUBLICAN 22%
-NON-HISPANICS: DEMOCRATIC 50%, REPUBLICAN 37%

Which party is better able to handle the economic impact of the coronavirus?



PRESIDENTIAL CANDIDATE BEST ABLE TO HANDLE AN ECONOMIC RECESSION TOP TWO BOX:
-BIDEN: HISPANICS 61%, NON-HISPANICS 50%
-TRUMP: HISPANICS 26%, NON-HISPANICS 39%

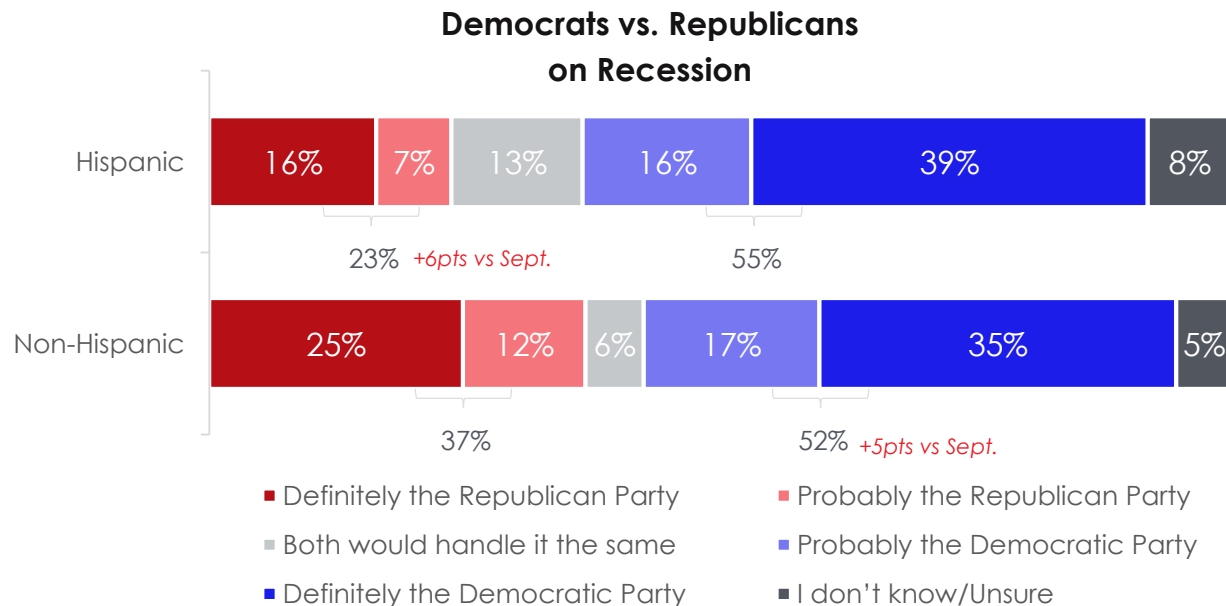
Which presidential candidate would best be able to handle an economic recession, President Donald Trump or Joe Biden?



POLITICAL PARTY BEST ABLE TO HANDLE AN ECONOMIC RECESSION TOP TWO BOX:

- REPUBLICAN: HISPANICS 23%, NON-HISPANICS 37%
- DEMOCRATIC: HISPANICS 55%, NON-HISPANICS 52%

Which political party would best be able to handle an economic recession, the Republican Party or the Democratic Party?



HEALTHCARE

HISPANICS RANK IMPROVING ACCESS TO HEALTHCARE AS TOP HEALTHCARE PRIORITY; FOLLOWED BY BRINGING DOWN THE PRICE OF HEALTH INSURANCE DEDUCTIBLES, COPAYS AND PREMIUMS

Other than the ongoing Coronavirus issues, which TWO of the following do you believe should be the top priorities when it comes to our nation's health care system...

Please rank the two top priorities when it comes to our nation's health care system, with 1 being the most important, and 2 being the 2nd most important.

| Statement | Hispanic | | Non-Hispanic | |
|--|------------|------------|--------------|------------|
| | Selected | Rank Index | Selected | Rank Index |
| Improving access to health care | 45% | 126 | 48% | 129 |
| Bringing down the price of health insurance deductibles, copays and premiums | 44% | 103 | 63% | 159 |
| Lowering the price of prescription drugs | 43% | 108 | 44% | 107 |
| Ensuring that the latest drugs and treatments are available to patients | 42% | 95 | 29% | 69 |
| Dealing with the opioid/painkiller addiction epidemic | 27% | 69 | 15% | 37 |

*The rank index is calculated by combining both how often each statement was chosen, and the ranking of each respondent's top 2 statements

-MAJORITY OF RESPONDENTS AGREE PEOPLE SHOULD BE REQUIRED TO WEAR FACEMASKS AND MAINTAIN SOCIAL DISTANCING UNTIL THE THREAT FROM CORONAVIRUS IS GONE; GOVT FUNDED HEALTH INSURANCE SHOULD BE AVAILABLE TO EVERYONE IN U.S.; DRUG ABUSE IS A SERIOUS PUBLIC HEALTH ISSUE (NON-HISPANICS HIGHER)

-ABOUT 60% OF HISPANICS, 70% NON-HISPANICS ARE GENERALLY SATISFIED WITH HEALTHCARE COVERAGE; BELIEVE BEST WAY TO ADDRESS HEALTHCARE ISSUES IN U.S. IS TO IMPROVE THE CURRENT SYSTEM, INCLUDING IMPROVING THE AFFORDABLE CARE ACT

How much do you agree or disagree with each of the following statements? **[Healthcare - 1 of 2]**

| Statement | Hispanic | | Non-Hispanic | |
|---|------------|----------|--------------|----------|
| | Agree | Disagree | Agree | Disagree |
| People should be required to wear facemasks in public until the threat from coronavirus is gone | 80% | 10% | 85% | 8% |
| People should be required to maintain social distancing (i.e., stay at least 6 feet away from other people) until the threat from coronavirus is gone | 79% | 6% | 85% | 7% |
| Government funded health insurance should be available to everyone in the United States. | 77% | 8% | 74% | 16% |
| Drug abuse is a serious public health issue in the United States. | 74% | 14% | 90% | 2% |
| I am generally satisfied with my healthcare coverage. | 63% | 17% | 77% | 10% |
| The best way to address healthcare issues in the United States is to improve the current system, including improving the Affordable Care Act (also known as Obamacare). | 62% | 10% | 70% | 14% |
| Medicare For All (that includes the elimination of all private health insurance) would not negatively impact the quality or availability of healthcare services in the United States. | 53% | 20% | 47% | 27% |
| Medicaid and Medicare are working well now. | 48% | 21% | 55% | 18% |

5 pt Scale: Agree = 4,5, Disagree = 1,2, Neutral = 3 (not reported), No opinion = 0 (Not reported)

Agree and Disagree above will not sum to 100%

Among registered voters 18+

Source: Univision political tracker in collaboration with Media Predict as of October 2020



ABOUT 40% OF RESPONDENTS AGREE:

-GOVT SHOULD ELIMINATE ALL PRIVATE HEALTH INSURANCE AND REPLACE IT WITH GOVT RUN PROGRAM LIKE MEDICARE

-ABORTIONS SHOULD BE LEGAL ONLY IN FIRST TRIMESTER OF PREGNANCY

-HISPANICS DISAGREE, NON-HISPANICS AGREE ABORTIONS SHOULD BE AVAILABLE ANY TIME DURING PREGNANCY

RESPONDENTS DISAGREE:

-GOVT FUNDS SHOULD BE USED TO PAY FOR ABORTIONS

-IN ORDER TO PAY FOR UNIVERSAL FUNDED HEALTH INSURANCE, GOVT SHOULD RAISE MY TAXES

How much do you agree or disagree with each of the following statements? **[Healthcare - 2 of 2]**

| Statement | Hispanic | | Non-Hispanic | |
|--|------------|------------|--------------|------------|
| | Agree | Disagree | Agree | Disagree |
| The Government should eliminate all private health insurance and replace it with a Government-run program like Medicare. | 40% | 22% | 36% | 37% |
| Abortion should be legal only in the first trimester of pregnancy | 36% | 26% | 42% | 28% |
| Abortion should be available to a woman at any time during her pregnancy | 32% | 44% | 44% | 38% |
| Government funds should be used to pay for abortions. | 25% | 42% | 28% | 43% |
| In order to pay for universal government funded health insurance, the govt should raise my taxes. | 23% | 45% | 32% | 43% |

5 pt Scale: Agree = 4,5, Disagree = 1,2, Neutral = 3 (not reported), No opinion = 0 (Not reported)

Agree and Disagree above will not sum to 100%

Among registered voters 18+

Source: Univision political tracker in collaboration with Media Predict as of October 2020



**PUBLIC SAFETY
POLICE REFORM
PROTESTS**

- MAJORITY OF RESPONDENTS AGREE STRICTER GUN CONTROL LAWS WOULD REDUCE CRIME; STRICTER BACKGROUND CHECKS ON SALE OF GUNS BEST WAY TO REDUCE GUN VIOLENCE; ASSAULT RIFLES SHOULD BE BANNED (NON-HISPANICS HIGHER)
- ABOUT HALF SUPPORT SECOND AMENDMENT GUN RIGHTS
- HISPANICS LESS AGREEMENT LOCAL AND STATE AUTHORITIES SHOULD COOPERATE WITH FEDERAL IMMIGRATION AUTHORITIES
- HISPANICS GREATER AGREEMENT CRIME IS GETTING WORSE IN MY NEIGHBORHOOD; I FEEL LESS SAFE IN MY NEIGHBORHOOD THAN I DID A YEAR AGO

How much do you agree or disagree with each of the following statements? **[Public Safety]**

| Statement | Hispanic | | Non-Hispanic | |
|---|----------|----------|--------------|----------|
| | Agree | Disagree | Agree | Disagree |
| I believe that stricter gun control laws would reduce crime | 70% | 13% | 73% | 16% |
| Stricter background checks on the sale of guns is the best way to reduce gun violence | 70% | 13% | 81% | 9% |
| Assault rifles should be banned | 64% | 15% | 77% | 8% |
| Local and State authorities should cooperate with federal immigration authorities | 54% | 19% | 67% | 12% |
| I support Second Amendment gun rights | 49% | 18% | 51% | 25% |
| Crime is getting worse in my neighborhood | 46% | 29% | 32% | 41% |
| I feel less safe in my neighborhood than I did a year ago | 43% | 34% | 34% | 41% |

5 pt Scale: Agree = 4.5, Disagree = 1.2, Neutral = 3 (not reported), No opinion = 0 (Not reported)

Agree and Disagree above will not sum to 100%

Among registered voters 18+

Source: Univision political tracker in collaboration with Media Predict as of October 2020



ABOUT 60% OF HISPANICS, 80% NON-HISPANICS AGREE POLICE MAKE MY NEIGHBORHOOD SAFER; LOCAL POLICE DO A GOOD JOB

-HISPANICS LESS AGREEMENT POLICE IN THE U.S. GENERALLY TREAT MINORITIES FAIRLY

ABOUT 60% OF RESPONDENTS AGREE:

-THE CRIMINAL JUSTICE SYSTEM IN THE U.S. TREATS MINORITIES UNFAIRLY

-LESS POLICE WOULD CAUSE CRIME TO GO UP SIGNIFICANTLY

-RESPONDENTS DISAGREE MY LOCAL GOVT SHOULD COMPLETELY DEFUND THE POLICE; SHOULD REDUCE RESOURCES AND USE MONEY FOR OTHER PURPOSES (EQUAL % OF HISPANICS AGREE)

How much do you agree or disagree with each of the following statements? [Police Reform]

| Statement | Hispanic | | Non-Hispanic | |
|---|------------|----------|--------------|----------|
| | Agree | Disagree | Agree | Disagree |
| The police make my neighborhood safer | 60% | 10% | 79% | 6% |
| My local police do a good job | 58% | 11% | 78% | 6% |
| Less police in my neighborhood would cause crime to go up significantly | 58% | 8% | 59% | 17% |
| The criminal justice system in the United States treats minorities unfairly | 56% | 15% | 57% | 23% |
| I trust the police in my neighborhood | 53% | 19% | 74% | 10% |
| I believe that police in the United States generally treat minorities fairly | 37% | 35% | 45% | 34% |
| My local government should significantly reduce the resources for police and use the money for other purposes | 35% | 35% | 29% | 52% |
| My local government should completely defund the police | 23% | 40% | 21% | 65% |

5 pt Scale: Agree = 4,5, Disagree = 1,2, Neutral = 3 (not reported), No opinion = 0 (Not reported)

Agree and Disagree above will not sum to 100%

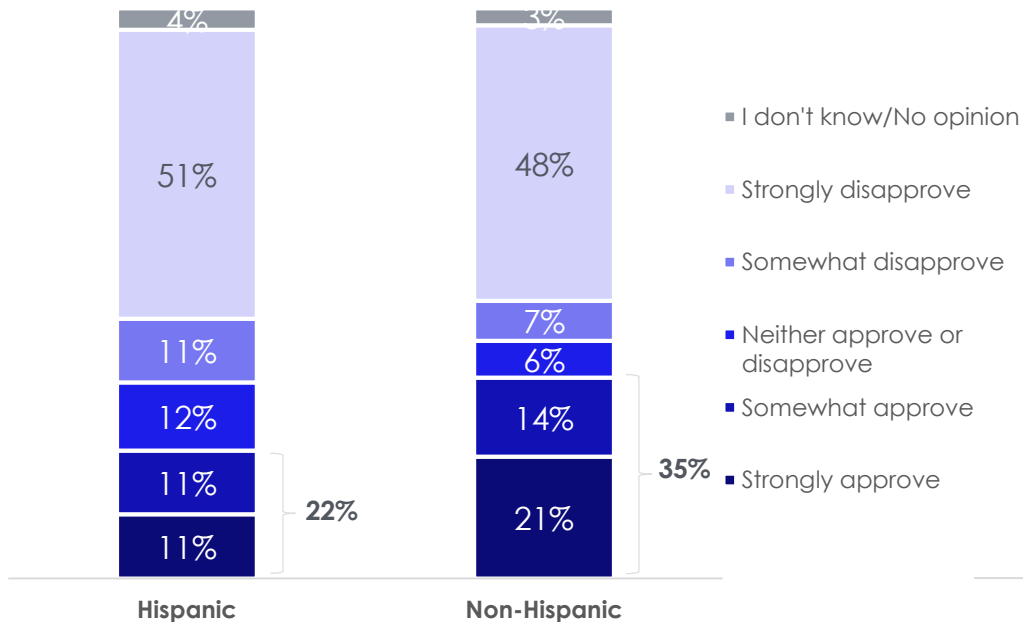
Among registered voters 18+

Source: Univision political tracker in collaboration with Media Predict as of October 2020

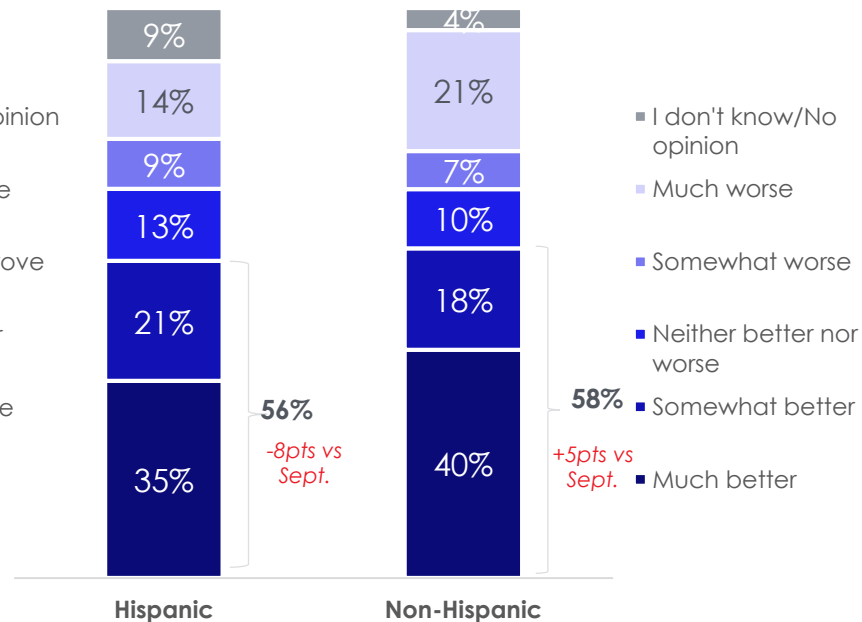


**TRUMP APPROVE HANDLING OF PROTESTS TOP TWO BOX:
 -STRONGLY/SOMEWHAT APPROVE: HISPANICS 22%, NON-HISPANICS 35%**
**BIDEN HANDLING OF PROTESTS BETTER OR WORSE TOP TWO BOX:
 -SOMEWHAT/MUCH BETTER: 56% HISPANICS, NON-HISPANICS 58%**

Trump Handling of Protests
All Respondents

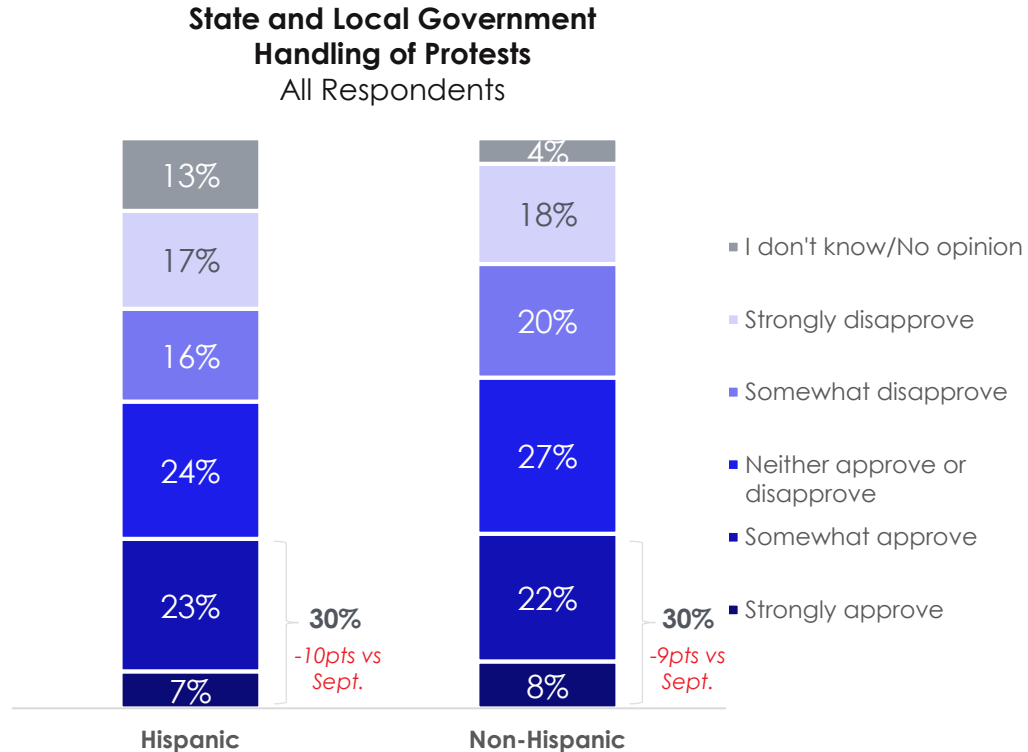


Biden Handling of Protests Better or Worse
All Respondents



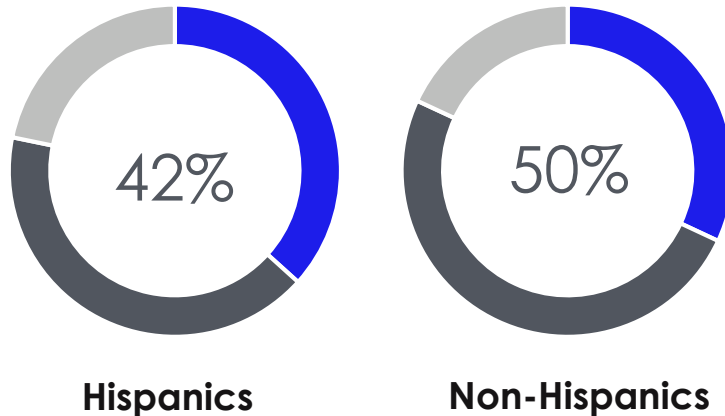
Among registered voters 18+
 Source: Univision political tracker in collaboration with Media Predict as of October 2020

STATE AND LOCAL GOVT HANDLING OF PROTESTS TOP TWO BOX: 30% OF RESPONDENTS STRONGLY/SOMEWHAT APPROVE



TRUMP RESPONSE TO VIOLENCE: 42% OF HISPANICS, 50% NON-HISPANICS BELIEVE TRUMP SHOULD WAIT UNTIL STATE OFFICIALS ASK FOR HIS ASSISTANCE

Trump Response to Violence

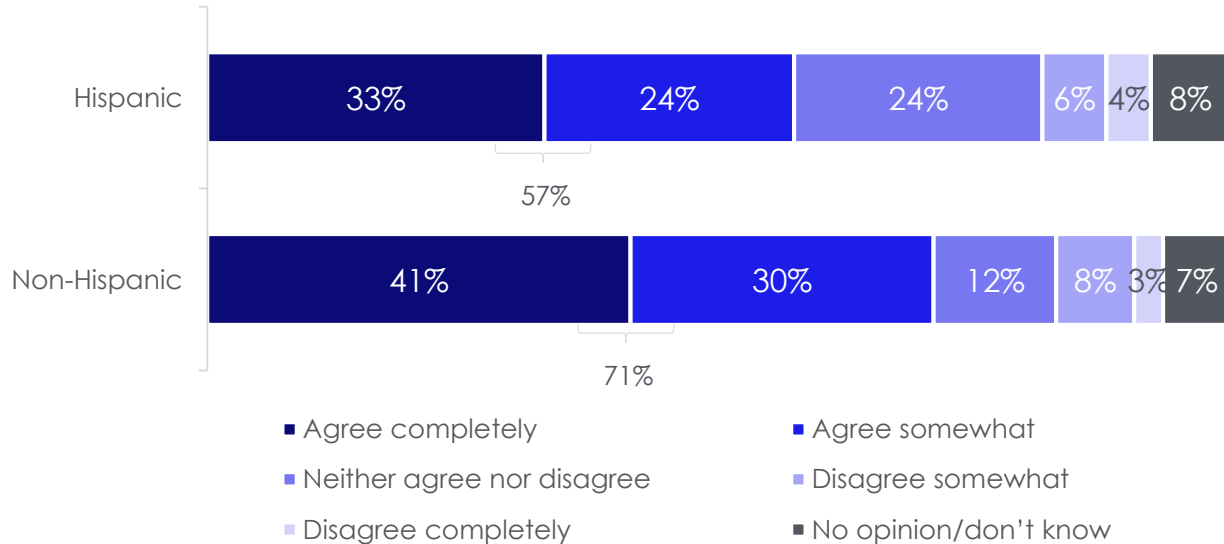


- President Trump should take unilateral action
- President Trump should wait until State officials ask for his assistance
- I don't know/No opinion

TOP TWO BOX:**57% OF HISPANICS, 71% NON-HISPANICS AGREE THAT STATE AND LOCAL OFFICIALS SHOULD HAVE TAKEN STRONGER ACTION TO DEAL WITH THE VIOLENCE AND LOOTING THAT HAS BEEN OCCURRING IN THEIR CITIES OVER THE PAST FEW MONTHS**

Do you agree or disagree that state and local officials should have taken stronger action to deal with the violence and looting that has been occurring in their cities over the past few months?

State and Local Government Response to Violence



MAJORITY OF RESPONDENTS AGREE:

THE LOOTING AND DESTRUCTION OF PROPERTY DURING PROTESTS SHOULD HAVE BEEN STOPPED IMMEDIATELY; THE PEOPLE THAT HAVE BEEN LOOTING AND DAMAGING PROPERTY SHOULD BE ARRESTED AND PROSECUTED; I AM VERY CONCERNED/HAVE BECOME MORE CONCERNED OVER THE PAST FEW WEEKS ABOUT THE VIOLENCE AND LOOTING THAT IS OCCURRING IN SOME AMERICAN CITIES

-OVER 60% OF RESPONDENTS BELIEVE ORGANIZED OUTSIDE GROUPS HAVE BEEN MOSTLY RESPONSIBLE FOR THE VIOLENCE AND DAMAGE TO PROPERTY DURING THE PROTESTS

-ABOUT 60% OF HISPANICS, 70% NON-HISPANICS APPROVE OF THE NON-VIOLENT PROTESTS; AGREE IF NECESSARY THE NATIONAL GUARD/U.S. ARMED FORCES SHOULD BE CALLED IN TO HELP LOCAL LAW ENFORCEMENT

How much do you agree or disagree with each of the following statements? [Race Relations]

| Statement | Hispanic | | Non-Hispanic | |
|--|----------|----------|--------------|----------|
| | Agree | Disagree | Agree | Disagree |
| The looting and destruction of property during the protests should have been stopped immediately | 72% | 10% | 81% | 5% |
| The people that have been looting and damaging property should be arrested and prosecuted | 71% | 11% | 89% | 4% |
| I have become more concerned over the past few weeks about the violence and looting that is occurring in some American cities | 71% | 10% | 65% | 17% |
| I am very concerned about the violence and looting that is occurring in some American cities | 71% | 9% | 78% | 9% |
| I believe that organized outside groups have been mostly responsible for the violence and damage to property during the protests | 64% | 11% | 67% | 13% |
| I approve of the non-violent protests that started after the death of George Floyd in June 2020 | 58% | 15% | 74% | 13% |
| If necessary, the National Guard should be called in to help local law enforcement | 58% | 18% | 72% | 14% |
| If necessary, the United States Armed Forces should be called in to help local law enforcement | 51% | 19% | 54% | 29% |

5 pt Scale: Agree = 4,5, Disagree = 1,2, Neutral = 3 (not reported), No opinion = 0 (Not reported)

Agree and Disagree above will not sum to 100%

Among registered voters 18+

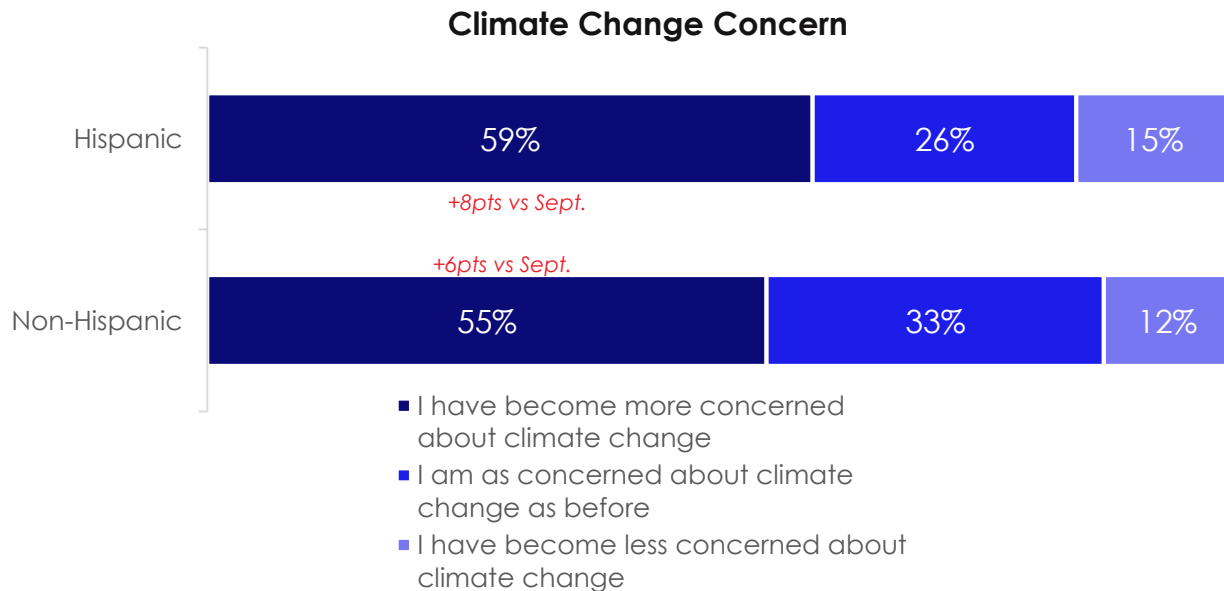
Source: Univision political tracker in collaboration with Media Predict as of October 2020



CLIMATE CHANGE

OVER THE PAST YEAR OR SO, ALMOST 60% OF RESPONDENTS HAVE BECOME MORE CONCERNED ABOUT CLIMATE CHANGE

On the issue of climate change, over the past year or so have you become more concerned about this issue, less concerned about it, or about the same as before?



-MAJORITY OF RESPONDENTS AGREE CLIMATE CHANGE IS A RESULT OF HUMAN ACTIVITY AND A VERY BIG THREAT TO THE PLANET
-ABOUT HALF AGREE ACTION SHOULD BE TAKEN ON THE ENVIRONMENT EVEN IF IT MEANS A SIGNIFICANT INCREASE IN MY TAXES

How much do you agree or disagree with each of the following statements? **[Climate Change]**

| Statement | Hispanic | | Non-Hispanic | |
|--|------------|----------|--------------|----------|
| | Agree | Disagree | Agree | Disagree |
| Climate change is a result of human activity. | 71% | 10% | 82% | 7% |
| Climate change is a very big threat to the planet. | 68% | 13% | 79% | 10% |
| Action should be taken on the environment even if it means a significant increase in my taxes. | 49% | 24% | 58% | 23% |

5 pt Scale: Agree = 4,5, Disagree = 1,2, Neutral = 3 (not reported), No opinion = 0 (Not reported)

Agree and Disagree above will not sum to 100%

Among registered voters 18+

Source: Univision political tracker in collaboration with Media Predict as of October 2020

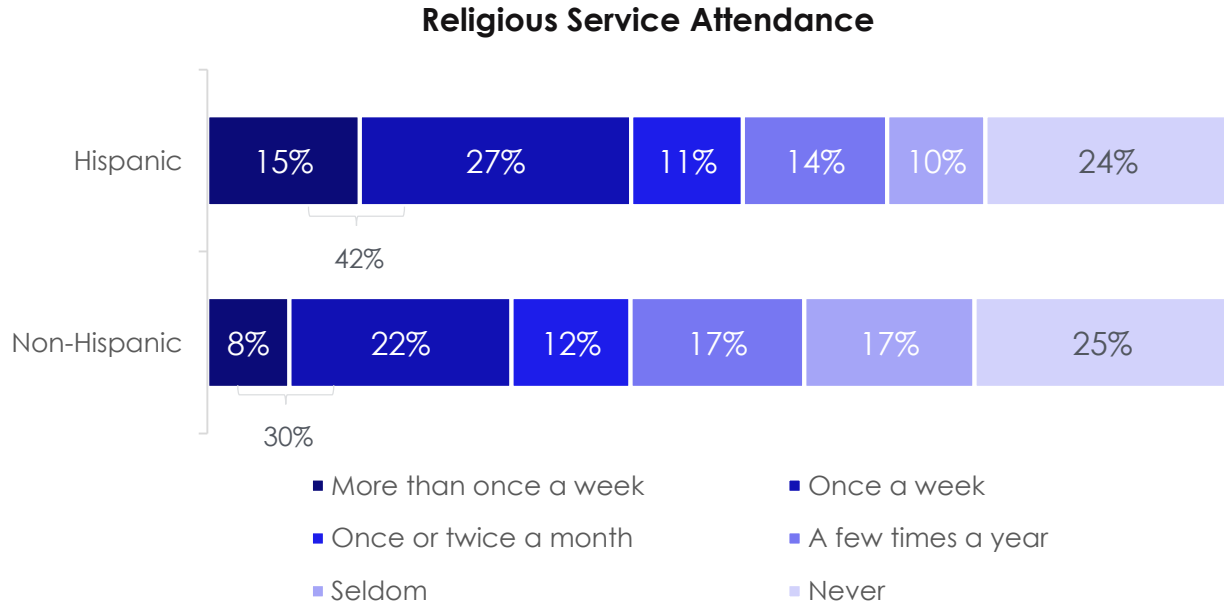


PRO LIFE OR PRO CHOICE

RELIGIOUS SERVICE ATTENDANCE

BEFORE PANDEMIC: -42% OF HISPANICS, 30% NON-HISPANICS ATTENDED RELIGIOUS SERVICE ONCE A WEEK OR MORE

To the best of your recollection, how often did you attend religious services before the coronavirus pandemic began?





THANK YOU