

# UNIVISION & MEDIA PREDICT

2020 PRESIDENTIAL  
ELECTION TRACKER

**National**  
October



MP



# OBJECTIVES

- Measure current landscape of the 2020 candidates for president and other offices
- Assess voter sentiments towards current government officials and bodies
- Understand key issues and their degree of importance as motivators to vote

# METHODOLOGY

- Online survey of **2,602** registered voters 18+

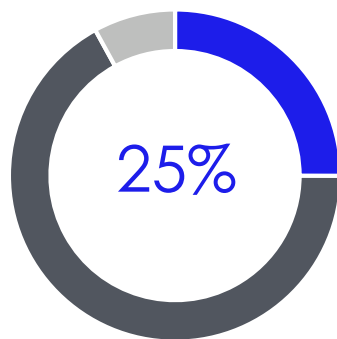


- In field 9/29/2020 – 10/1/2020
- Weighted to the registered voter universe by age, gender, education, and census division.
- **This Report: Hispanic SpanDom/Bilingual vs Non-Hispanic**

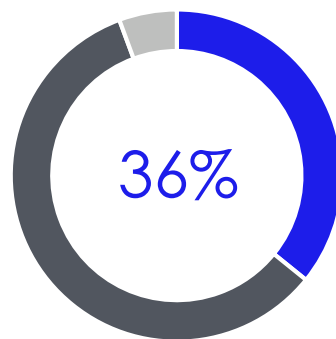
# ONLY 25% OF HISPANICS, 36% NON-HISPANICS FEEL UNITED STATES IS HEADED IN RIGHT DIRECTION

## Right Direction or Wrong Track

*In general, do you believe that the United States is headed in the right direction, or has gone off on the wrong track?*



**Hispanics**



**Non-Hispanics**

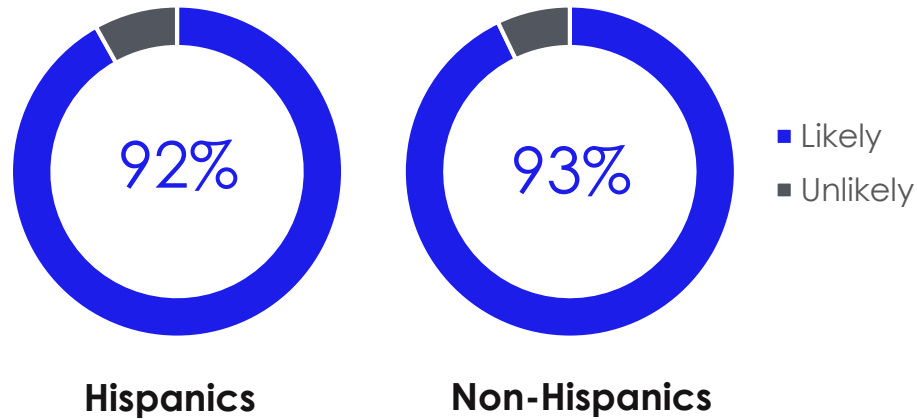
- Right direction
- Wrong track
- Unsure

**2020 VOTE**

# OVER 90% OF RESPONDENTS PLAN TO VOTE IN GENERAL ELECTION

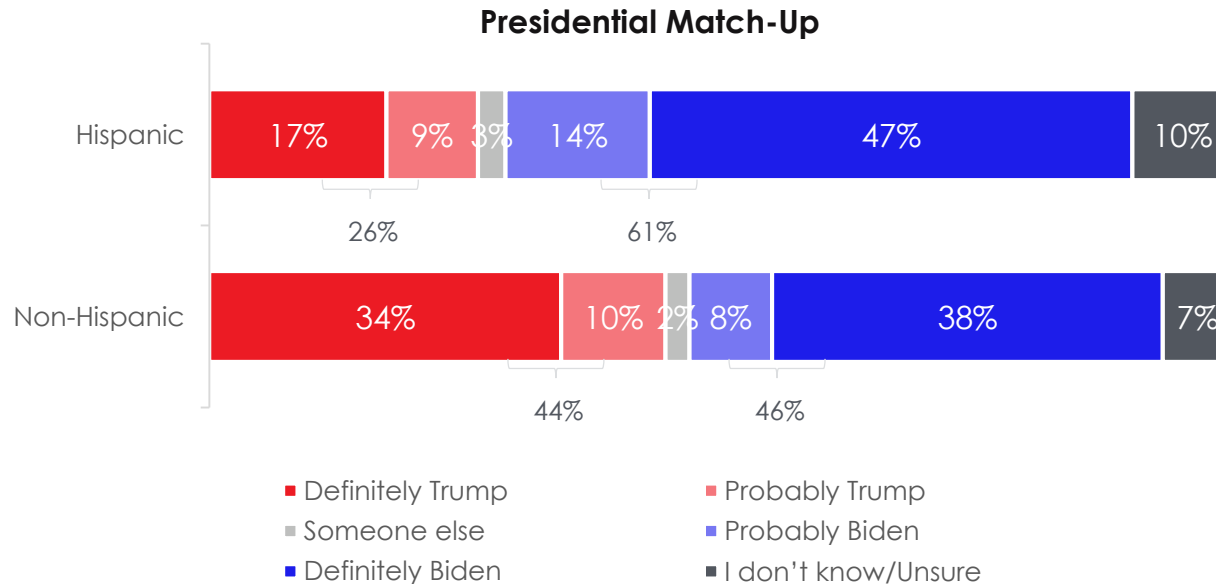
## Likelihood to Vote in 2020

*On a scale of 1 to 10, how likely or unlikely are you to vote in the 2020 General Election, being held on November 3, 2020?*



# TOP TWO BOX INTEND TO VOTE: HISPANICS 61% BIDEN, 26% TRUMP NON-HISPANICS 46% BIDEN, 44% TRUMP DON'T KNOW/UNSURE: 10% HISPANICS, 7% NON-HISPANICS

Based on what you know today, do you intend to vote for President Donald Trump, Democratic nominee Joe Biden, or someone else in the coming presidential election?

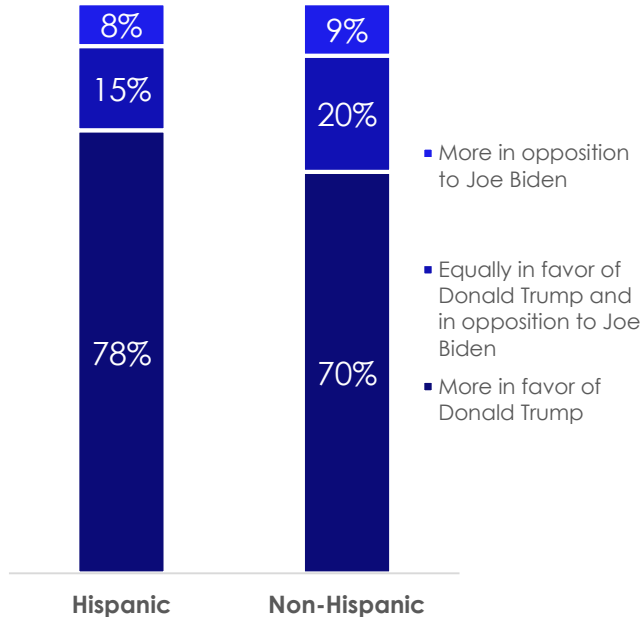


## TRUMP VOTERS MORE ENTHUSIASTIC:

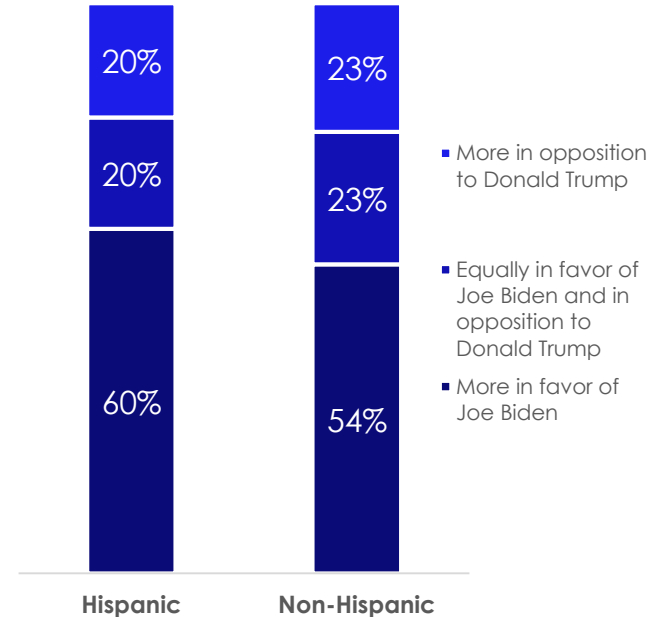
-**TRUMP VOTERS:** LESS THAN 10% WILL DO SO IN OPPOSITION TO BIDEN; 78% HISPANICS, 70% NON-HISPANICS BECAUSE THEY FAVOR TRUMP

-**BIDEN VOTERS:** ABOUT 20% WILL DO SO IN OPPOSITION TO TRUMP, 60% HISPANICS, 54% NON-HISPANICS BECAUSE THEY FAVOR BIDEN

### Voting Trump: Favor Trump or Oppose Biden

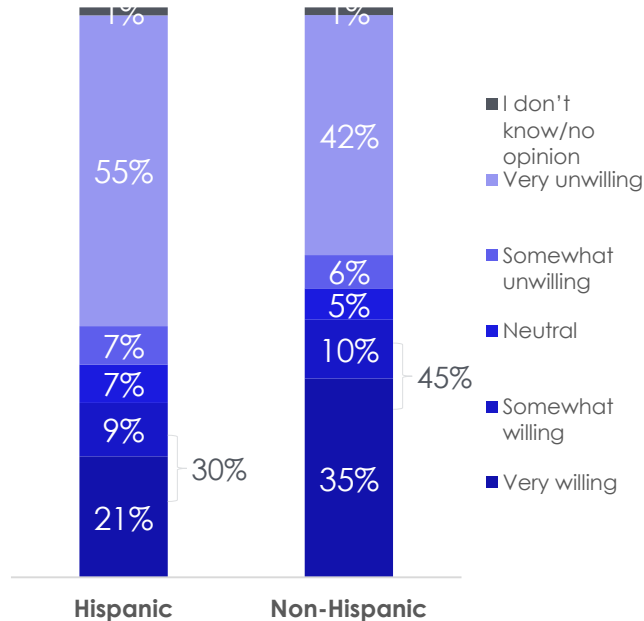


### Voting Biden: Favor Biden or Oppose Trump

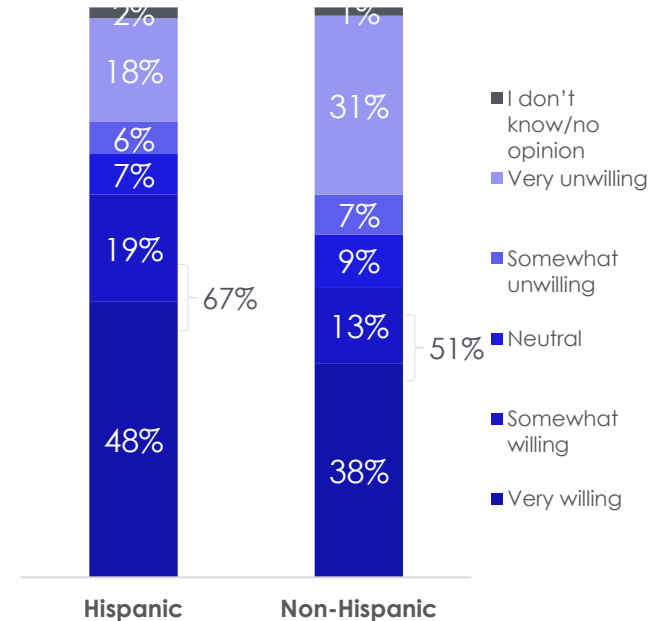


**-30% HISPANICS, 45% NON-HISPANICS SOMEWHAT/VERY WILLING TO VOTE FOR TRUMP**  
**-67% HISPANICS, 51% NON-HISPANICS SOMEWHAT/VERY WILLING TO VOTE FOR BIDEN**

Willingness to Vote for Trump



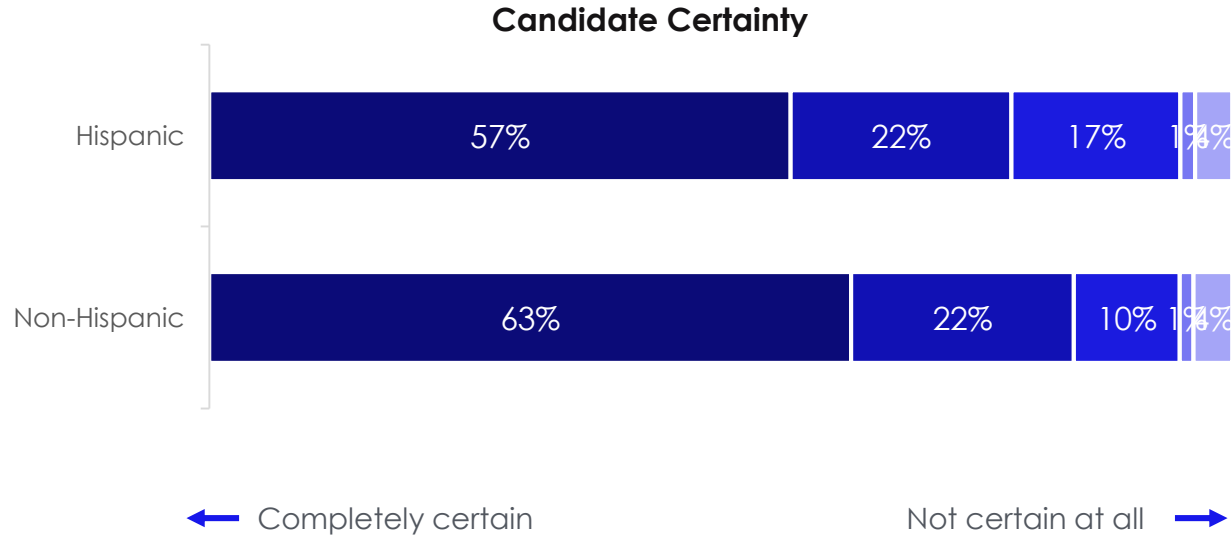
Willingness to Vote for Biden





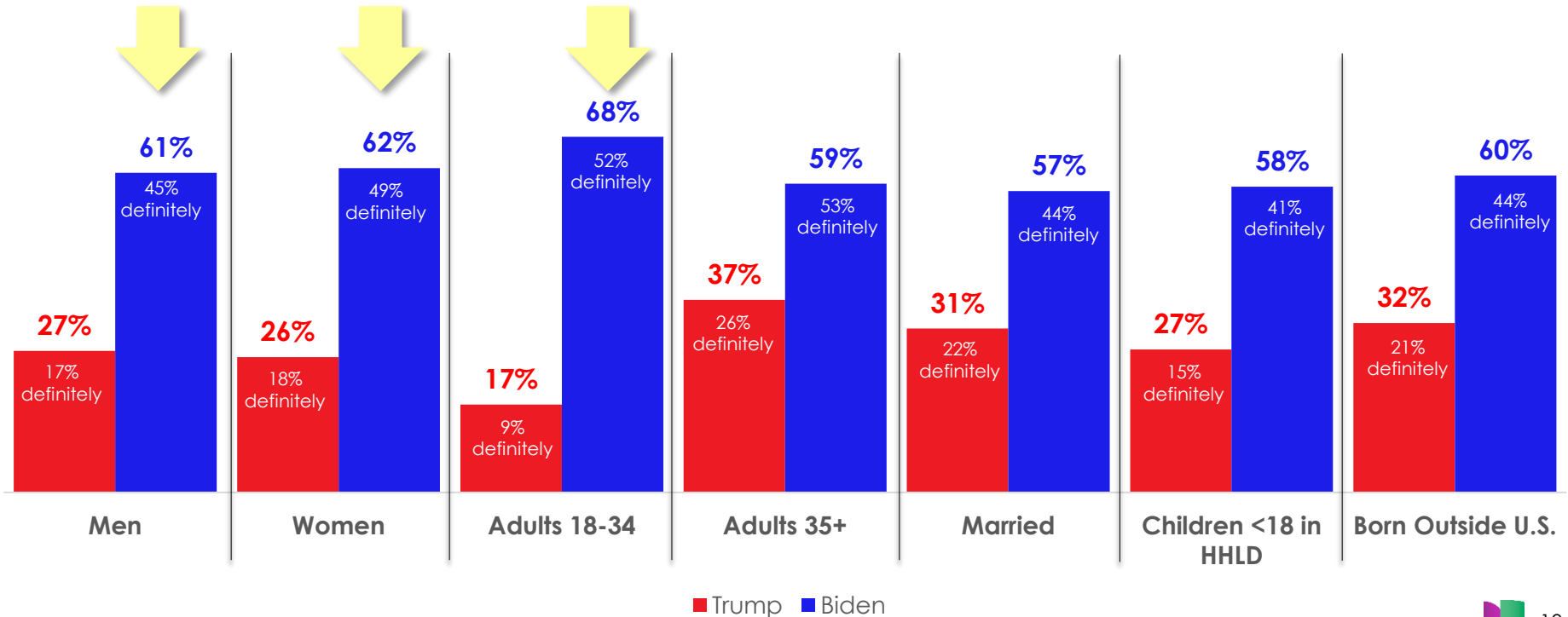
# HISPANICS LESS CERTAIN OF PRESIDENTIAL CANDIDATE CHOICE THAN NON-HISPANICS

How certain are you that this is the right choice of candidate for you?



# STRONGEST HISPANIC OPPORTUNITIES: TRUMP SUPPORTERS: ADULTS 35+, FOREIGN BORN, MARRIED BIDEN SUPPORTERS: ADULTS 18-34, WOMEN, MEN

Based on what you know today, do you intend to vote for President Donald Trump, Democratic nominee Joe Biden, or someone else in the coming presidential election?

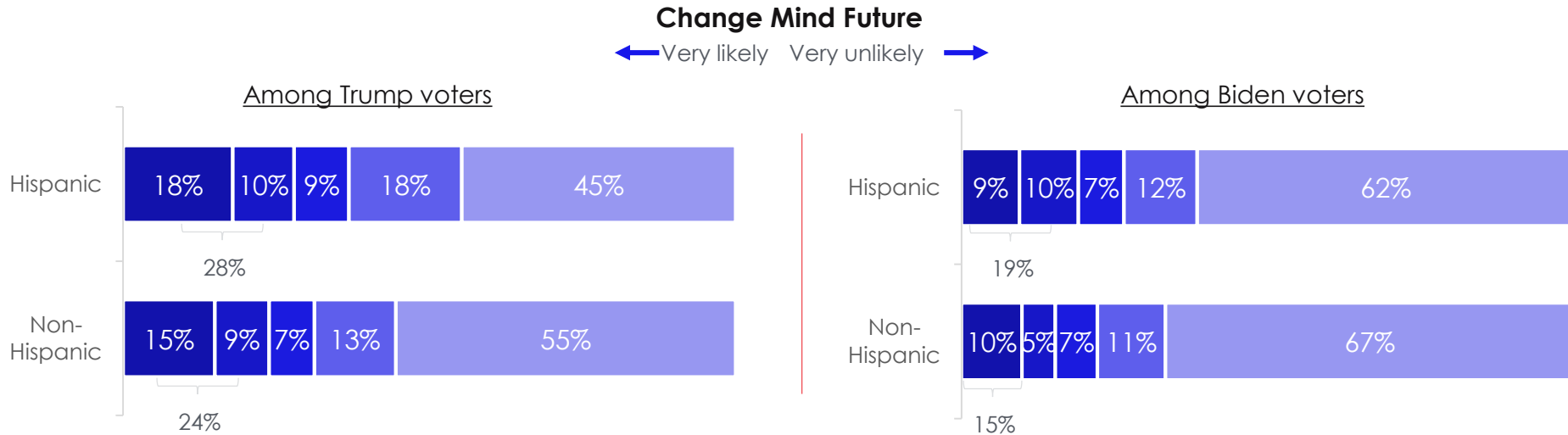




## TRUMP VS. BIDEN SUPPORTERS:

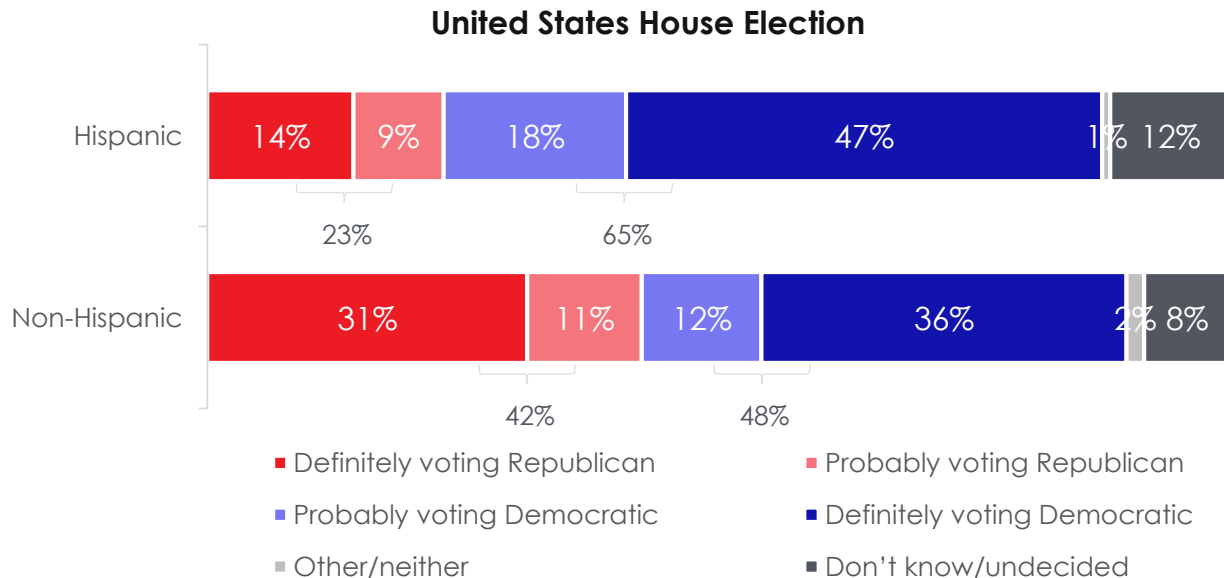
**-AMONG TRUMP VOTERS, 28% OF HISPANICS, 24% NON-HISPANICS LIKELY TO CHANGE THEIR MIND ABOUT WHO THEY WILL VOTE FOR**  
**-AMONG BIDEN VOTERS, 19% OF HISPANICS, 15% NON-HISPANICS LIKELY TO CHANGE THEIR MIND**

*How likely or unlikely are you to change your mind in the future about who you will vote for in the 2020 Presidential election?*



**HOUSE ELECTION PARTY VOTING INTENT TOP TWO BOX:**  
**-HISPANICS 65% DEMOCRATIC, 23% REPUBLICAN**  
**-NON-HISPANICS 48% DEMOCRATIC, 42% REPUBLICAN**  
**-12% HISPANICS, 8% NON-HISPANICS DON'T KNOW/UNDECIDED**

*If the election for the United States House of Representatives were held today, which party's candidate would you vote for?*

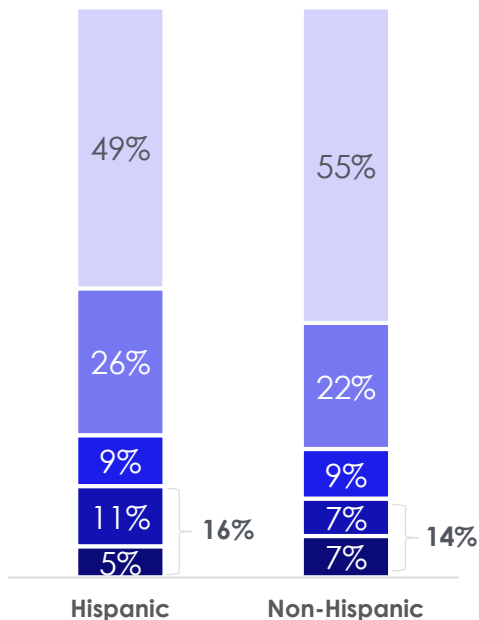


## LIKELIHOOD TO VOTE FOR OTHER PARTY TOP TWO BOX:

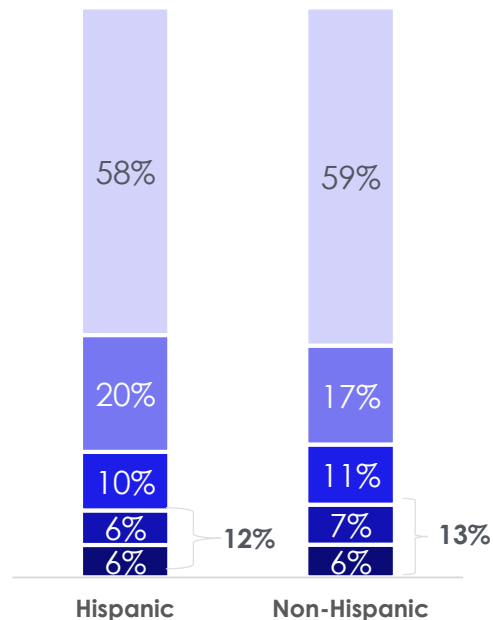
-AMONG REGISTERED REPUBLICANS: 16% HISPANICS, 14% NON-HISPANICS LIKELY TO VOTE FOR DEM CANDIDATE

-AMONG REGISTERED DEMOCRATS: 12% HISPANICS, 13% NON-HISPANICS LIKELY TO VOTE FOR REPUBLICAN CANDIDATE

**Likelihood to Vote for Democratic Candidate**  
Among Republican Voters



**Likelihood to Vote for Republican Candidate**  
Among Democratic Voters



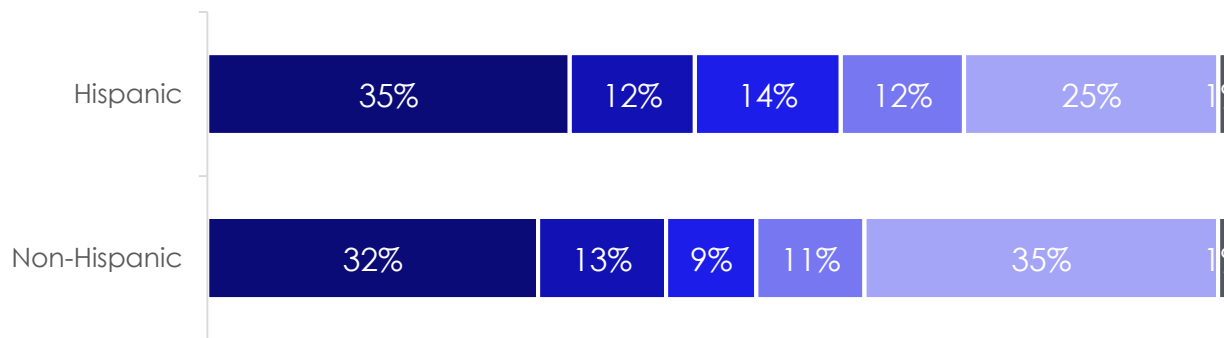
- Very unlikely
- Somewhat unlikely
- Neither likely nor unlikely
- Somewhat likely
- Very likely

# OVER 45% OF RESPONDENTS MUCH/SOMEWHAT PREFER TO VOTE BY MAIL IN 2020 PRESIDENTIAL ELECTION

-LOWER PREFERENCE AMONG HISPANICS TO VOTE IN PERSON

*Would you prefer to vote by mail, if it is available, or in person in the 2020 Presidential Election?*

## Voting by Mail Preference



- Would much prefer to vote by mail
- Would somewhat prefer to vote by mail
- No preference
- Would somewhat prefer to vote in person
- Would much prefer to vote in person
- No opinion/I don't know

- OVER 60% OF RESPONDENTS SAY VOTING BY MAIL IS EASIER TO DO THAN VOTING IN IN PERSON; 58% FEEL COMFORTABLE DOING SO
- ABOUT 60% AGREE YOU SHOULD HAVE TO REQUEST A MAIL-IN BALLOT FROM YOUR STATE OR LOCAL GOVERNMENT IN ORDER TO BE ABLE TO VOTE BY MAIL
- ABOUT 50% VOTERS AGREE VOTING BY MAIL IS MORE PRONE TO ABUSE AND FRAUD AND INCREASES CHANCE THAT VOTE WON'T BE COUNTED
- RESPONDENTS DISAGREE THAT STATE AND LOCAL GOVERNMENTS SHOULD MAIL BALLOTS TO EVERYONE ON THE VOTER LIST EVEN IF SOME OF THE ADDRESSES ARE NOT UP TO DATE OR SOME OF THE PEOPLE ON THE LIST NO LONGER LIVE IN THE JURISDICTION COVERED BY THE VOTER LIST

How much do you agree or disagree with each of the following statements? **[Mail-In Voting]**

Statement	Hispanic		Non-Hispanic	
	Agree	Disagree	Agree	Disagree
Voting by mail is easier to do than voting in person	63%	15%	65%	15%
I feel comfortable voting by mail	58%	23%	58%	29%
You should have to request a mail-in ballot from your state or local government in order to be able to vote by mail.	58%	20%	62%	17%
Voting by mail is more prone to abuse and fraud than voting in person	50%	33%	52%	32%
My State and local governments should mail ballots to everyone on the voter list even if they aren't requested.	48%	27%	42%	39%
Voting by mail increases the chance that my vote will not be counted	47%	30%	49%	30%
My State and local governments should mail ballots to everyone on the voter list even if some of the addresses are not up to date or some of the people on the list no longer live in the jurisdiction covered by the voter list.	36%	39%	29%	48%

5 pt Scale: Agree = 4,5, Disagree = 1,2, Neutral = 3 (not reported), No opinion = 0 (Not reported)

Agree and Disagree above will not sum to 100%

Among registered voters 18+

Source: Univision political tracker in collaboration with Media Predict as of October 2020





**NET FAV/JOB APPROVAL**

**NET FAV:****-AMONG HISPANICS: BIDEN, DEMOCRATIC PARTY, BLACK LIVES MATTER HIGHEST; TRUMP LOWEST****-AMONG NON-HISPANICS: BIDEN/BLACK LIVES MATTER, HARRIS HIGHEST; MCCONNELL LOWEST***For each candidate listed below, please indicate if you have a favorable or unfavorable opinion of them.*

	<b>Hispanic</b>	<b>Non-Hispanic</b>
	October 2020	October 2020
Joe Biden	<b>39%</b>	<b>10%</b>
The Democratic Party	<b>37%</b>	<b>5%</b>
Black Lives Matter	<b>31%</b>	<b>10%</b>
Kamala Harris	<b>28%</b>	<b>8%</b>
Nancy Pelosi	<b>19%</b>	<b>-8%</b>
Chuck Schumer	<b>5%</b>	<b>-1%</b>
Mike Pence	<b>-20%</b>	<b>1%</b>
Mitch McConnell	<b>-22%</b>	<b>-13%</b>
The Republican Party	<b>-27%</b>	<b>-3%</b>
Donald Trump	<b>-36%</b>	<b>-3%</b>

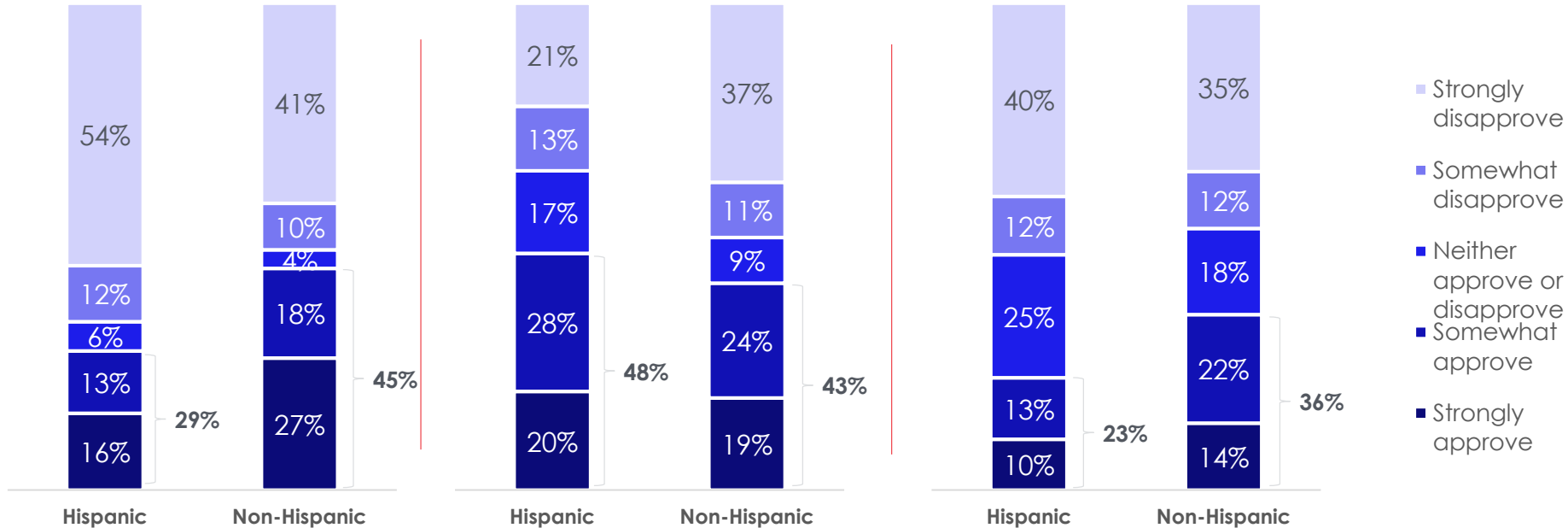


**JOB APPROVAL TOP TWO BOX:  
TRUMP: HISPANICS 29%, NON-HISPANICS 45%  
PELOSI: HISPANICS 48%, NON-HISPANICS 43%  
MCCONNELL: HISPANICS 23%, NON-HISPANICS 36%**

Donald Trump Job Approval

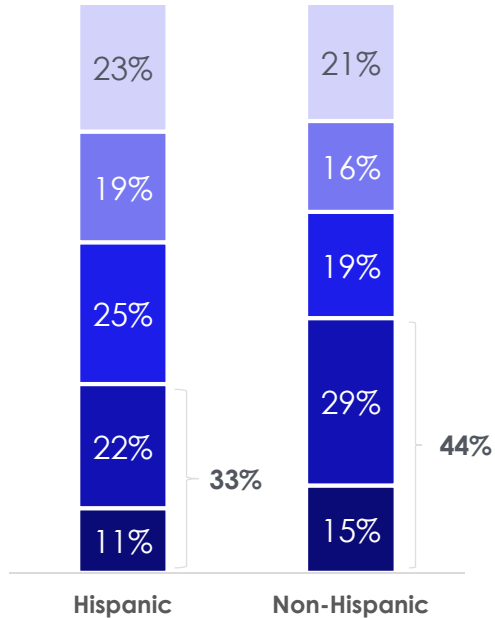
Nancy Pelosi Job Approval

Mitch McConnell Job Approval

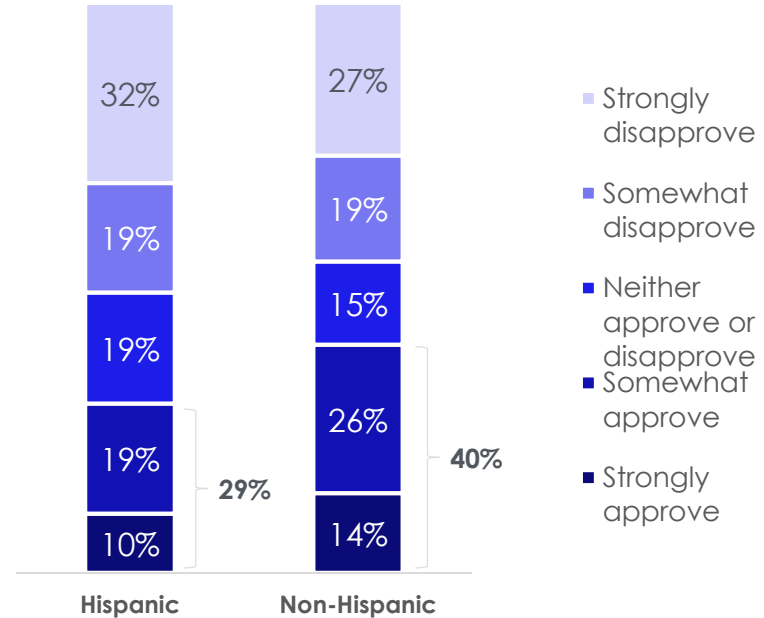


**JOB APPROVAL TOP TWO BOX:  
HOUSE: 33% HISPANICS, 44% NON-HISPANICS  
SENATE: 29% HISPANICS, 40% NON-HISPANICS**

**U.S. House of Representatives  
Job Approval**



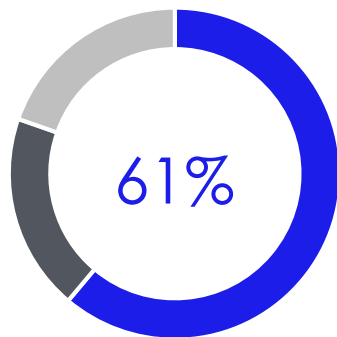
**U.S. Senate Job Approval**



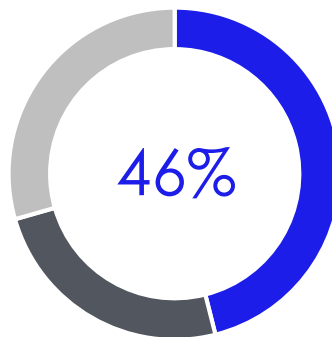
- Strongly disapprove
- Somewhat disapprove
- Neither approve or disapprove
- Somewhat approve
- Strongly approve

# 61% HISPANICS, 46% NON-HISPANICS DON'T SUPPORT TRUMP'S POLICIES OR LEADERSHIP STYLE

## Trump Policy and Style Opinion



Hispanics



Non-Hispanics

- I don't support Donald Trump's policies or leadership style
- I support Donald Trump's policies but dislike his leadership style
- I support Donald Trump's policies and like his leadership style

# **THE ISSUES/CURRENT EVENTS**

# HISPANICS' TOP ISSUES ARE AMERICA'S TOP ISSUES: CORONAVIRUS, HEALTHCARE, ECONOMY/JOB, IMPACT OF CORONAVIRUS ON ECONOMY KEY ISSUES AMONG ALL RESPONDENTS -RACE RELATIONS, POLICE REFORM OF GREATER IMPORTANCE AMONG HISPANICS

How important are each of the following issues to you?

## Issue Importance TopBox

	Hispanic (Top Box)	Non- Hispanic (Top Box)		Hispanic (Top Box)	Non- Hispanic (Top Box)
Coronavirus / COVID - 19	69%	65%	National security / Terrorism	48%	52%
Healthcare	68%	66%	Taxes	48%	47%
Economy / Jobs	67%	63%	Police Reform	44%	32%
Impact of the coronavirus on the economy	63%	60%	Military / Veterans	43%	49%
Cost of Living	60%	54%	The National Debt	41%	39%
Social Security / Medicare	57%	63%	Immigration reform	41%	33%
Education	57%	51%	Second amendment rights	36%	36%
Crime and public safety	53%	56%	Social issues like abortion or LGBTQ rights	35%	31%
Entitlements / social services reform (Medicare, Welfare, etc.)	53%	46%	Infrastructure investment	35%	32%
Climate Change	53%	46%	Foreign Policy/International Trade	35%	34%
Race Relations	51%	41%	Border security	33%	41%
Gun control	49%	43%			

Among registered voters 18+

Source: Univision political tracker in collaboration with Media Predict as of October 2020



# KEY ISSUES FOR LIKELY TRUMP VOTERS: ECONOMY/JOB, NATIONAL SECURITY/TERRORISM, IMPACT OF CORONAVIRUS ON ECONOMY

# KEY ISSUES FOR LIKELY BIDEN VOTERS: CORONAVIRUS, HEALTHCARE, IMPACT OF CORONAVIRUS ON ECONOMY

Top 10 issues among definitely/probably <u>Trump</u> voters	% Hispanic Top Box
Economy/Jobs	66%
National Security/Terrorism	57%
Impact of Coronavirus on Economy	56%
Crime and Public Safety	56%
Border Security	55%
Military/Veterans	54%
Coronavirus/COVID-19	54%
Healthcare	53%
Cost of Living	52%
Social Security/Medicare	51%

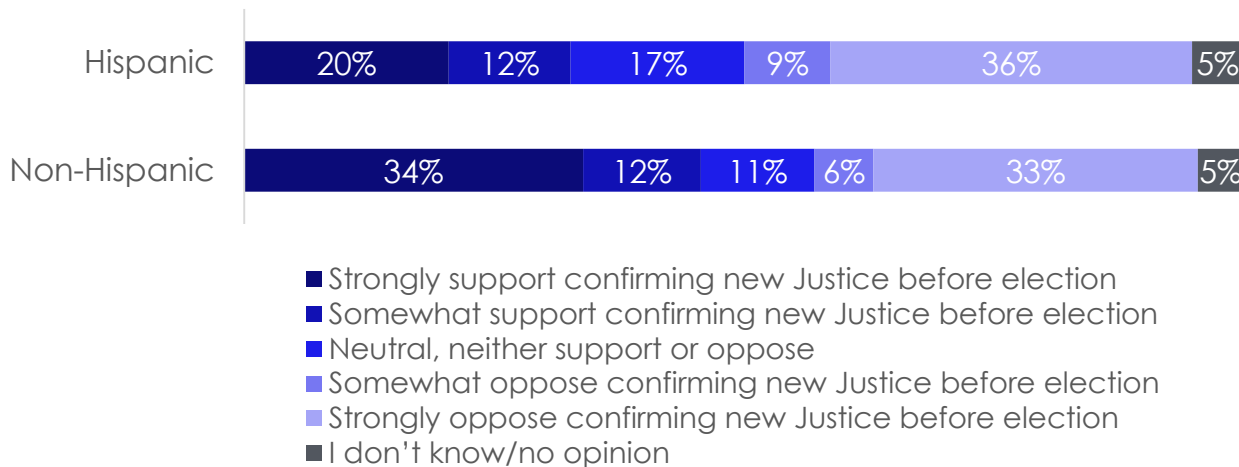
Top 10 issues among definitely/probably <u>Biden</u> voters	% Hispanic Top Box
Coronavirus/COVID-19	78%
Healthcare	73%
Impact of Coronavirus on Economy	67%
Economy/Jobs	66%
Climate Change	65%
Race Relations	62%
Cost of Living	62%
Social Security/Medicare	60%
Education	58%
Gun Control	57%



**CONFIRMING NEW JUSTICE BEFORE ELECTION TOP TWO BOX:  
 -32% HISPANICS, 46% NON-HISPANICS STRONGLY/SOMEWHAT STRONGLY SUPPORT  
 -45% HISPANICS, 39% NON-HISPANICS STRONGLY/SOMEWHAT STRONGLY OPPOSE**

*Supreme Court Justice Ruth Bader Ginsburg has recently passed away. Do you support or oppose her replacement being confirmed before the November 2020 election?*

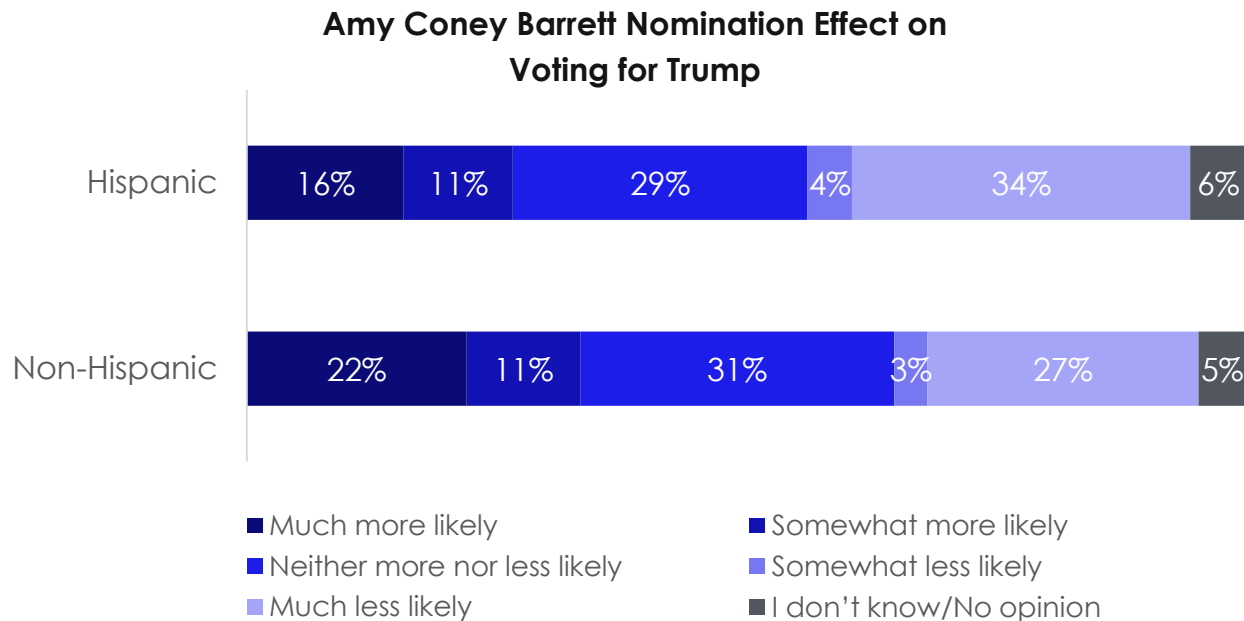
### Ruth Bader Ginsberg Replacement



# IMPACT OF TRUMP NOMINATING AMY CONEY BARRET:

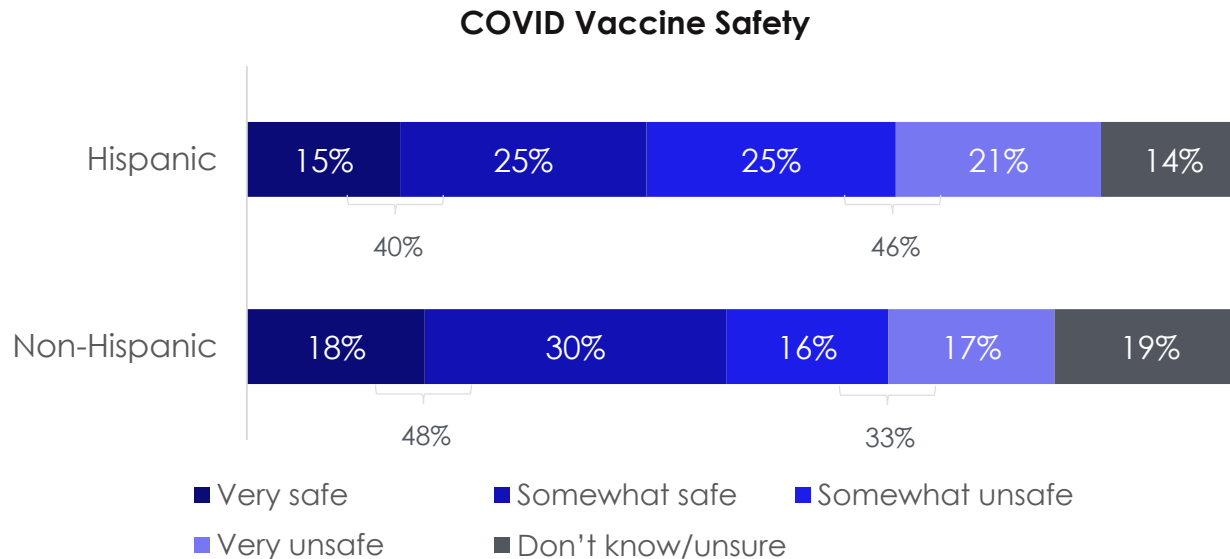
**-16% HISPANICS, 22% NON-HISPANICS MUCH MORE LIKELY TO VOTE FOR TRUMP**  
**-34% HISPANICS, 27% NON-HISPANICS MUCH LESS LIKELY TO VOTE FOR TRUMP**

*President Trump has nominated Judge Amy Coney Barrett to fill the Supreme Court vacancy that arose from the passing of Justice Ruth Bader Ginsberg. Does this nomination make you more or less likely to vote for Donald Trump for President?*



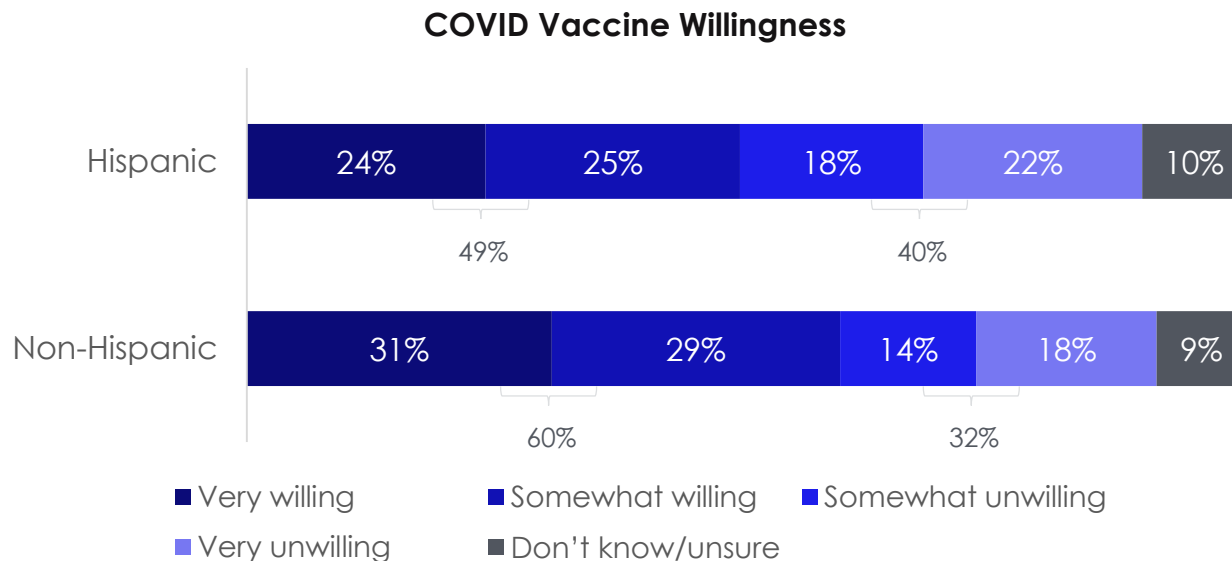
**VACCINE SAFETY IF AVAILABLE BEFORE END OF YEAR TOP TWO BOX:**  
**-VERY/SOMEWHAT SAFE: HISPANICS 40%, NON-HISPANICS 48%**  
**-VERY/SOMEWHAT UNSAFE: HISPANICS 46%, NON-HISPANICS 33%**

*If a vaccine for COVID-19 was available before the end of the year, how safe do you think it will be to take?*



**WILLING TO TAKE VACCINE BEFORE END OF YEAR TOP TWO BOX:  
 -VERY/SOMEWHAT WILLING: HISPANICS 49%, NON-HISPANICS 60%  
 -VERY/SOMEWHAT UNWILLING: HISPANICS 40%, NON-HISPANICS 32%**

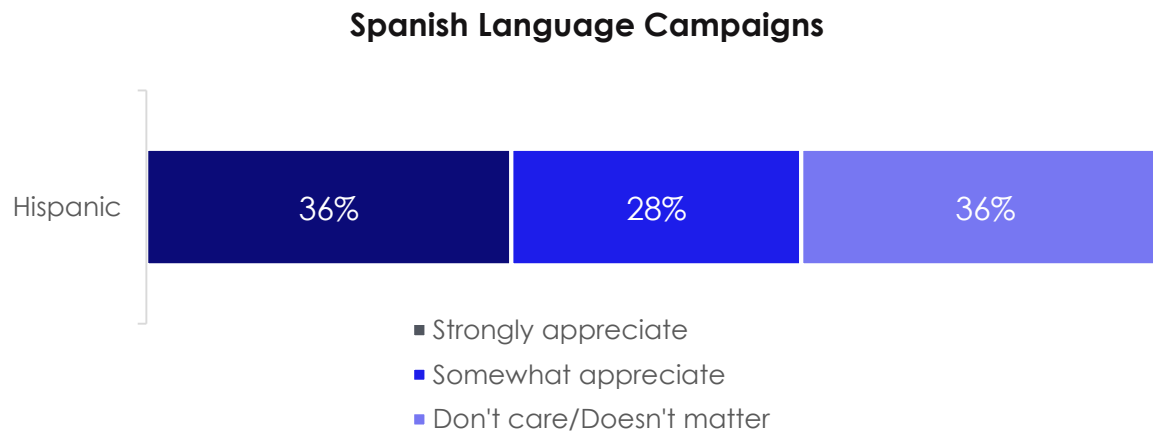
*If a vaccine for COVID-19 was available before the end of the year and you believed it was safe, how willing or unwilling would you be to take it?*



# **THE IMPORTANCE OF SPANISH LANGUAGE**

# 64% OF HISPANICS STRONGLY/SOMEWHAT APPRECIATE CANDIDATES WHO ADVERTISE IN SPANISH

*When you follow a political campaign for President, Congress, Senate or Governor, do you appreciate when candidates advertise in Spanish in trying to win your vote?*



# COMMUNICATING IN SPANISH: -72% OF HISPANICS AGREE POLITICAL PARTIES/CANDIDATES WHO ADVERTISE IN SPANISH WANT THEIR VOTE -56% AGREE IT SHOWS THEM CANDIDATES ARE TRULY INTERESTED IN HISPANICS AND THEIR COMMUNITY

How much do you agree or disagree with each of the following statements? *[Spanish Language Campaigns]*

Statement	Hispanic	
	Agree	Disagree
Political parties and candidates who advertise in Spanish are showing me they want my vote.	72%	7%
When a political party or candidate communicates with me in Spanish, it suggests that they are truly interested in Hispanics and our community.	56%	18%

5 pt Scale: Agree = 4,5, Disagree = 1,2, Neutral = 3 (not reported), No opinion = 0 (Not reported)

Agree and Disagree above will not sum to 100%

Among registered voters 18+

Source: Univision political tracker in collaboration with Media Predict as of October 2020



# **CORONAVIRUS**

**-HANDLING APPROVAL**

**-EFFECTS ON JOBS**

**-SCHOOL OPENING STATEMENTS AND PARENT OPINION**



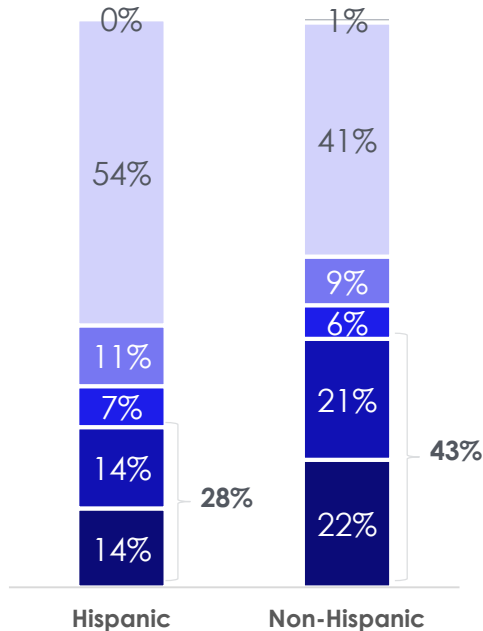
## APPROVE TRUMP HANDLING OF CORONAVIRUS TOP TWO BOX:

-HISPANICS 28%, NON-HISPANICS 43%

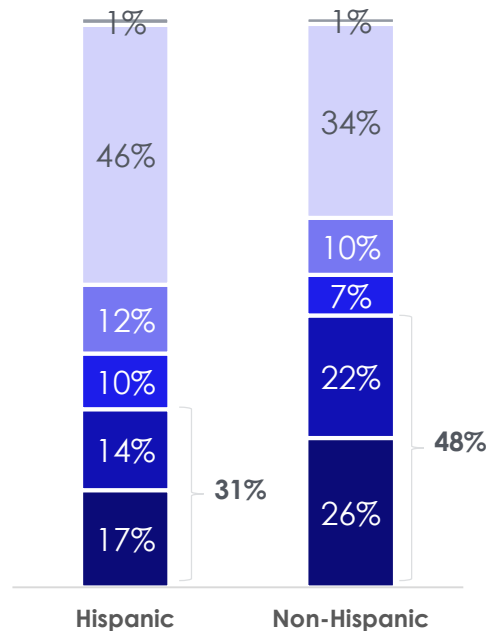
## APPROVE TRUMP HANDLING ECONOMIC IMPACT OF CORONAVIRUS TOP TWO BOX:

-HISPANICS 31%, NON-HISPANICS 48%

### Trump Handling of Coronavirus



### Trump Handling of Economic Impact of Coronavirus



- I don't know/No opinion
- Strongly disapprove
- Somewhat disapprove
- Neither approve nor disapprove
- Somewhat approve
- Strongly approve

## APPROVE CONGRESS HANDLING OF CORONAVIRUS TOP TWO BOX:

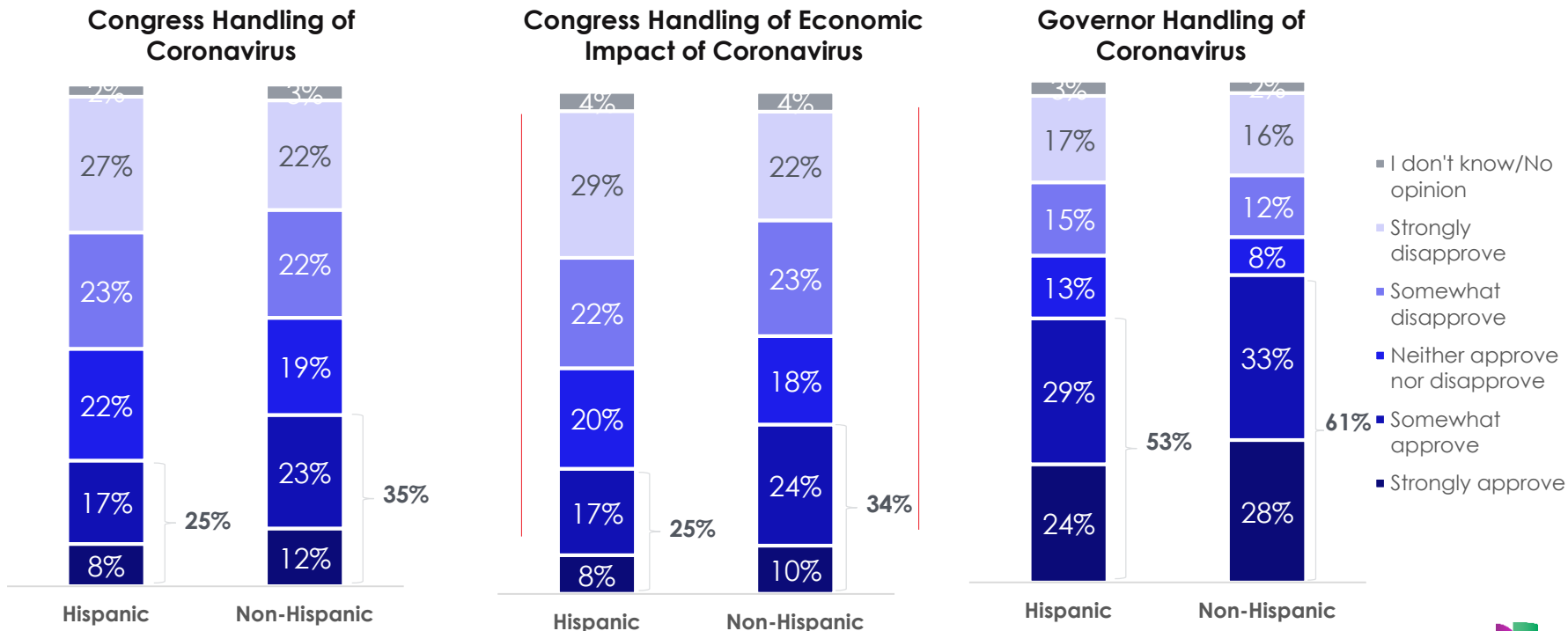
-HISPANICS 25%, NON-HISPANICS 35%

## APPROVE CONGRESS HANDLING OF ECONOMIC IMPACT CORONAVIRUS TOP TWO BOX:

HISPANICS 25%, NON-HISPANICS 34%

## APPROVE GOVERNOR HANDLING OF CORONAVIRUS TOP TWO BOX:

-HISPANICS 53%, NON-HISPANICS 61%



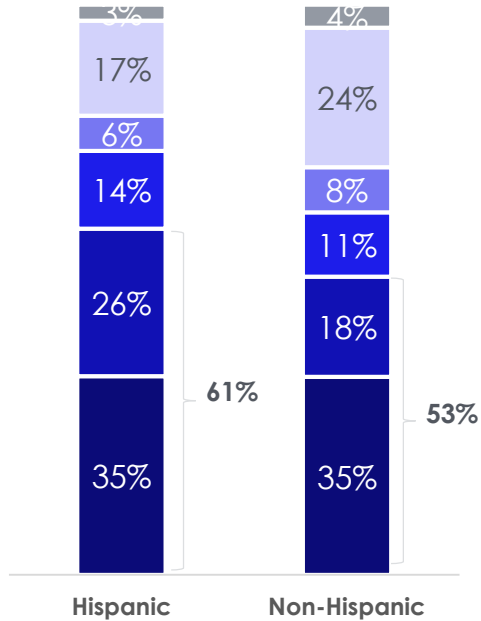
## BIDEN HANDLING OF CORONAVIRUS WOULD BE BETTER TOP TWO BOX:

-HISPANICS 61%, NON-HISPANICS 53%

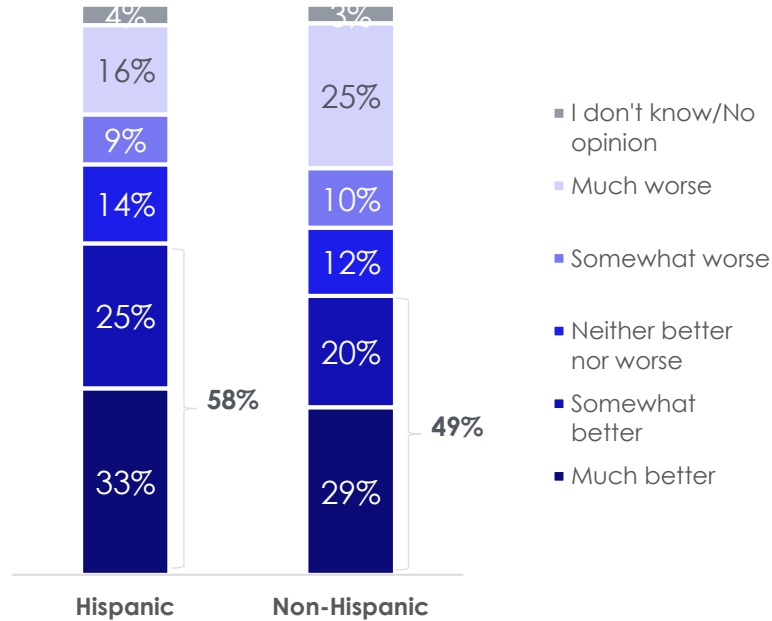
## BIDEN HANDLING OF ECONOMIC IMPACT OF CORONAVIRUS WOULD BE BETTER TOP TWO BOX:

-HISPANICS 58%, NON-HISPANICS 49%

**Biden Handling of Coronavirus –  
Better or Worse**



**Biden Handling of Economic  
Impact of Coronavirus – Better or  
Worse**

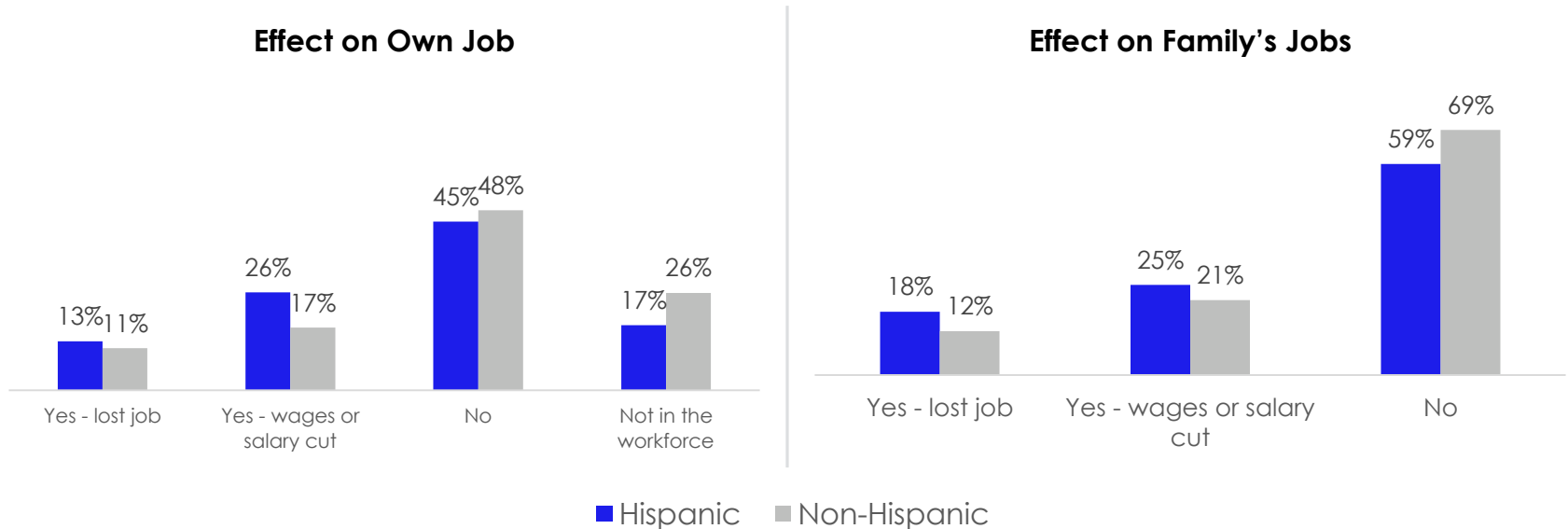


- I don't know/No opinion
- Much worse
- Somewhat worse
- Neither better nor worse
- Somewhat better
- Much better

**CORONAVIRUS EFFECT ON JOB:**  
**-HIGHER % OF HISPANICS HAVE LOST JOB OR SEEN WAGES/SALARY CUT THAN NON-HISPANICS**  
**-HIGHER % OF HISPANICS HAVE SEEN SOMEONE IN FAMILY LOSE JOB OR HAD WAGES/SALARY CUT THAN NON-HISPANICS**

*Have you lost your job or have your wages or salary been cut because of the coronavirus?*

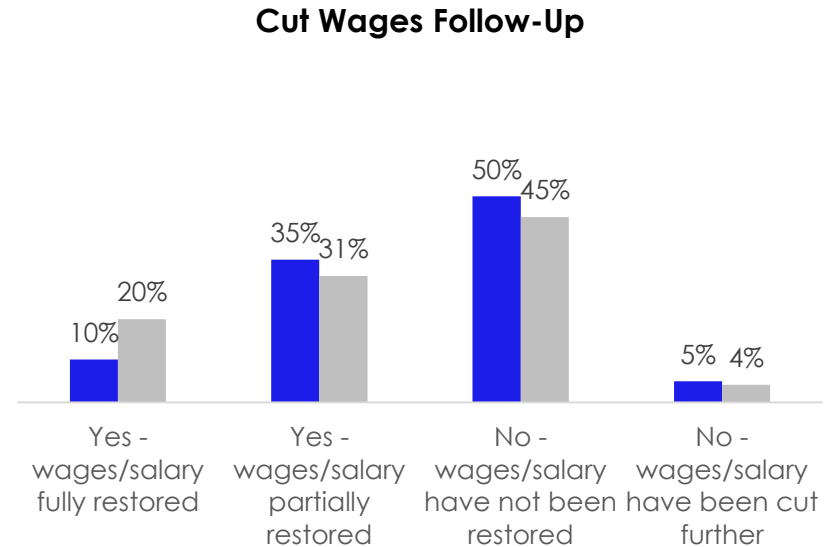
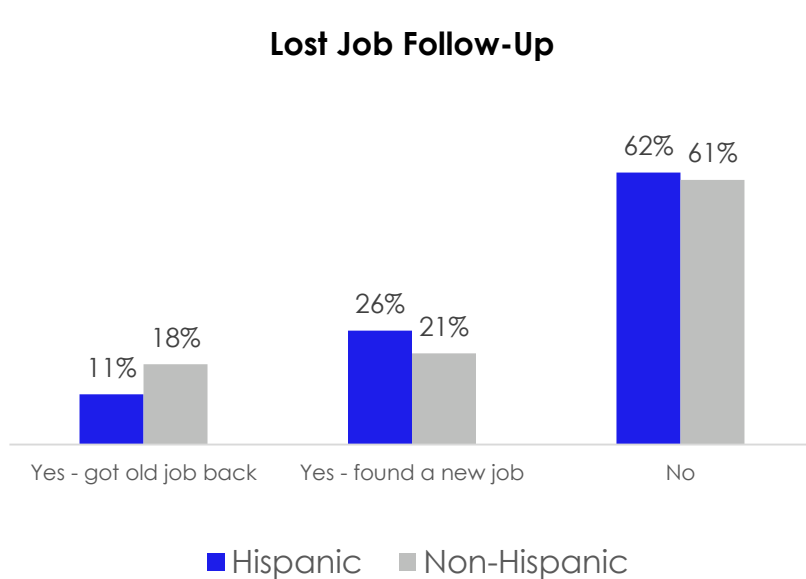
*Besides you, has anyone in your family lost their job or have your wages or salary been cut because of the coronavirus?*



# AMONG THOSE WHO LOST JOB, OVER 60% OF RESPONDENTS HAVE NOT GOTTEN JOB BACK/FOUND NEW ONE

## -AMONG THOSE WHO HAD WAGES CUT, ABOUT 50% RESPONDENTS HAVE NOT HAD WAGES RESTORED

You answered that you had lost your job due to the coronavirus, have you since gotten your job back or found a new one?  
 You answered that you had your wages or salary cut due to the coronavirus, have you since had your wages/salary restored?



# SCHOOL OPENING STATEMENTS

*This year, schools are operating in a variety of ways, from being open for full-time in-person instruction to being completely on-line. For each of the following, please indicate how effective or ineffective you think they are in educating children.*

*Full Time:*

*Schools that are doing full-time in-person teaching.*

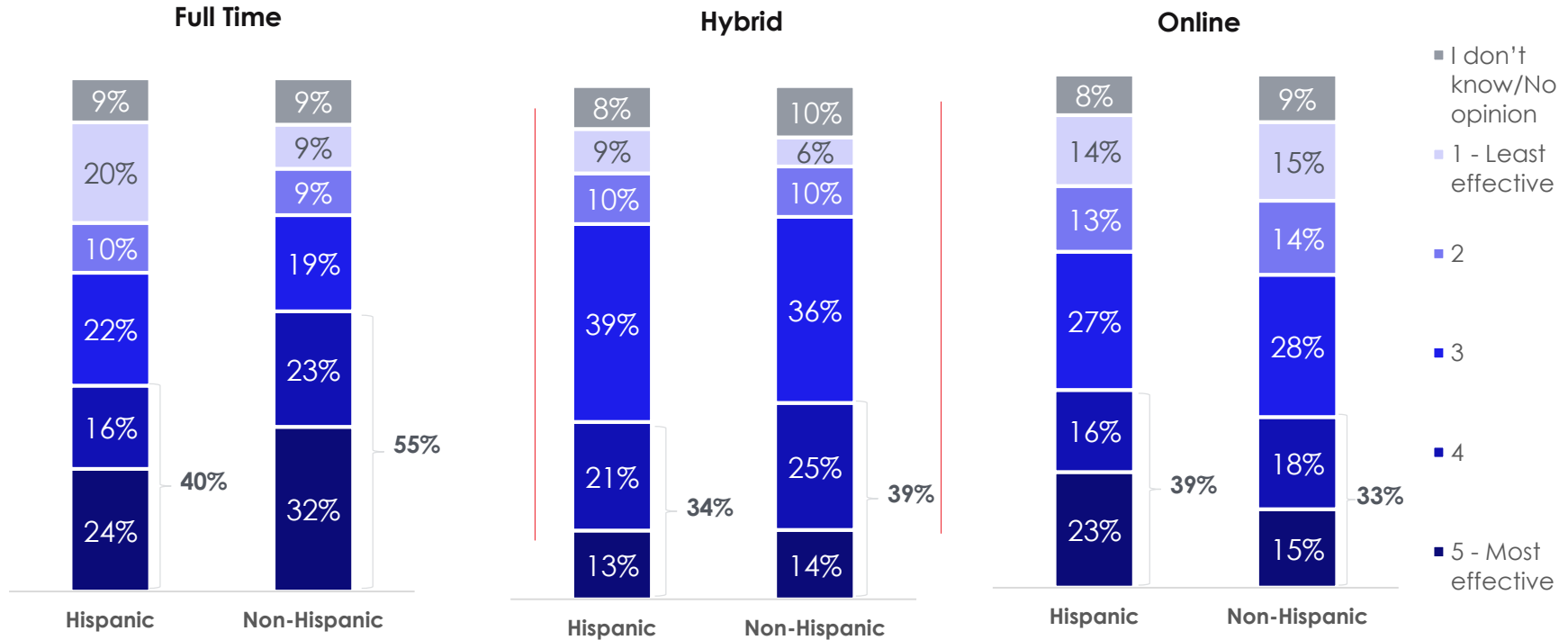
*Hybrid:*

*Schools that are operating with a “hybrid” option where students split their time between in-person and on-line education. Half the students are physically at school at any time and the other half are on-line (remote learning).*

*Online:*

*Schools that are not open physically and do on-line education (remote learning) only.*

**SCHOOL OPENING OPTIONS TOP TWO BOX EFFECTIVE IN EDUCATING CHILDREN:**  
**FULL-TIME: 40% HISPANICS, 55% NON-HISPANICS MOST EFFECTIVE**  
**HYBRID: 34% HISPANICS, 39% NON-HISPANICS MOST EFFECTIVE**  
**ONLINE: 39% HISPANICS, 33% NON-HISPANICS MOST EFFECTIVE**



# **COVID-19/ECONOMY STATEMENTS**



- MAJORITY OF RESPONDENTS AGREE ECONOMY WILL GET WORSE IF COVID CASES RISE, ARE VERY WORRIED ABOUT WHAT IS HAPPENING TO THE ECONOMY
- 63% HISPANICS, 56% NON-HISPANICS HAVE ALREADY CUT BACK SPENDING SIGNIFICANTLY
- 59% HISPANICS, 54% NON-RESPONDENTS EXPECT PERSONAL ECONOMIC SITUATION TO GET BETTER IN NEXT FEW YEARS
- ABOUT 50% RESPONDENTS AGREE THE ECONOMIC PROBLEMS CAUSED BY THE LOCKDOWN WILL HURT MORE PEOPLE THAN THE CORONAVIRUS
- HISPANICS GREATER AGREEMENT THE CORONAVIRUS HAS HURT MY PERSONAL ECONOMIC SITUATION SIGNIFICANTLY ALREADY, WILL HURT MY PERSONAL ECONOMIC SITUATION SIGNIFICANTLY

How much do you agree or disagree with each of the following statements? [Coronavirus crisis and the economy – 1 of 3]

Statement	Hispanic		Non-Hispanic	
	Agree	Disagree	Agree	Disagree
I am very worried about what is happening to the economy	78%	9%	78%	7%
I believe the economy will get worse if COVID cases rise	76%	9%	77%	8%
I have already cut back my spending significantly in reaction to the coronavirus	63%	17%	56%	22%
I expect my personal economic situation to get better in the next few years	59%	11%	54%	15%
The impact of the coronavirus has hurt my personal economic situation significantly already	52%	26%	43%	36%
The economic problems caused by the lockdown of the country will hurt more people than the coronavirus	50%	28%	53%	27%
I expect that the coronavirus will hurt my personal economic situation significantly	49%	25%	42%	33%

5 pt Scale: Agree = 4,5, Disagree = 1,2, Neutral = 3 (not reported), No opinion = 0 (Not reported)

Agree and Disagree above will not sum to 100%

Among registered voters 18+

Source: Univision political tracker in collaboration with Media Predict as of October 2020



- HISPANICS GREATER AGREEMENT I AM WORRIED ABOUT MAKING OTHER PAYMENTS LIKE PHONE, CREDIT CARD AND CAR PAYMENTS OVER THE NEXT FEW MONTHS
- OVER 40% OF RESPONDENTS AGREE I EXPECT MY SPENDING/INCOME WILL RETURN TO PRE-CORONAVIRUS LEVELS ONCE THE ECONOMY REOPENS
- 40% RESPONDENTS AGREE I AM MORE CONFIDENT ABOUT MY PERSONAL ECONOMIC SITUATION THAN IN THE FIRST FEW MONTHS OF THE PANDEMIC
- ONE THIRD RESPONDENTS DISAGREE I BELIEVE THE ECONOMY WILL BOUNCE BACK AS SOON AS THE RESTRICTIONS RELATED TO CORONAVIRUS ARE LIFTED AND I AM CONFIDENT THAT SOCIAL SECURITY AND MEDICARE BENEFITS WILL BE AVAILABLE TO ME WHEN I RETIRE

How much do you agree or disagree with each of the following statements? [Coronavirus crisis and the economy – 2 of 3]

Statement	Hispanic		Non-Hispanic	
	Agree	Disagree	Agree	Disagree
I am worried about making other payments, like phone, credit card, and car payments, over the next few months	45%	36%	35%	47%
I expect that my spending will return to pre-coronavirus levels once the economy reopens	43%	28%	46%	23%
I believe that the economy will bounce back as soon as the restrictions related to coronavirus are lifted	43%	34%	51%	33%
I expect that my income will return to pre-coronavirus levels once the economy reopens	42%	18%	42%	16%
I am confident that Social Security and Medicare benefits will be available to me when I retire, similarly to current retirees	42%	30%	47%	29%
I am more confident about my personal economic situation than I was in the first few months of the coronavirus pandemic	40%	28%	38%	28%
I am more worried about the economy than I am about the coronavirus	39%	38%	42%	40%

5 pt Scale: Agree = 4,5, Disagree = 1,2, Neutral = 3 (not reported), No opinion = 0 (Not reported)

Agree and Disagree above will not sum to 100%

Among registered voters 18+

Source: Univision political tracker in collaboration with Media Predict as of October 2020



## -HISPANICS GREATER AGREEMENT I AM WORRIED ABOUT MAKING MY MORTGAGE/RENT PAYMENTS OVER THE NEXT FEW MONTHS

### RESPONDENTS DISAGREE:

-THE HEALTH RISK OF THE CORONAVIRUS IS OVERBLOWN

-I BELIEVE I WILL LOSE MY JOB SOMETIME IN THE NEXT FEW MONTHS

-I HAVE STARTED TO SPEND MORE THAN I WAS SPENDING IN THE FIRST FEW MONTHS OF THE CORONAVIRUS PANDEMIC

How much do you agree or disagree with each of the following statements? [Coronavirus crisis and the economy – 3 of 3]

Statement	Hispanic		Non-Hispanic	
	Agree	Disagree	Agree	Disagree
I am worried about making my mortgage/rent payment over the next few months	<b>39%</b>	37%	<b>28%</b>	51%
I have started to spend more than I was spending in the first few months of the coronavirus pandemic	<b>38%</b>	39%	<b>36%</b>	42%
I believe that my wages/salary will be cut sometime in the next few months	<b>33%</b>	31%	<b>26%</b>	43%
The health risk of the coronavirus is overblown	<b>31%</b>	51%	<b>37%</b>	51%
I believe that I will lose my job sometime in the next few months	<b>24%</b>	42%	<b>20%</b>	47%

5 pt Scale: Agree = 4,5, Disagree = 1,2, Neutral = 3 (not reported), No opinion = 0 (Not reported)

Agree and Disagree above will not sum to 100%

Among registered voters 18+

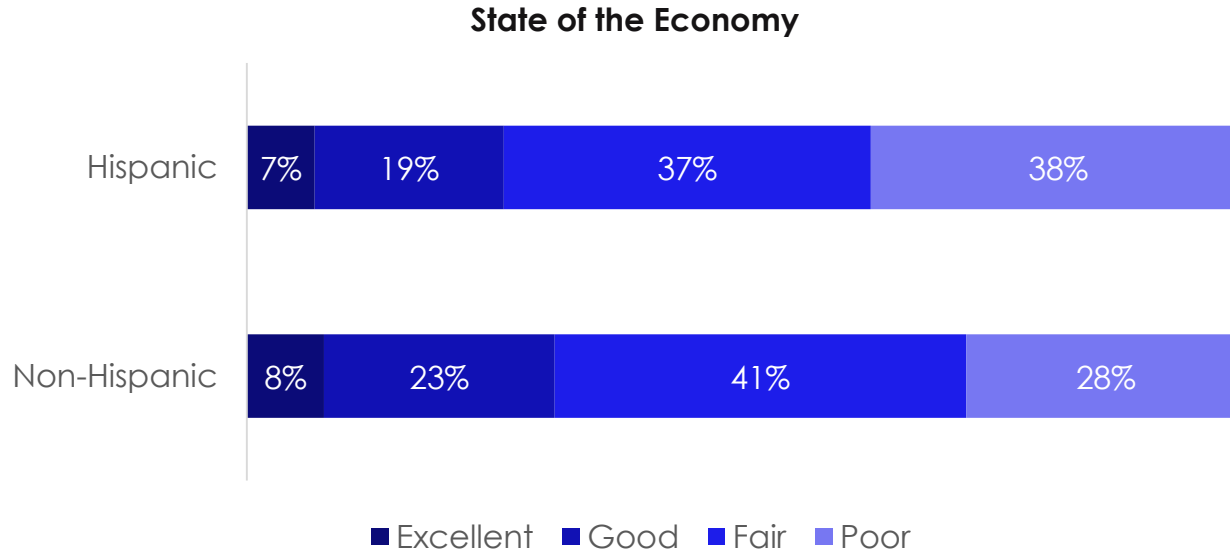
Source: Univision political tracker in collaboration with Media Predict as of October 2020



**ECONOMY**

**-7% OF HISPANICS, 8% NON-HISPANICS RATE THE ECONOMY AS EXCELLENT  
-38% OF HISPANICS AND 28% NON-HISPANICS RATE IT AS POOR**

*How would you rate the economy of the United States right now?*

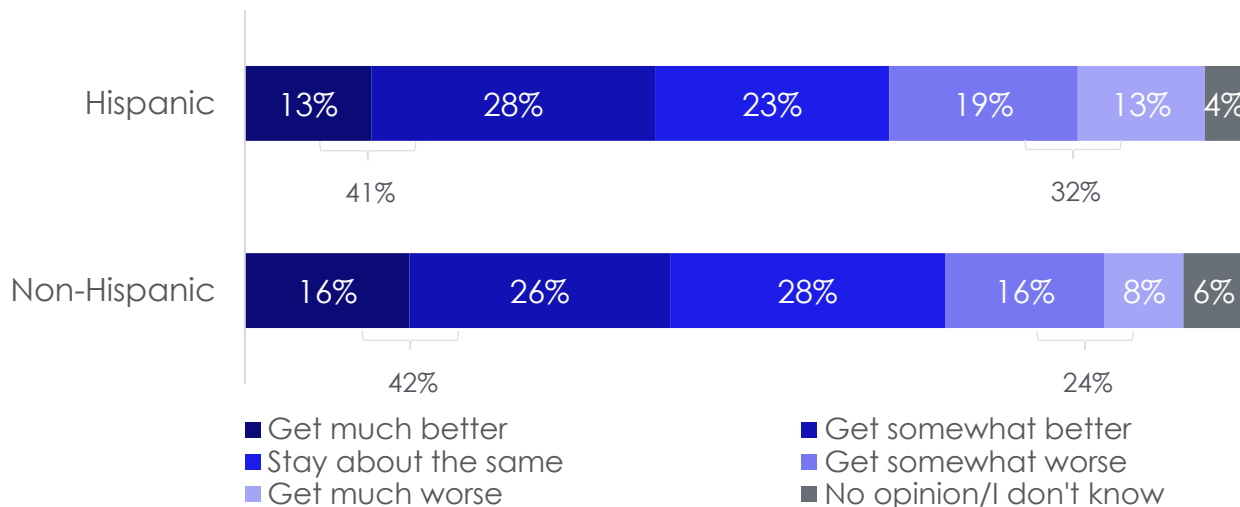


## HOW WILL THE ECONOMY BE OVER NEXT FEW MONTHS?

**-MUCH/SOMEWHAT BETTER: HISPANIC 41%, NON-HISPANIC 42%**  
**-MUCH/SOMEWHAT WORSE: HISPANIC 32%, NON-HISPANIC 24%**

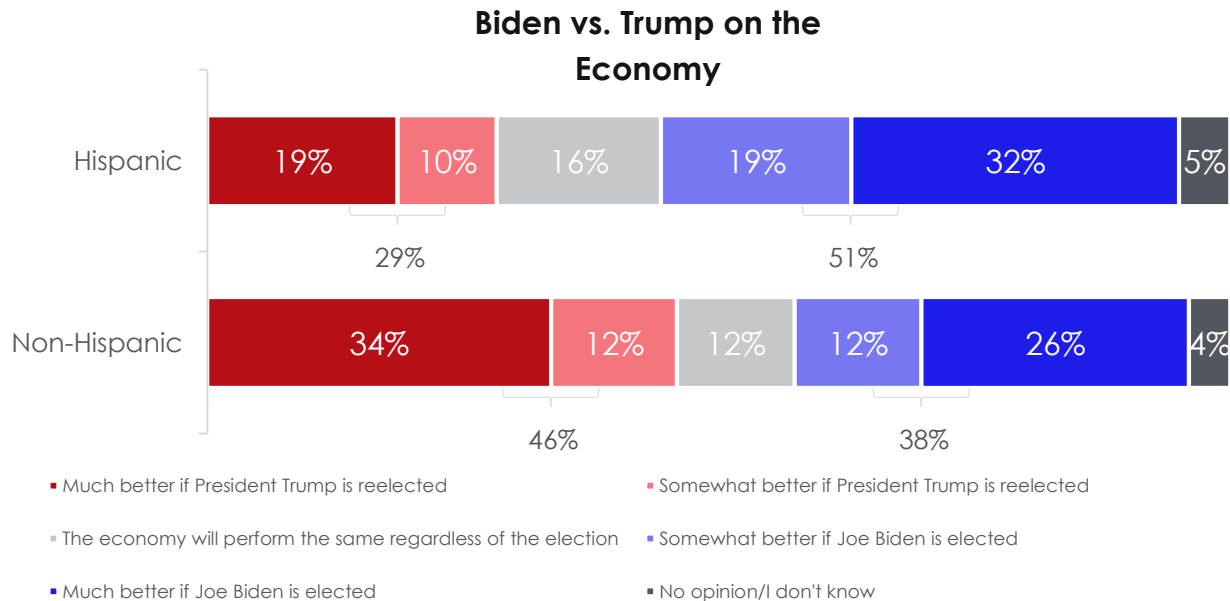
Thinking ahead to a few months from now... Do you believe the economy will get better, get worse, or stay about the same as it is now?

### Future of the Economy



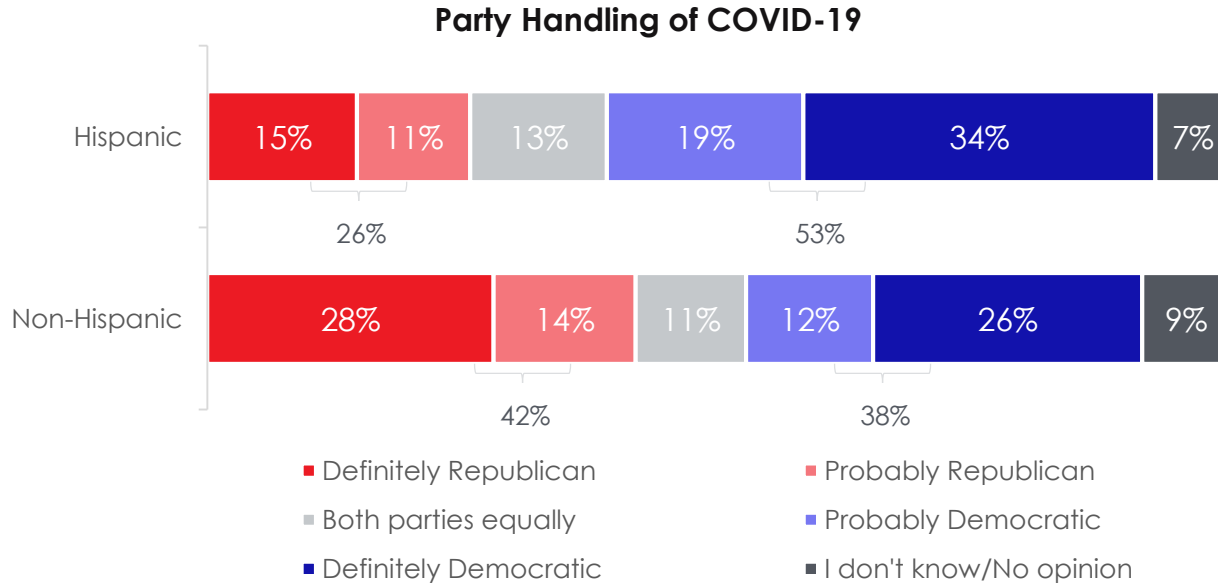
**ECONOMY WILL DO BETTER TOP TWO BOX:**  
**-IF BIDEN ELECTED: HISPANICS 51%, NON-HISPANICS 38%**  
**-IF TRUMP REELECTED: HISPANICS 29%, NON-HISPANICS 46%**

*Will the economy do better if President Trump is reelected or if Joe Biden is elected president?*



**PARTY BETTER ABLE TO HANDLE ECONOMIC IMPACT OF THE VIRUS TOP TWO BOX:**  
**-HISPANICS: DEMOCRATIC 53%, REPUBLICAN 26%**  
**-NON-HISPANICS: DEMOCRATIC 38%, REPUBLICAN 42%**

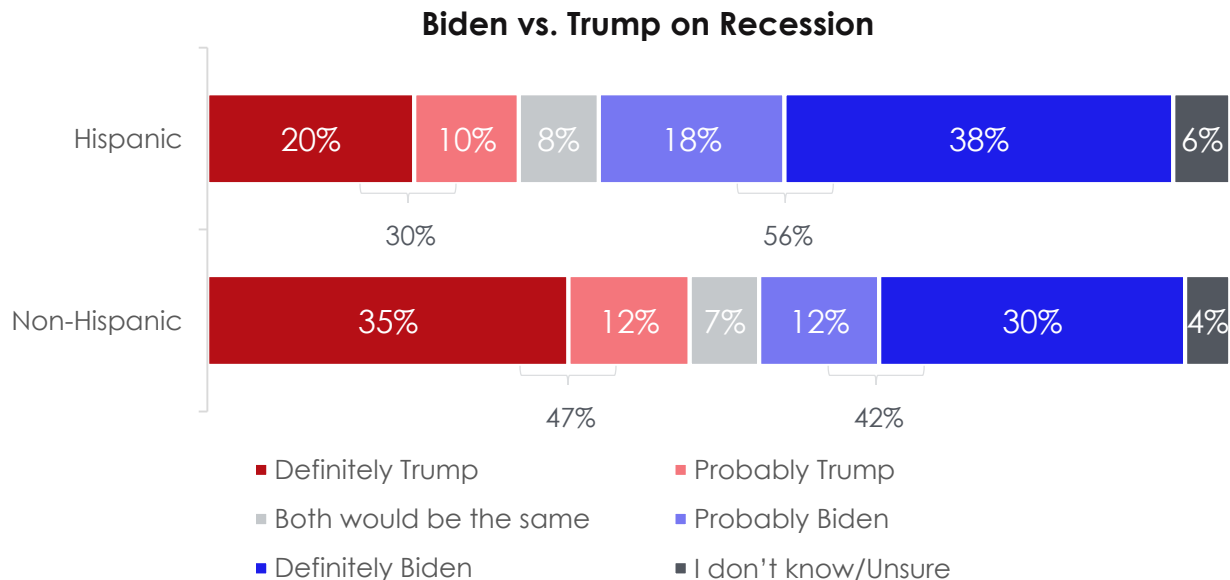
*Which party is better able to handle the economic impact of the coronavirus?*





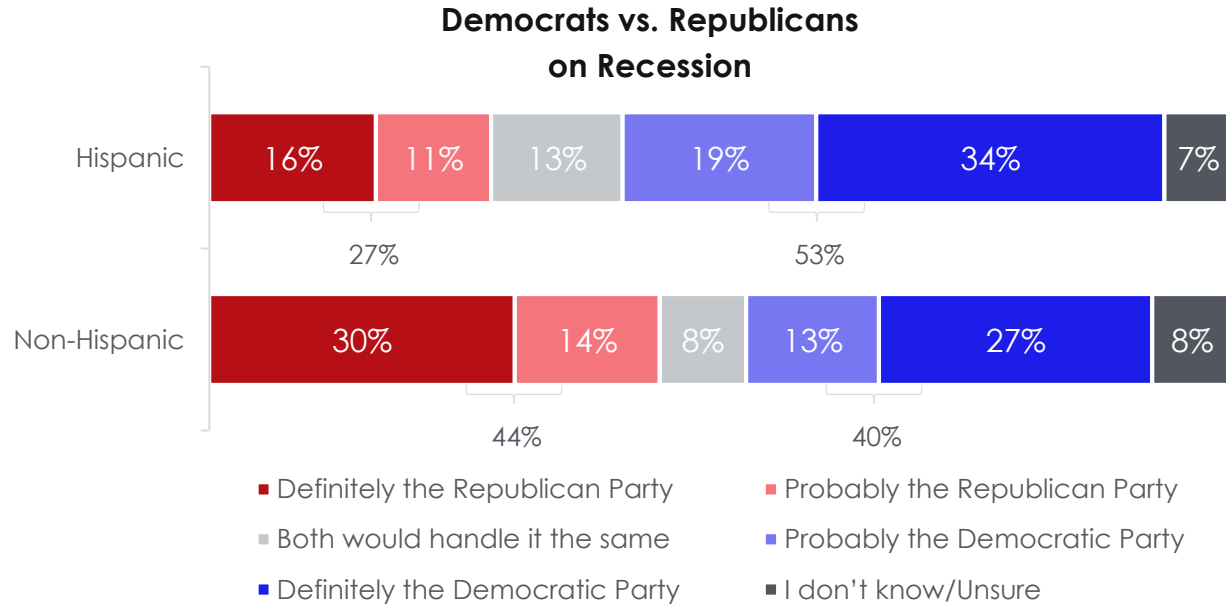
**PRESIDENTIAL CANDIDATE BEST ABLE TO HANDLE AN ECONOMIC RECESSION TOP TWO BOX:**  
**-BIDEN: HISPANICS 56%, NON-HISPANICS 42%**  
**-TRUMP: HISPANICS 30%, NON-HISPANICS 47%**

*Which presidential candidate would best be able to handle an economic recession, President Donald Trump or Joe Biden?*



**POLITICAL PARTY BEST ABLE TO HANDLE AN ECONOMIC RECESSION TOP TWO BOX:**  
**-REPUBLICAN: HISPANICS 27%, NON-HISPANICS 44%**  
**-DEMOCRATIC: HISPANICS 53%, NON-HISPANICS 40%**

*Which political party would best be able to handle an economic recession, the Republican Party or the Democratic Party?*



**HEALTHCARE**

## ALMOST 60% OF RESPONDENTS RANK BRINGING DOWN PRICE OF HEALTH INSURANCE DEDUCTIBLES, COPAYS, AND PREMIUMS AS TOP HEALTHCARE PRIORITY -ABOUT 50% OF HISPANICS RANK IMPROVING ACCESS TO HEALTHCARE SECOND IN IMPORTANCE

Other than the ongoing Coronavirus issues, which TWO of the following do you believe should be the top priorities when it comes to our nation's health care system...

Please rank the two top priorities when it comes to our nation's health care system, with 1 being the most important, and 2 being the 2nd most important.

Statement	Hispanic		Non-Hispanic	
	Selected	Rank Index	Selected	Rank Index
Bringing down the price of health insurance deductibles, copays and premiums	<b>56%</b>	142	<b>58%</b>	147
Improving access to health care	<b>51%</b>	137	<b>47%</b>	122
Lowering the price of prescription drugs	<b>46%</b>	108	<b>51%</b>	121
Ensuring that the latest drugs and treatments are available to patients	<b>32%</b>	75	<b>28%</b>	68
Dealing with the opioid/painkiller addiction epidemic	<b>17%</b>	39	<b>17%</b>	42

\*The rank index is calculated by combining both how often each statement was chosen, and the ranking of each respondent's top 2 statements

**-MAJORITY AGREE PEOPLE SHOULD BE REQUIRED TO MAINTAIN SOCIAL DISTANCING AND WEAR FACEMASKS UNTIL THREAT FROM CORONAVIRUS IS GONE; DRUG ABUSE IS A SERIOUS PUBLIC HEALTH ISSUE, GOVT FUNDED HEALTH INSURANCE SHOULD BE AVAILABLE TO EVERYONE IN THE US (HIGHER AMONG HISPANICS)**

**-ABOUT 65% OF RESPONDENTS AGREE THE BEST WAY TO ADDRESS HEALTHCARE ISSUES IN THE UNITED STATES IS TO IMPROVE THE CURRENT SYSTEM, INCLUDING IMPROVING THE AFFORDABLE CARE ACT; AGREE I AM GENERALLY SATISFIED WITH HEALTHCARE COVERAGE**

**-ABOUT HALF OF RESPONDENTS AGREE MEDICAID AND MEDICARE ARE WORKING WELL NOW**

*How much do you agree or disagree with each of the following statements? [Healthcare - 1 of 2]*

Statement	Hispanic		Non-Hispanic	
	Agree	Disagree	Agree	Disagree
People should be required to maintain social distancing (i.e., stay at least 6 feet away from other people) until the threat from coronavirus is gone	84%	6%	81%	8%
People should be required to wear facemasks in public until the threat from coronavirus is gone	81%	9%	77%	13%
Drug abuse is a serious public health issue in the United States.	80%	8%	84%	5%
Government funded health insurance should be available to everyone in the United States.	70%	12%	64%	20%
The best way to address healthcare issues in the United States is to improve the current system, including improving the Affordable Care Act (also known as Obamacare).	67%	12%	63%	19%
I am generally satisfied with my healthcare coverage.	65%	15%	70%	14%
Medicare For All (that includes the elimination of all private health insurance) would not negatively impact the quality or availability of healthcare services in the United States.	46%	24%	41%	35%
Medicaid and Medicare are working well now.	44%	21%	51%	21%

5 pt Scale: Agree = 4,5, Disagree = 1,2, Neutral = 3 (not reported), No opinion = 0 (Not reported)

Agree and Disagree above will not sum to 100%

Among registered voters 18+

Source: Univision political tracker in collaboration with Media Predict as of October 2020



**-40% HISPANICS, 35% NON-HISPANICS AGREE THAT THE GOVT SHOULD ELIMINATE ALL PRIVATE HEALTH INSURANCE AND REPLACE IT WITH A GOVT-RUN PROGRAM LIKE MEDICARE**

**-ABOUT 40% OF RESPONDENTS AGREE ABORTION SHOULD BE LEGAL ONLY IN FIRST TRIMESTER**

**RESPONDENTS DISAGREE:**

**-IN ORDER TO PAY FOR UNIVERSAL GOVT FUNDED HEALTH INSURANCE THE GOVT SHOULD RAISE MY TAXES**

**-ABORTION SHOULD BE AVAILABLE TO A WOMAN AT ANY TIME DURING HER PREGNANCY**

**-GOVT FUNDS SHOULD BE USED TO PAY FOR ABORTIONS**

*How much do you agree or disagree with each of the following statements? [Healthcare - 2 of 2]*

Statement	Hispanic		Non-Hispanic	
	Agree	Disagree	Agree	Disagree
The Government should eliminate all private health insurance and replace it with a Government-run program like Medicare.	<b>40%</b>	34%	<b>35%</b>	44%
Abortion should be legal only in the first trimester of pregnancy	<b>38%</b>	31%	<b>44%</b>	28%
Abortion should be available to a woman at any time during her pregnancy	<b>33%</b>	43%	<b>33%</b>	47%
In order to pay for universal government funded health insurance, the govt should raise my taxes.	<b>30%</b>	45%	<b>33%</b>	47%
Government funds should be used to pay for abortions.	<b>29%</b>	41%	<b>28%</b>	47%

5 pt Scale: Agree = 4,5, Disagree = 1,2, Neutral = 3 (not reported), No opinion = 0 (Not reported)

Agree and Disagree above will not sum to 100%

Among registered voters 18+

Source: Univision political tracker in collaboration with Media Predict as of October 2020



**PUBLIC SAFETY  
POLICE REFORM  
PROTESTS**

- MAJORITY AGREE STRICTER BACKGROUND CHECKS ON THE SALE OF GUNS IS THE BEST WAY TO REDUCE GUN VIOLENCE; ASSAULT RIFLES SHOULD BE BANNED
- ABOUT 60% RESPONDENTS AGREE STRICTER GUN CONTROL LAWS WOULD REDUCE CRIME
- HISPANICS MUCH LOWER AGREEMENT LOCAL AND STATE AUTHORITIES SHOULD COOPERATE WITH FEDERAL IMMIGRATION AUTHORITIES
- HISPANICS LOWER SUPPORT FOR SECOND AMENDMENT GUN RIGHTS
- RESPONDENTS DISAGREE I FEEL LESS SAFE IN MY NEIGHBORHOOD THAN A YEAR AGO; CRIME IS GETTING WORSE IN MY NEIGHBORHOOD

How much do you agree or disagree with each of the following statements? **[Public Safety]**

Statement	Hispanic		Non-Hispanic	
	Agree	Disagree	Agree	Disagree
Stricter background checks on the sale of guns is the best way to reduce gun violence	77%	11%	75%	12%
Assault rifles should be banned	69%	17%	68%	19%
I believe that stricter gun control laws would reduce crime	65%	19%	59%	28%
I support Second Amendment gun rights	55%	20%	64%	14%
Local and State authorities should cooperate with federal immigration authorities	54%	21%	66%	11%
I feel less safe in my neighborhood than I did a year ago	35%	37%	35%	41%
Crime is getting worse in my neighborhood	35%	39%	34%	42%

5 pt Scale: Agree = 4,5, Disagree = 1,2, Neutral = 3 (not reported), No opinion = 0 (Not reported)

Agree and Disagree above will not sum to 100%

Among registered voters 18+

Source: Univision political tracker in collaboration with Media Predict as of October 2020





- MAJORITY AGREE THAT POICE MAKE MY NEIGHBORHOOD SAFER (HIGHER AMONG NON-HISPANICS)
- HISPANICS GREATER AGREEMENT THE CRIMINAL JUSTICE SYSTEM IN THE US TREATS MINORITIES UNFAIRLY; MORE LIKELY TO DISAGREE POLICE IN THE US TREAT MINORITIES FAIRLY
- OVER 60% RESPONDENTS AGREE THAT LOCAL POLICE DO A GOOD JOB AND LESS POLICE IN MY NEIGHBORHOOD WOULD CAUSE CRIME TO GO UP SIGNIFICANTLY (HIGHER AMONG NON-HISPANICS)
- RESPONDENTS DISAGREE LOCAL GOVT SHOULD COMPLETELY DEFUND THE POLICE; LOCAL GOVT SHOULD SIGNIFICANTLY REDUCE RESOURCES FOR POLICE AND USE MONEY FOR OTHER PURPOSES (NON-HISPANICS GREATER DISAGREEMENT)

How much do you agree or disagree with each of the following statements? **[Police Reform]**

Statement	Hispanic		Non-Hispanic	
	Agree	Disagree	Agree	Disagree
The police make my neighborhood safer	69%	11%	79%	7%
The criminal justice system in the United States treats minorities unfairly	63%	18%	52%	29%
My local police do a good job	63%	13%	79%	7%
I trust the police in my neighborhood	62%	15%	78%	10%
Less police in my neighborhood would cause crime to go up significantly	60%	18%	65%	16%
I believe that police in the United States generally treat minorities fairly	39%	40%	53%	29%
My local government should significantly reduce the resources for police and use the money for other purposes	34%	45%	27%	57%
My local government should completely defund the police	26%	53%	20%	67%

5 pt Scale: Agree = 4.5, Disagree = 1.2, Neutral = 3 (not reported), No opinion = 0 (Not reported)

Agree and Disagree above will not sum to 100%

Among registered voters 18+

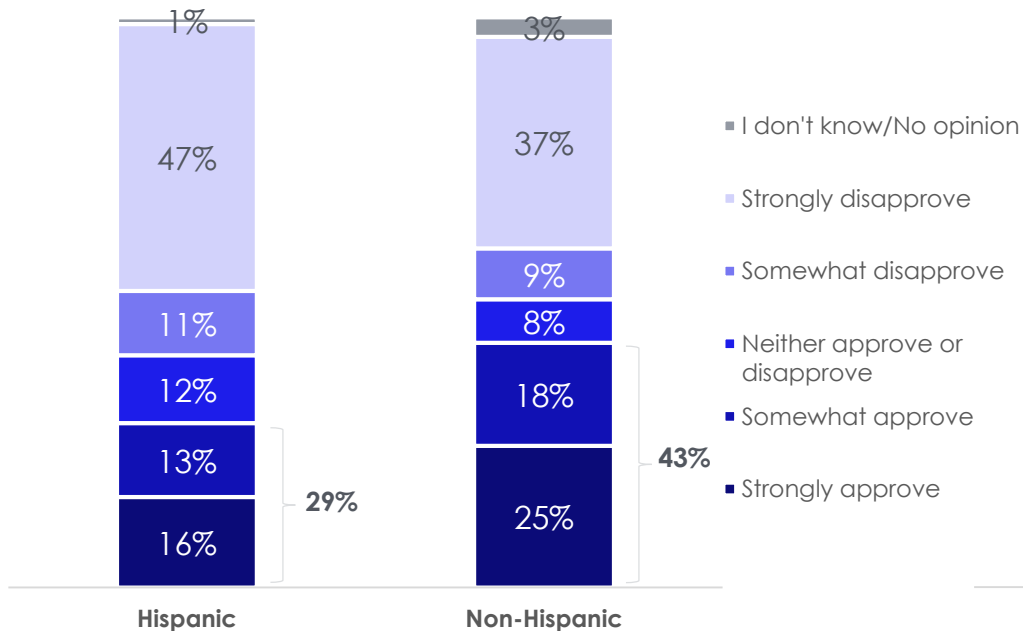
Source: Univision political tracker in collaboration with Media Predict as of October 2020



**TRUMP APPROVE HANDLING OF PROTESTS TOP TWO BOX:  
-STRONGLY/SOMEWHAT APPROVE: HISPANICS 29%, NON-HISPANICS 43%**  
**BIDEN HANDLING OF PROTESTS BETTER OR WORSE TOP TWO BOX:  
-SOMEWHAT/MUCH BETTER: 59% HISPANICS, NON-HISPANICS 49%**

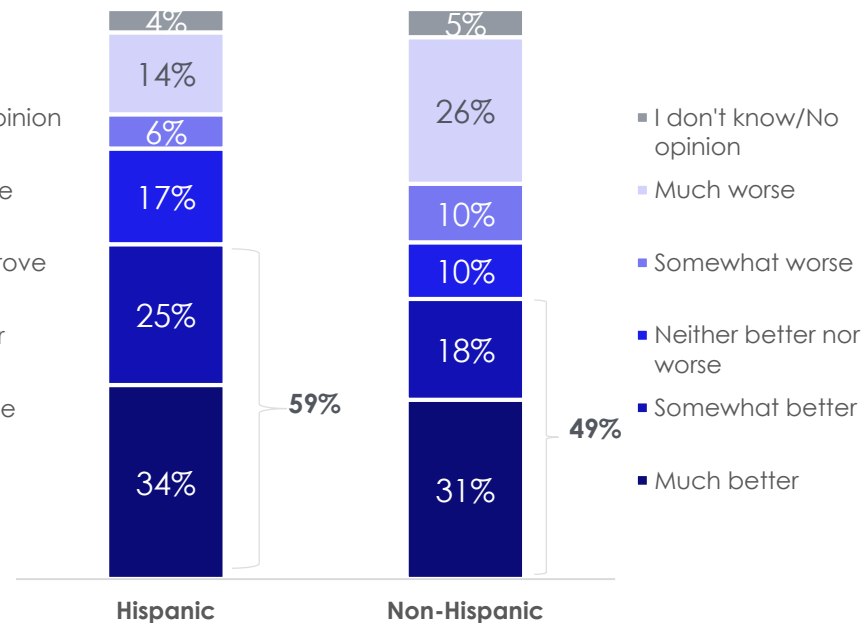
**Trump Handling of Protests**

All Respondents

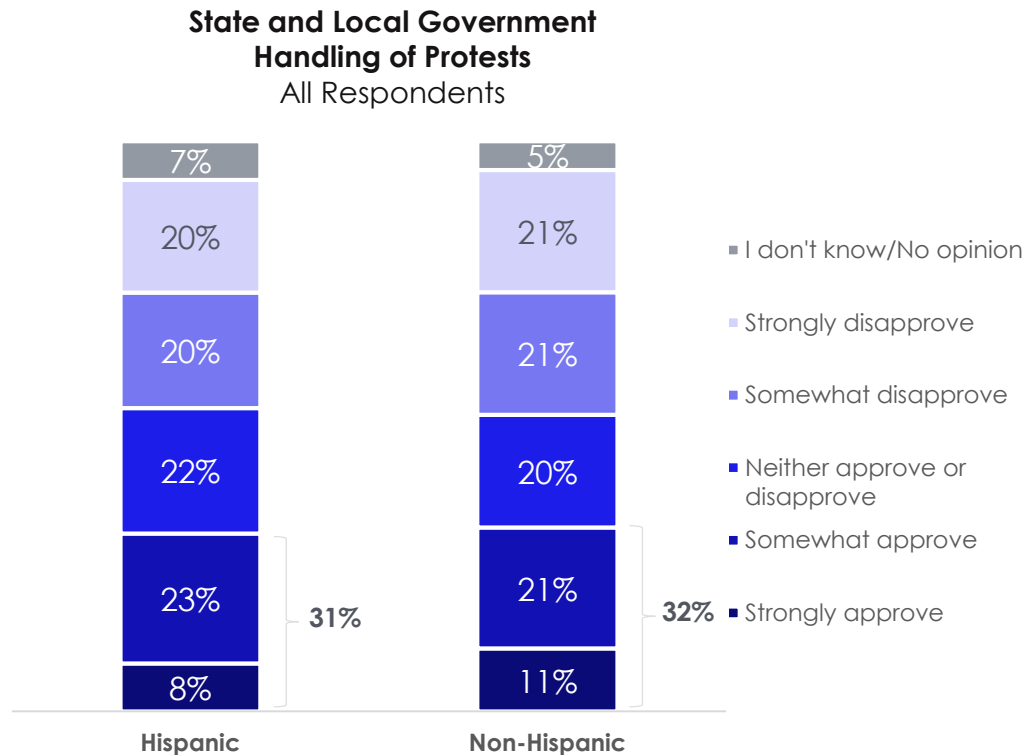


**Biden Handling of Protests Better or Worse**

All Respondents

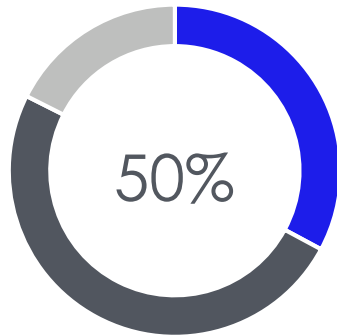


# STATE AND LOCAL GOVT HANDLING OF PROTESTS TOP TWO BOX: STRONGLY/SOMEWHAT APPROVE HISPANICS 31%, NON-HISPANICS 32%

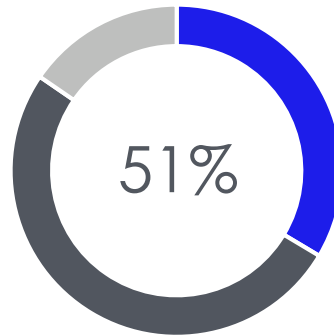


# TRUMP RESPONSE TO VIOLENCE: 50% OF RESPONDENTS BELIEVE TRUMP SHOULD WAIT UNTIL STATE OFFICIALS ASK FOR HIS ASSISTANCE

## Trump Response to Violence



Hispanics

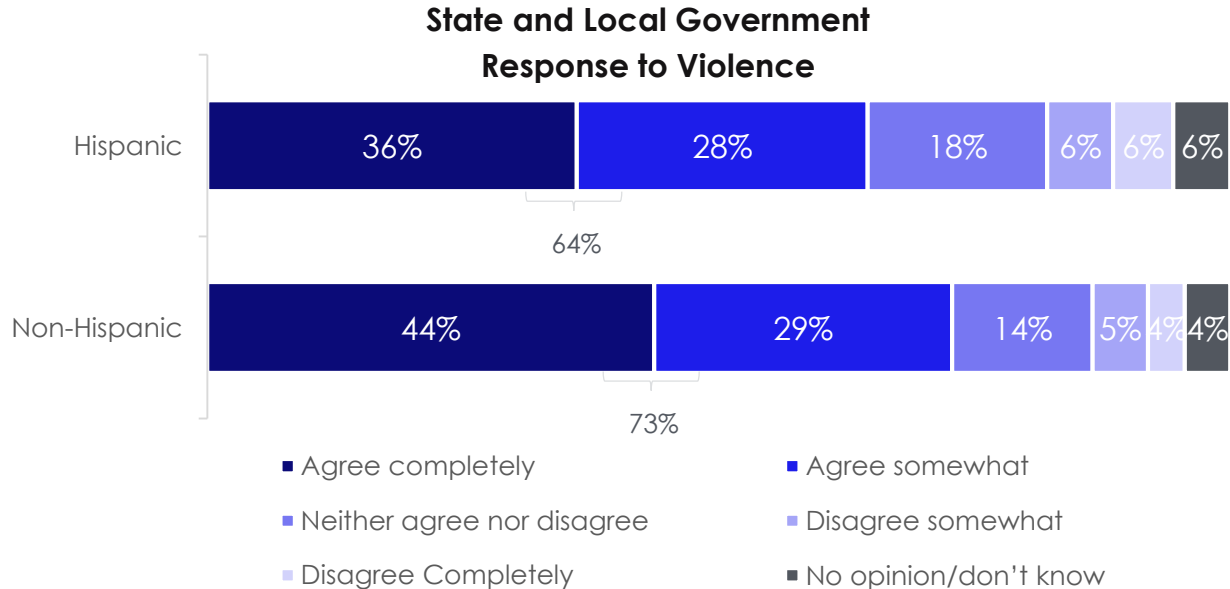


Non-Hispanics

- President Trump should take unilateral action
- President Trump should wait until State officials ask for his assistance
- I don't know/No opinion

**TOP TWO BOX:  
64% OF HISPANICS, 73% NON-HISPANICS AGREE THAT STATE AND LOCAL OFFICIALS SHOULD HAVE TAKEN STRONGER ACTION TO DEAL WITH THE VIOLENCE AND LOOTING THAT HAS BEEN OCCURRING IN THEIR CITIES OVER THE PAST FEW MONTHS**

*Do you agree or disagree that state and local officials should have taken stronger action to deal with the violence and looting that has been occurring in their cities over the past few months?*



**-MAJORITY RESPONDENTS AGREE:**

**PEOPLE THAT HAVE BEEN LOOTING AND DAMAGING PROPERTY SHOULD BE ARRESTED AND PROSECUTED, LOOTING AND DESTRUCTION OF PROPERTY DURING THE PROTESTS SHOULD HAVE BEEN STOPPED IMMEDIATELY, I AM VERY CONCERNED ABOUT THE VIOLENCE AND LOOTING THAT IS OCCURRING IN SOME AMERICAN CITIES**

**-ABOUT 70% RESPONDENTS AGREE:**

**I APPROVE OF THE NON-VIOLENT PROTESTS, I HAVE BECOME MORE CONCERNED ABOUT THE VIOLENCE AND LOOTING THAT IS OCCURRING IN SOME AMERICAN CITIES, I BELIEVE THAT ORGANIZED OUTSIDE GROUPS HAVE BEEN MOSTLY RESPONSIBLE FOR THE VIOLENCE AND DAMAGE TO PROPERTY DURING THE PROTESTS**

**-HISPANICS LESS AGREEMENT NATIONAL GUARD; US ARMED FORCES SHOULD BE CALLED IN TO HELP LOCAL LAW ENFORCEMENT**

*How much do you agree or disagree with each of the following statements? [Race Relations]*

Statement	Hispanic		Non-Hispanic	
	Agree	Disagree	Agree	Disagree
The people that have been looting and damaging property should be arrested and prosecuted	<b>82%</b>	8%	<b>87%</b>	4%
The looting and destruction of property during the protests should have been stopped immediately	<b>78%</b>	8%	<b>83%</b>	6%
I am very concerned about the violence and looting that is occurring in some American cities	<b>73%</b>	11%	<b>81%</b>	7%
I approve of the non-violent protests that started after the death of George Floyd in June 2020	<b>72%</b>	13%	<b>67%</b>	17%
I have become more concerned over the past few weeks about the violence and looting that is occurring in some American cities	<b>66%</b>	14%	<b>69%</b>	13%
I believe that organized outside groups have been mostly responsible for the violence and damage to property during the protests	<b>65%</b>	12%	<b>71%</b>	9%
If necessary, the National Guard should be called in to help local law enforcement	<b>64%</b>	19%	<b>73%</b>	11%
If necessary, the United States Armed Forces should be called in to help local law enforcement	<b>53%</b>	31%	<b>60%</b>	23%

5 pt Scale: Agree = 4.5, Disagree = 1.2, Neutral = 3 (not reported), No opinion = 0 (Not reported)

Agree and Disagree above will not sum to 100%

Among registered voters 18+

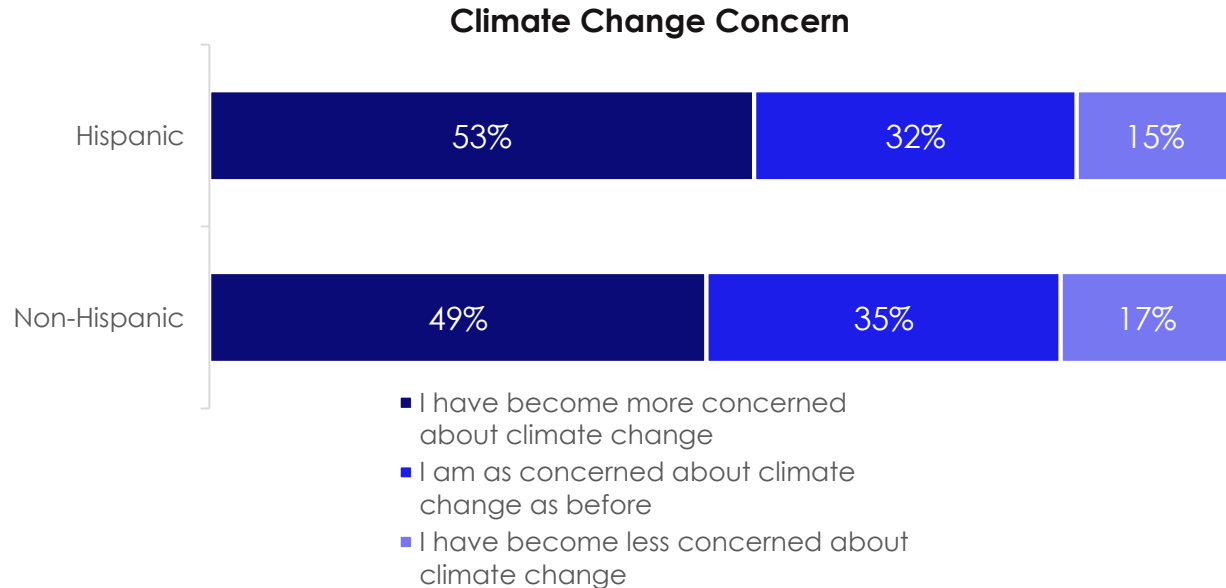
Source: Univision political tracker in collaboration with Media Predict as of October 2020



**CLIMATE CHANGE**

# OVER THE PAST YEAR OR SO, ABOUT 50% OF RESPONDENTS HAVE BECOME MORE CONCERNED ABOUT CLIMATE CHANGE

*On the issue of climate change, over the past year or so have you become more concerned about this issue, less concerned about it, or about the same as before?*





**HISPANICS GREATER AGREEMENT:**  
**-CLIMATE CHANGE IS A BIG THREAT TO PLANET**  
**-CLIMATE CHANGE IS A RESULT OF HUMAN ACTIVITY**  
**-ACTION SHOULD BE TAKEN EVEN IF IT MEANS SIGNIFICANT INCREASE IN MY TAXES**

*How much do you agree or disagree with each of the following statements? [Climate Change]*

Statement	Hispanic		Non-Hispanic	
	Agree	Disagree	Agree	Disagree
Climate change is a result of human activity.	<b>80%</b>	7%	<b>74%</b>	12%
Climate change is a very big threat to the planet.	<b>79%</b>	10%	<b>75%</b>	13%
Action should be taken on the environment even if it means a significant increase in my taxes.	<b>54%</b>	24%	<b>52%</b>	29%

5 pt Scale: Agree = 4,5, Disagree = 1,2, Neutral = 3 (not reported), No opinion = 0 (Not reported)

Agree and Disagree above will not sum to 100%

Among registered voters 18+

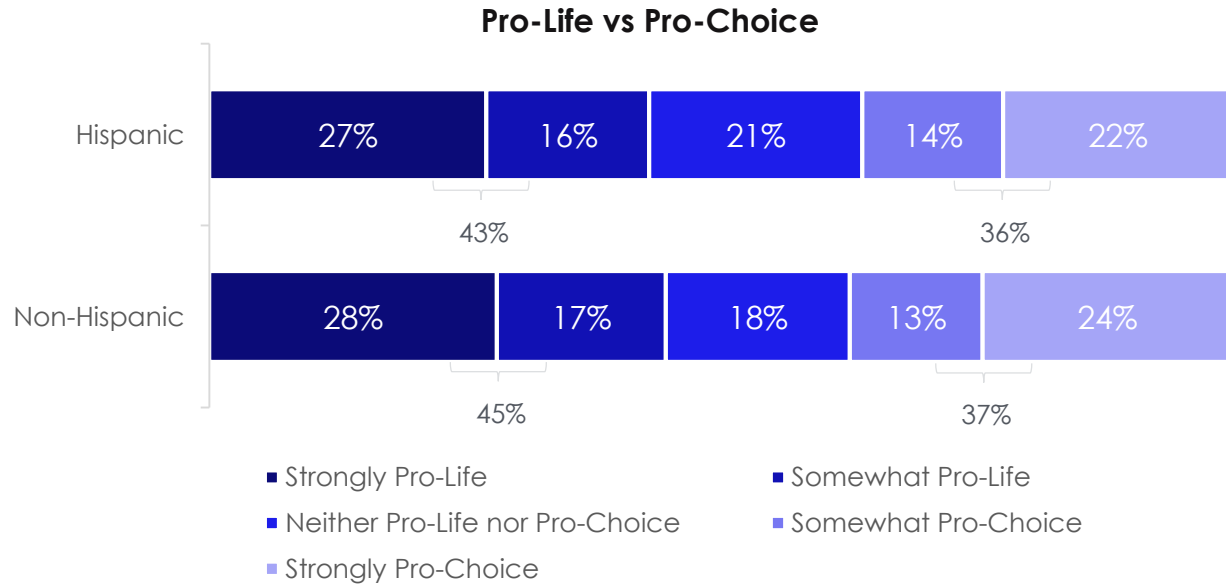
Source: Univision political tracker in collaboration with Media Predict as of October 2020



**PRO LIFE OR PRO CHOICE**

**-43% HISPANICS STRONGLY/SOMEWHAT PRO-LIFE, 36% STRONGLY/SOMEWHAT PRO-CHOICE**  
**-45% NON-HISPANICS STRONGLY/SOMEWHAT PRO-LIFE, 37% STRONGLY/SOMEWHAT PRO-CHOICE**

*On the issue of abortion, do you consider yourself to be Pro-Life or Pro-Choice?*

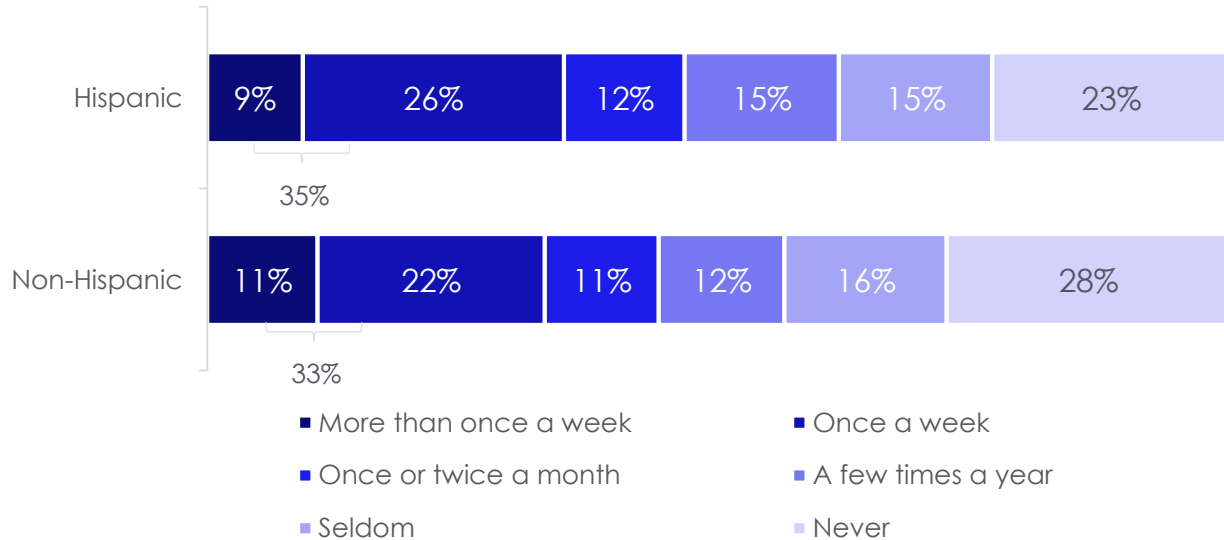


# RELIGIOUS SERVICE ATTENDANCE

# BEFORE PANDEMIC: -35% OF HISPANICS, 33% NON-HISPANICS ATTENDED RELIGIOUS SERVICE ONCE A WEEK OR MORE

To the best of your recollection, how often did you attend religious services before the coronavirus pandemic began?

## Religious Service Attendance





**THANK YOU**