

UNIVISION & MEDIA PREDICT

2020 PRESIDENTIAL
ELECTION TRACKER

North Carolina

September



MP



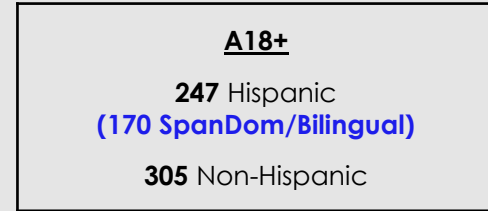
OBJECTIVES

- Measure current landscape of the 2020 candidates for president and other offices
- Assess voter sentiments towards current government officials and bodies
- Understand key issues and their degree of importance as motivators to vote

METHODOLOGY

NC - A18+

- Online survey of **552** registered voters 18+

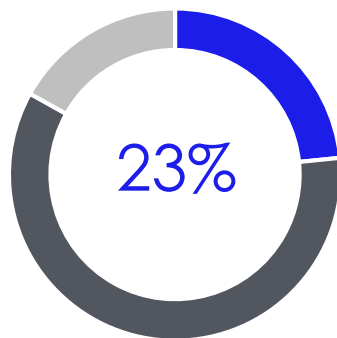


- In field 8/28/2020 – 9/25/2020
- Weighted to the registered voter universe by age, gender, education, and census division.
- **This Report: Hispanic SpanDom/Bilingual vs Non-Hispanic**

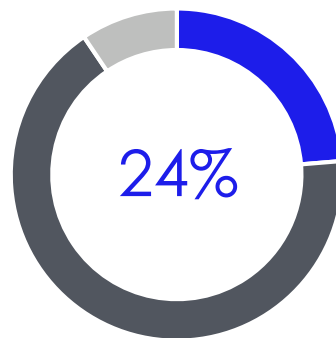
ABOUT ONE QUARTER OF RESPONDENTS BELIEVE THAT THE UNITED STATES IS HEADED IN THE RIGHT DIRECTION

Right Direction or Wrong Track

In general, do you believe that the United States is headed in the right direction, or has gone off on the wrong track?



Hispanics



Non-Hispanics

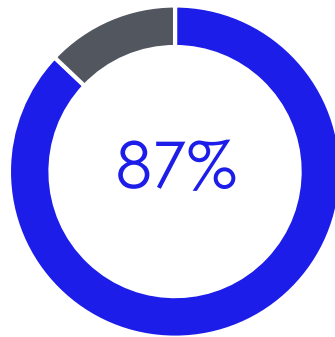
- Right direction
- Wrong track
- Unsure

2020 VOTE

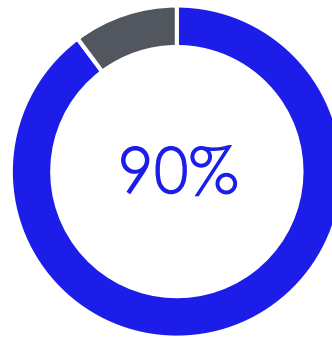
ABOUT 90% OF RESPONDENTS PLAN TO VOTE IN GENERAL ELECTION

Likelihood to Vote in 2020

On a scale of 1 to 10, how likely or unlikely are you to vote in the 2020 General Election, being held on November 3, 2020?



Hispanics

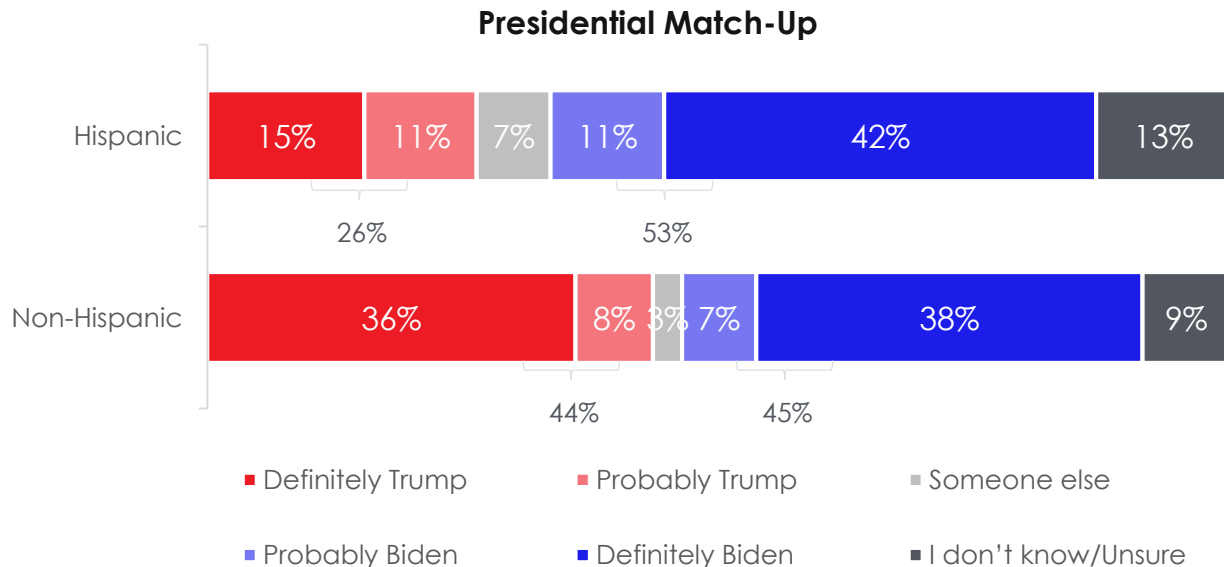


Non-Hispanics

- Likely
- Unlikely

**TOP TWO BOX INTEND TO VOTE:
HISPANICS 53% BIDEN, 26% TRUMP
NON-HISPANICS 45% BIDEN, 44% TRUMP
DON'T KNOW/UNSURE: 13% HISPANIC, 9% NON-HISPANIC**

Based on what you know today, do you intend to vote for President Donald Trump, Democratic nominee Joe Biden, or someone else in the coming presidential election?

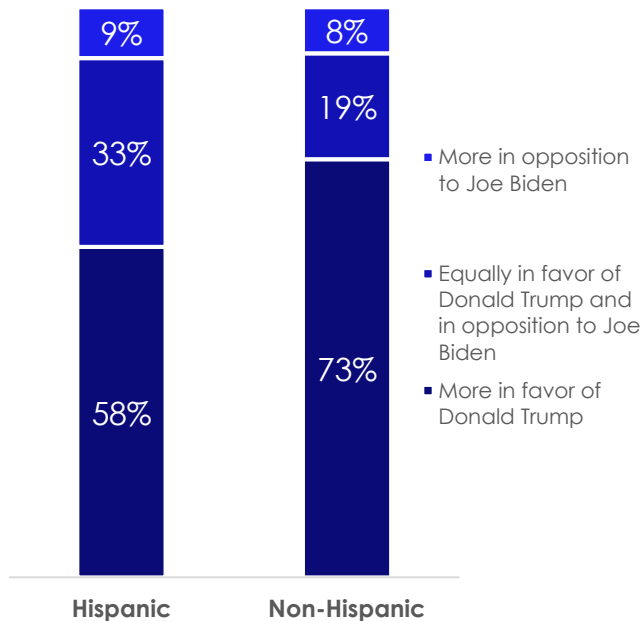


TRUMP VOTERS MORE ENTHUSIASTIC:

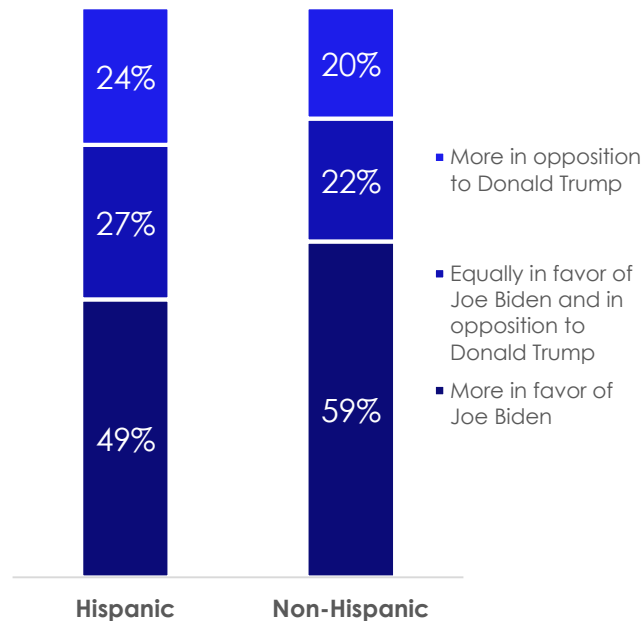
-TRUMP VOTERS: JUST UNDER 10% WILL DO SO IN OPPOSITION TO BIDEN; 58% HISPANICS, 73% NON-HISPANICS BECAUSE THEY FAVOR TRUMP

-BIDEN VOTERS: 24% OF HISPANICS, 20% NON-HISPANICS WILL DO SO IN OPPOSITION TO TRUMP, 49% HISPANICS, 59% NON-HISPANICS BECAUSE THEY FAVOR BIDEN

Voting Trump: Favor Trump or Oppose Biden

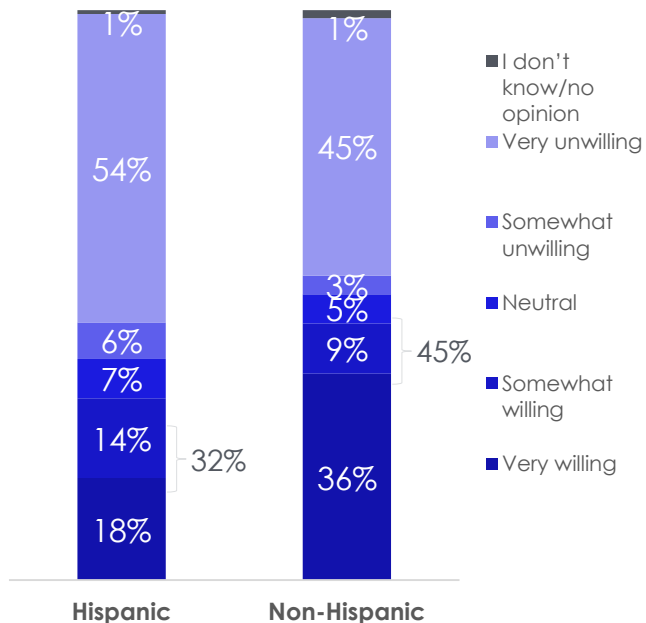


Voting Biden: Favor Biden or Oppose Trump

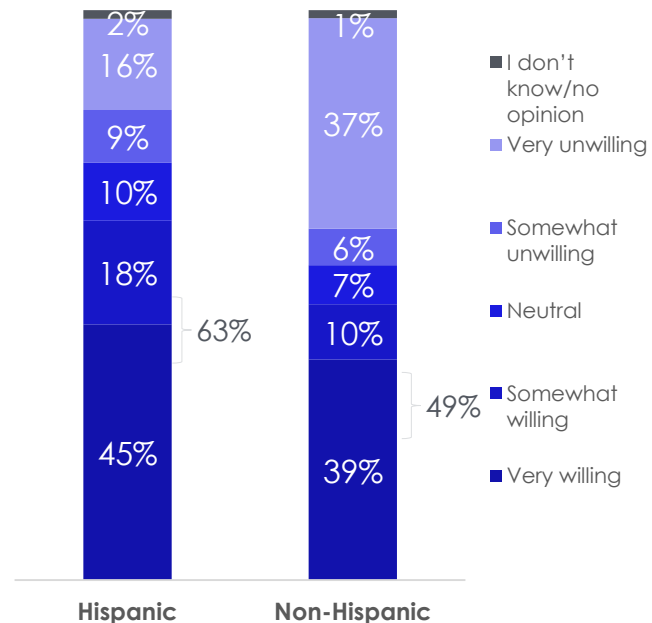


-32% HISPANICS, 45% NON-HISPANICS SOMEWHAT/VERY WILLING TO VOTE FOR TRUMP
-63% HISPANICS, 49% NON-HISPANICS SOMEWHAT/VERY WILLING TO VOTE FOR BIDEN

Willingness to Vote for Trump

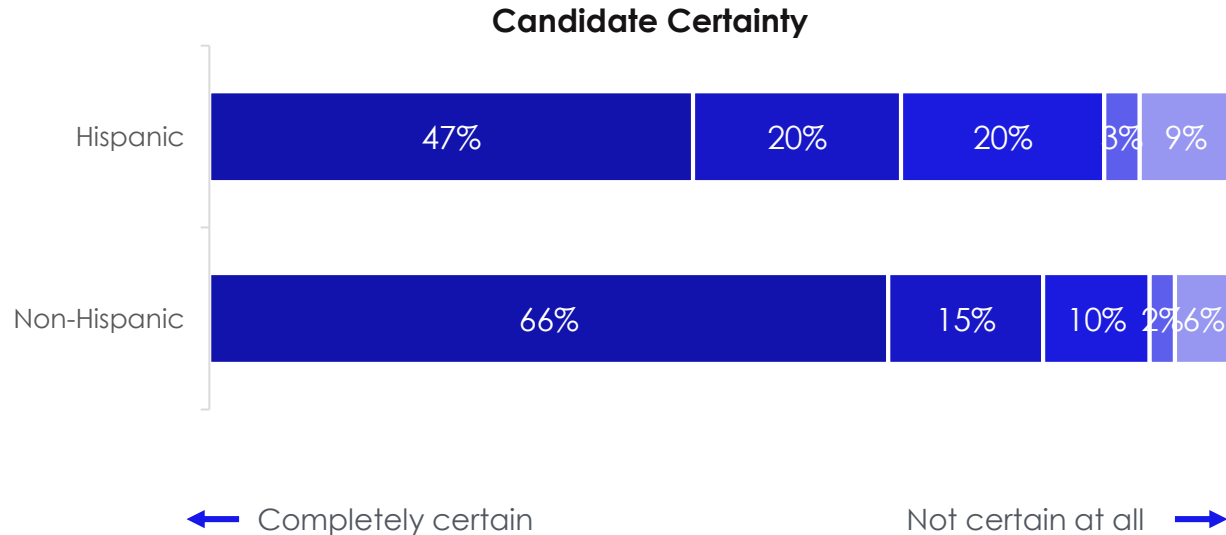


Willingness to Vote for Biden



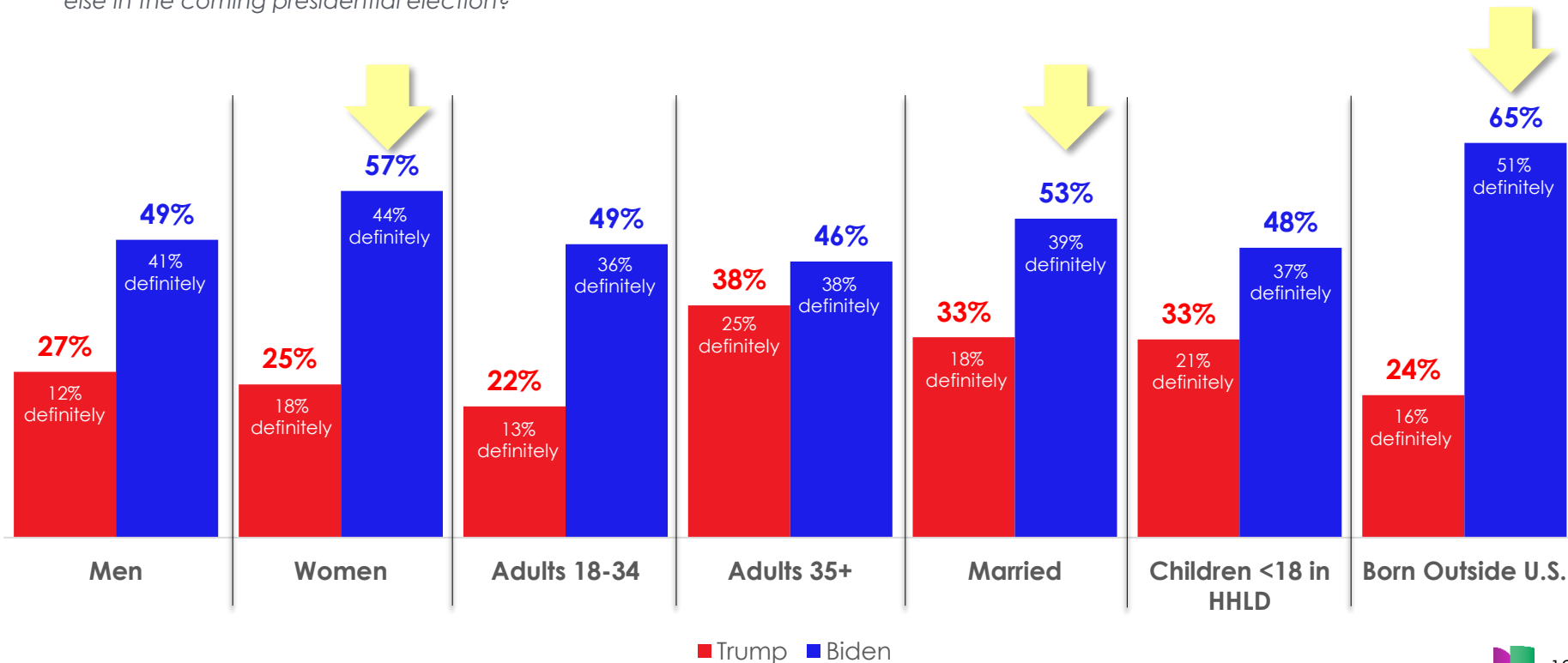
HISPANICS FAR LESS CERTAIN OF PRESIDENTIAL CANDIDATE CHOICE THAN NON-HISPANICS

How certain are you that this is the right choice of candidate for you?



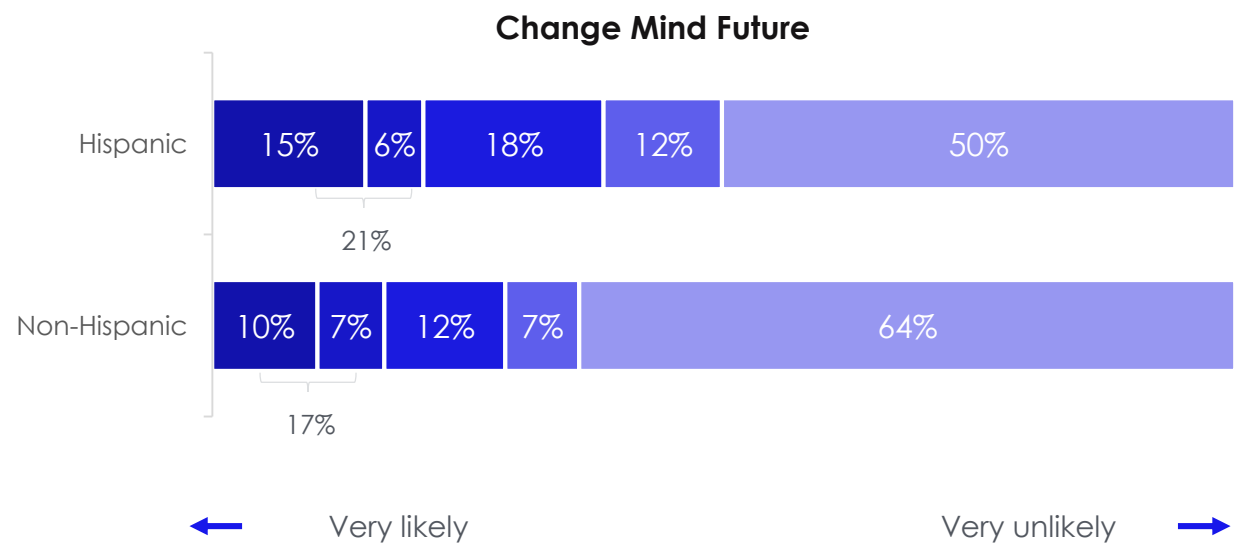
STRONGEST HISPANIC OPPORTUNITIES: TRUMP SUPPORTERS: ADULTS 35+, MARRIED, LIVING WITH KIDS <18 IN HOUSEHOLD BIDEN SUPPORTERS: FOREIGN BORN, WOMEN, MARRIED

Based on what you know today, do you intend to vote for President Donald Trump, Democratic nominee Joe Biden, or someone else in the coming presidential election?



TOP TWO BOX: 21% OF HISPANICS, 17% NON-HISPANICS LIKELY TO CHANGE THEIR MIND IN THE FUTURE ABOUT WHO THEY WILL VOTE FOR IN PRESIDENTIAL ELECTION

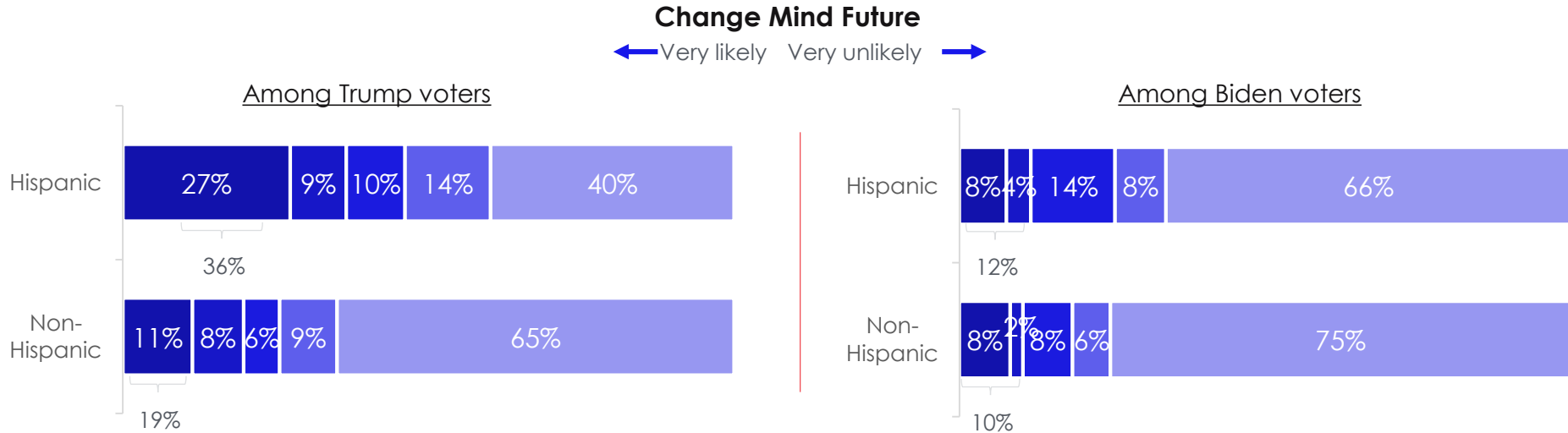
How likely or unlikely are you to change your mind in the future about who you will vote for in the 2020 Presidential election?



Among registered voters 18+
Source: Univision political tracker in collaboration with Media Predict as of September 2020

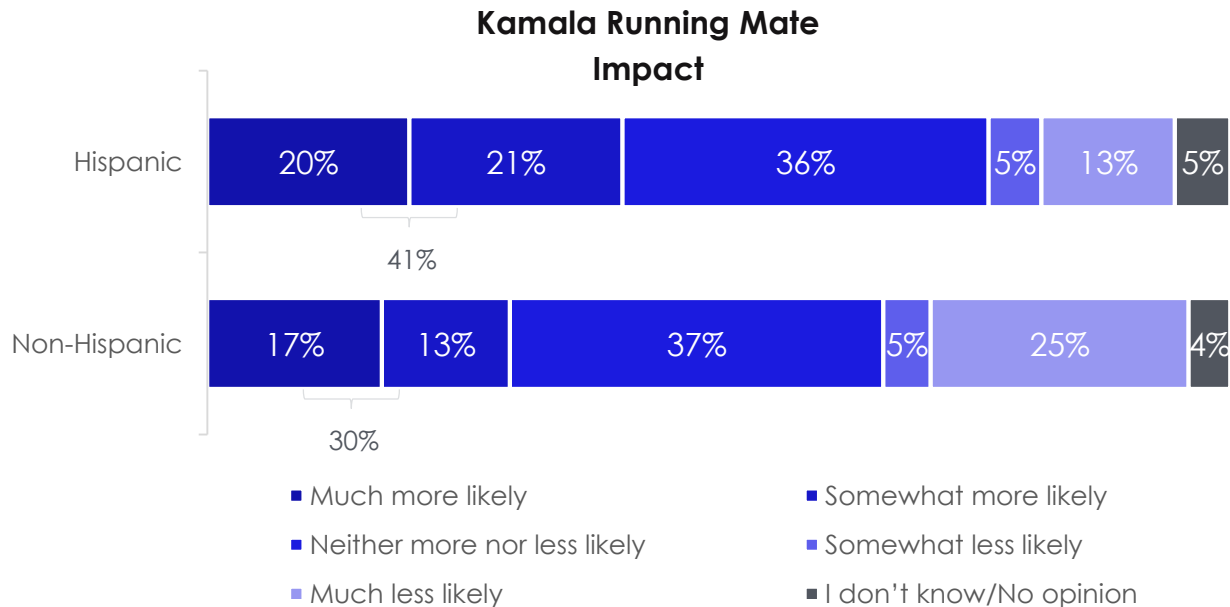
**TRUMP VS. BIDEN SUPPORTERS:
 -AMONG TRUMP VOTERS, 36% OF HISPANICS, 19% NON-HISPANICS LIKELY TO CHANGE THEIR MIND ABOUT WHO THEY WILL VOTE FOR
 -AMONG BIDEN VOTERS, 12% OF HISPANICS, 10% NON-HISPANICS LIKELY TO CHANGE THEIR MIND**

How likely or unlikely are you to change your mind in the future about who you will vote for in the 2020 Presidential election?



IMPACT OF KAMALA HARRIS TOP TWO BOX: -41% OF HISPANICS, 30% NON-HISPANICS MORE LIKELY TO VOTE FOR BIDEN

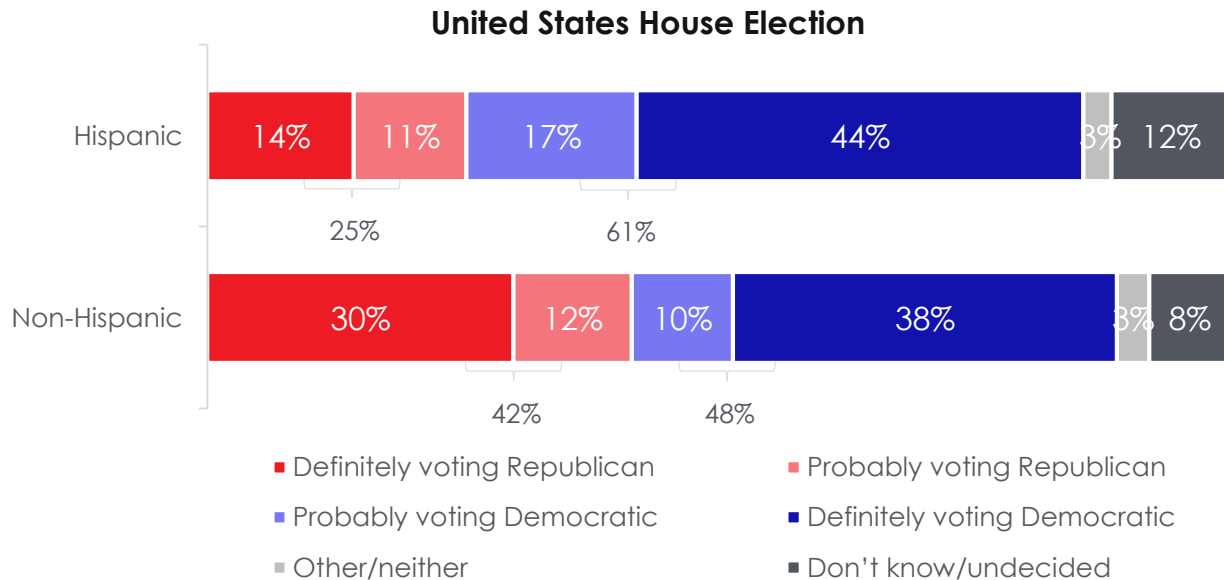
Joe Biden recently selected Kamala Harris to be his Vice Presidential running mate. Does the selection of Harris make you more or less likely to vote for Joe Biden for President?



HOUSE ELECTION PARTY VOTING INTENT TOP TWO BOX:

- HISPANICS 61% DEMOCRATIC, 25% REPUBLICAN
- NON-HISPANICS 48% DEMOCRATIC, 42% REPUBLICAN
- 12% HISPANICS, 8% NON-HISPANICS DON'T KNOW/UNDECIDED

If the election for the United States House of Representatives were held today, which party's candidate would you vote for?

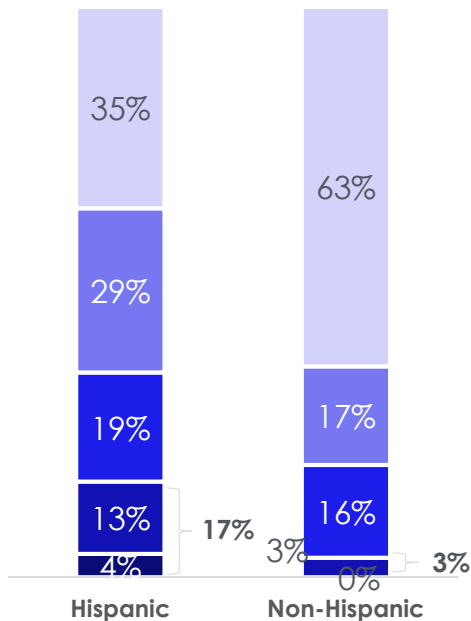


LIKELIHOOD TO VOTE FOR OTHER PARTY TOP TWO BOX:

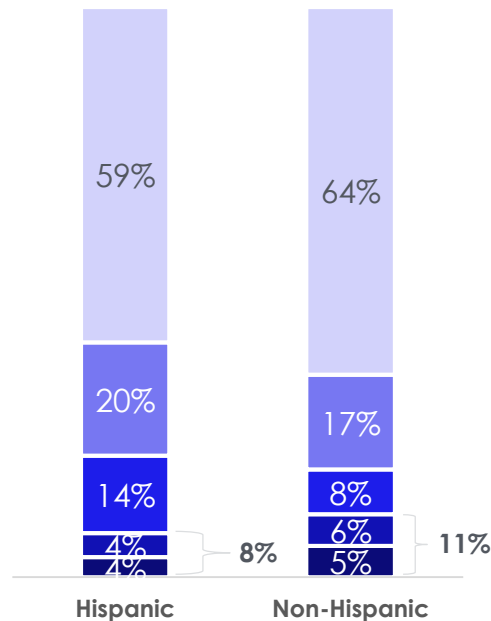
-AMONG REGISTERED REPUBLICANS: 17% HISPANICS, 3% NON-HISPANICS LIKELY TO VOTE FOR DEM CANDIDATE

-AMONG REGISTERED DEMOCRATS: 8% HISPANICS, 11% NON-HISPANICS LIKELY TO VOTE FOR REPUBLICAN CANDIDATE

Likelihood to Vote for Democratic Candidate
Among Republican Voters



Likelihood to Vote for Republican Candidate
Among Democratic Voters



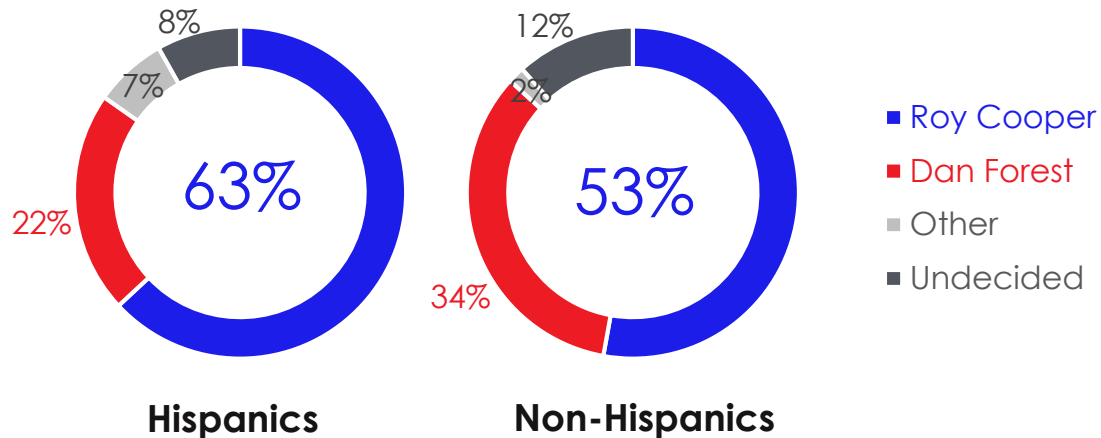
- Very unlikely
- Somewhat unlikely
- Neither likely nor unlikely
- Somewhat likely
- Very likely

GOVERNOR'S RACE:

- AMONG HISPANICS, 63% WOULD VOTE COOPER, 22% FOREST
- AMONG NON-HISPANICS, 53% WOULD VOTE COOPER, 34% FOREST
- UP FOR GRABS: 8% HISPANICS, 12% NON-HISPANICS UNDECIDED

North Carolina Governor Election

If the election for North Carolina governor were held today, would you vote for Roy Cooper, the Democrat, or Dan Forest, the Republican?

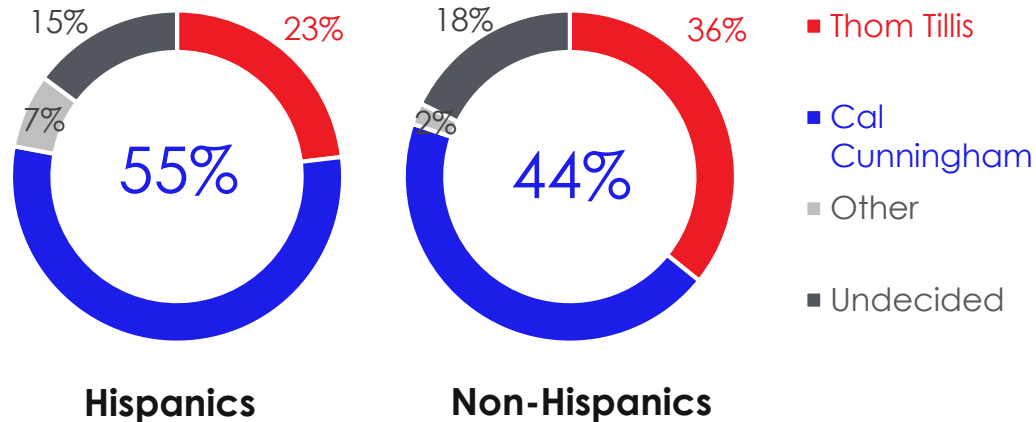


SENATE RACE:

- AMONG HISPANICS, 55% WOULD VOTE CUNNINGHAM, 23% TILLIS
- AMONG NON-HISPANICS, 44% WOULD VOTE CUNNINGHAM, 36% TILLIS
- UP FOR GRABS: 15% HISPANICS, 18% NON-HISPANICS UNDECIDED

US Senate Election

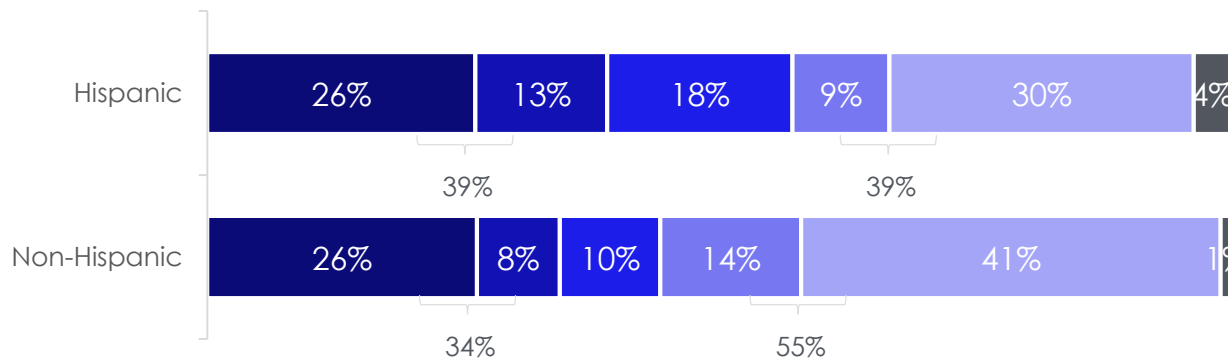
If the election for the United States Senate were held today, would you vote for Thom Tillis, the Republican, or Cal Cunningham, the Democrat?



VOTERS ARE DIVIDED: 39% HISPANICS, 34% NON-HISPANICS MUCH/SOMEWHAT PREFER TO VOTE BY MAIL IN 2020 PRESIDENTIAL ELECTION; EQUAL % OF HISPANICS PREFER TO VOTE IN PERSON, OVER HALF OF NON-HISPANICS PREFER TO DO SO

Would you prefer to vote by mail, if it is available, or in person in the 2020 Presidential Election?

Voting by Mail Preference



- Would much prefer to vote by mail
- Would somewhat prefer to vote by mail
- No preference
- Would somewhat prefer to vote in person
- Would much prefer to vote in person
- No opinion/I don't know

ABOUT HALF OF ALL RESPONDENTS AGREE:

-YOU SHOULD HAVE TO REQUEST A MAIL-IN BALLOT IN ORDER TO BE ABLE TO VOTE BY MAIL; VOTING BY MAIL EASIER TO DO THAN VOTING IN PERSON

-VOTING BY MAIL INCREASES CHANCE VOTE WILL NOT BE COUNTED, AND IS MORE PRONE TO ABUSE AND FRAUD

-45% OF RESPONDENTS FEEL COMFORTABLE VOTING BY MAIL

-HISPANICS GREATER AGREEMENT STATE AND LOCAL GOVTS SHOULD MAIL BALLOTS TO EVERYONE ON VOTER LIST EVEN IF THEY AREN'T REQUESTED

-RESPONDENTS DISAGREE STATE AND LOCAL GOVTS SHOULD MAIL BALLOTS TO EVERYONE ON VOTER LIST EVEN IF SOME ADDRESSES ARE NOT UP TO DATE OR PEOPLE NO LONGER LIVE IN JURISDICTION COVERED BY VOTER LIST

How much do you agree or disagree with each of the following statements? [Mail-In Voting]

Statement	Hispanic		Non-Hispanic	
	Agree	Disagree	Agree	Disagree
You should have to request a mail-in ballot from your state or local government in order to be able to vote by mail.	52%	14%	62%	16%
Voting by mail increases the chance that my vote will not be counted	52%	21%	56%	25%
Voting by mail is more prone to abuse and fraud than voting in person	51%	24%	54%	27%
Voting by mail is easier to do than voting in person	50%	17%	50%	23%
I feel comfortable voting by mail	45%	35%	45%	38%
My State and local governments should mail ballots to everyone on the voter list even if they aren't requested.	44%	32%	32%	41%
My State and local governments should mail ballots to everyone on the voter list even if some of the addresses are not up to date or some of the people on the list no longer live in the jurisdiction covered by the voter list.	33%	41%	24%	54%

5 pt Scale: Agree = 4,5, Disagree = 1,2, Neutral = 3 (not reported), No opinion = 0 (Not reported)

Agree and Disagree above will not sum to 100%

Among registered voters 18+

Source: Univision political tracker in collaboration with Media Predict as of September 2020



NET FAV/JOB APPROVAL

NET FAV:

**-AMONG HISPANICS: DEMOCRATIC PARTY/COOPER, BLACK LIVES MATTER/
BIDEN HIGHEST; TRUMP LOWEST**

**-AMONG NON-HISPANICS: COOPER, CUNNINGHAM, HARRIS HIGHEST;
MCCONNELL LOWEST**

For each candidate listed below, please indicate if you have a favorable or unfavorable opinion of them.

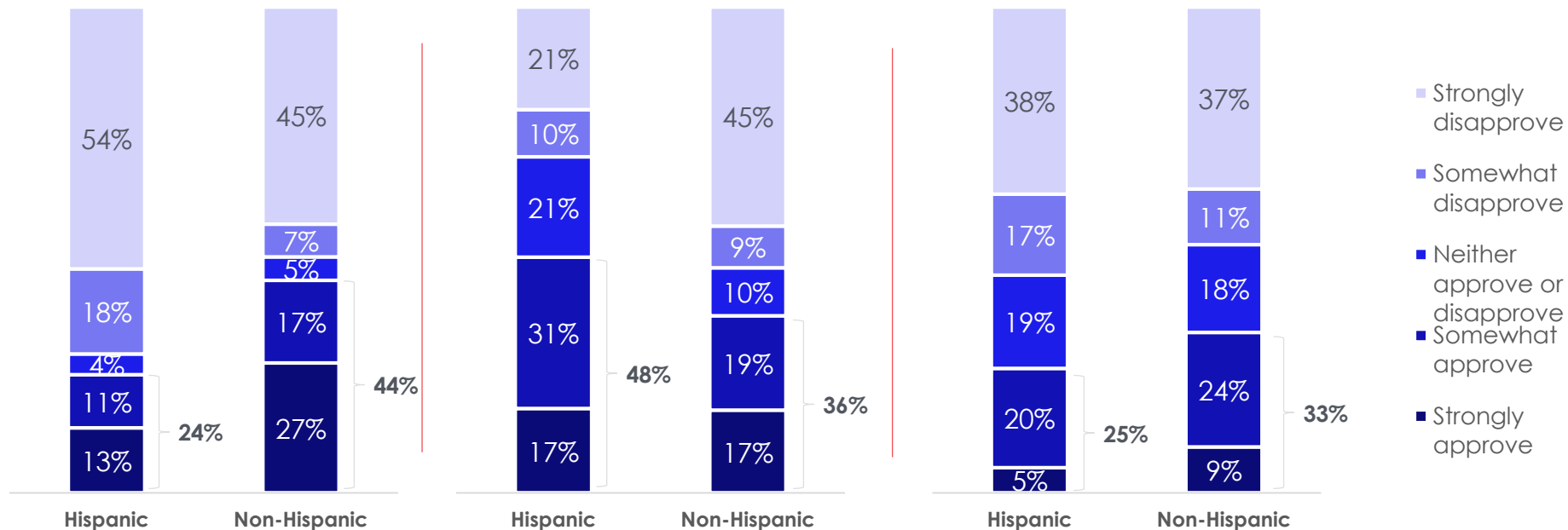
	Hispanic	Non-Hispanic
	<small>Sept 2020</small>	<small>Sept 2020</small>
The Democratic Party	41%	-4%
Roy Cooper	41%	22%
Black Lives Matter	39%	2%
Joe Biden	39%	0%
Kamala Harris	33%	4%
Cal Cunningham	26%	10%
Nancy Pelosi	20%	-12%
Chuck Schumer	6%	-10%
Mitch McConnell	-21%	-18%
The Republican Party	-23%	-3%
Mike Pence	-23%	0%
Thom Tillis	-27%	-15%
Donald Trump	-35%	-6%

**JOB APPROVAL TOP TWO BOX:
 TRUMP: 24% HISPANICS, 44% NON-HISPANICS
 PELOSI: 48% HISPANICS, 36% NON-HISPANICS
 MCCONNELL: 25% HISPANICS, 33% NON-HISPANICS**

Donald Trump Job Approval

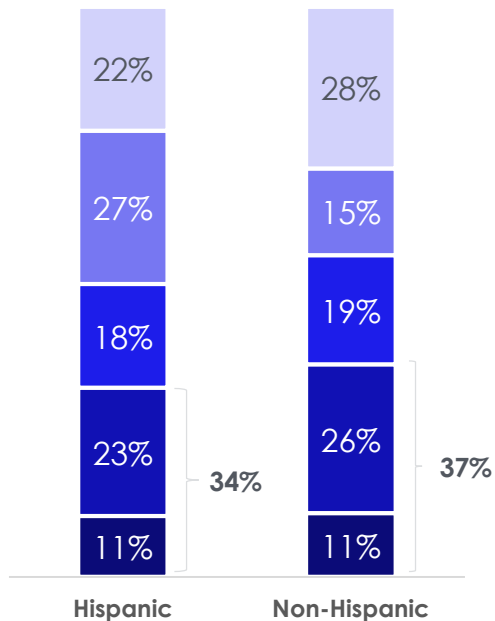
Nancy Pelosi Job Approval

Mitch McConnell Job Approval

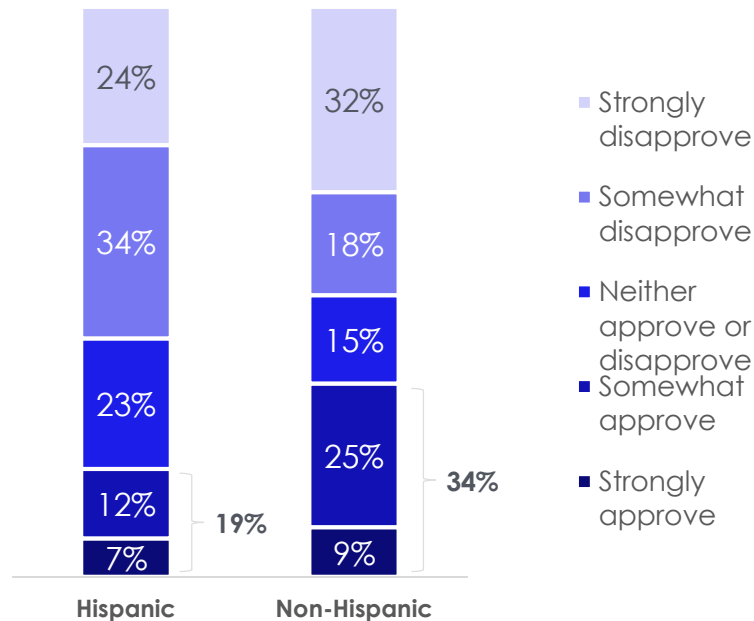


**JOB APPROVAL TOP TWO BOX:
HOUSE: 34% HISPANICS, 37% NON-HISPANICS
SENATE: 19% HISPANICS, 34% NON-HISPANICS**

**U.S. House of Representatives
Job Approval**

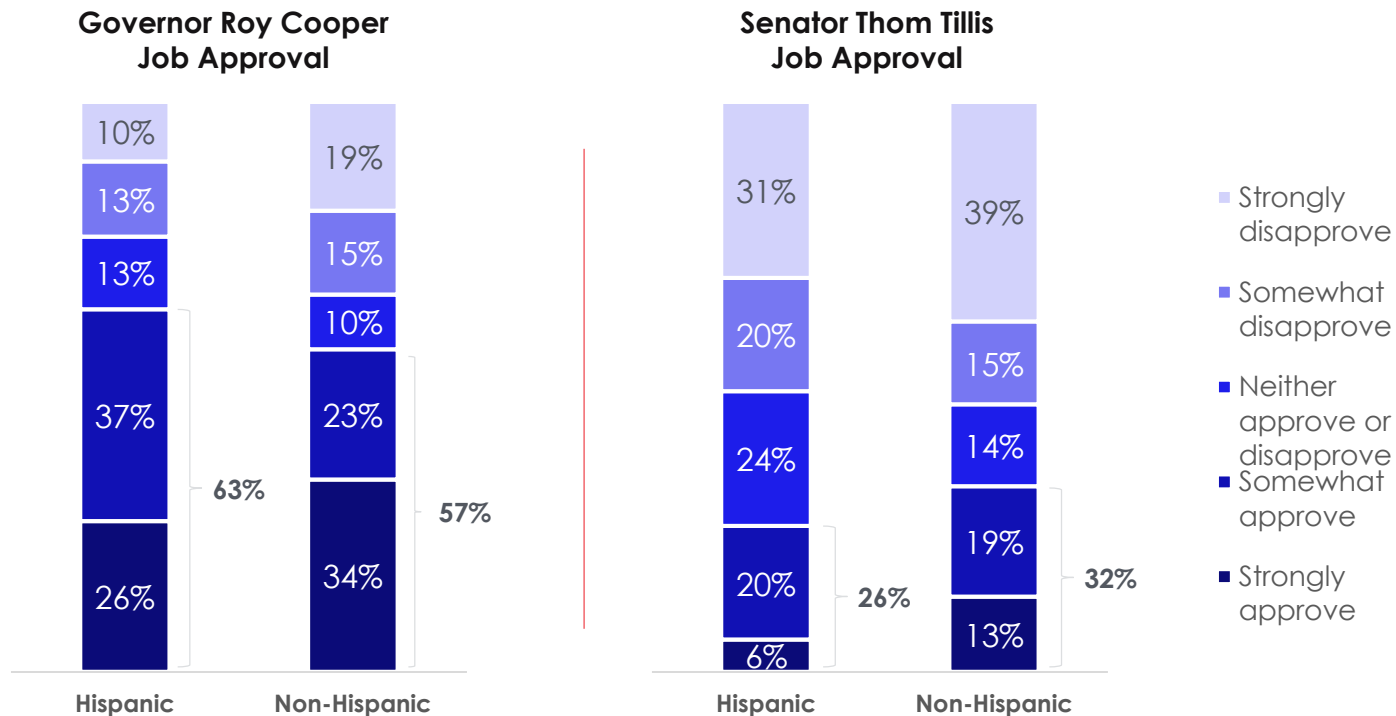


U.S. Senate Job Approval



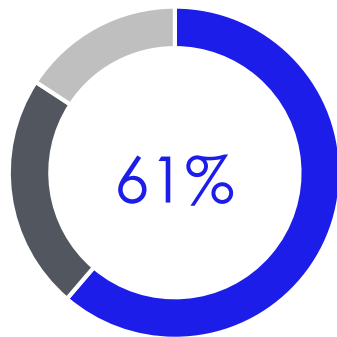
- Strongly disapprove
- Somewhat disapprove
- Neither approve or disapprove
- Somewhat approve
- Strongly approve

JOB APPROVAL TOP TWO BOX: COOPER: 63% HISPANICS, 57% NON-HISPANICS TILLIS: 26% HISPANICS, 32% NON-HISPANICS

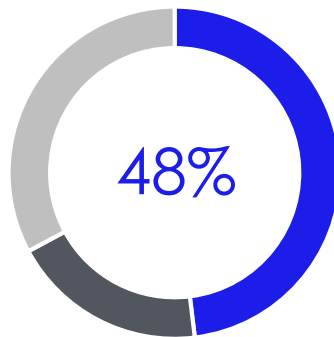


61% OF HISPANICS, 48% NON-HISPANICS DON'T SUPPORT TRUMP'S POLICIES OR LEADERSHIP STYLE

Trump Policy and Style Opinion



Hispanics



Non-Hispanics

- I don't support Donald Trump's policies or leadership style
- I support Donald Trump's policies but dislike his leadership style
- I support Donald Trump's policies and like his leadership style

THE ISSUES

TOP ISSUES AMONG HISPANICS: ECONOMY/JOB, HEALTHCARE, EDUCATION, IMPACT OF CORONAVIRUS ON ECONOMY

-EDUCATION, CLIMATE CHANGE OF GREATER IMPORTANCE TO HISPANICS

How important are each of the following issues to you?

Issue Importance TopBox

	Hispanic (Top Box)	Non- Hispanic (Top Box)
Economy / Jobs	73%	67%
Healthcare	71%	66%
Education	67%	54%
Impact of the coronavirus on the economy	66%	70%
Social Security / Medicare	63%	66%
Coronavirus / COVID - 19	63%	66%
Cost of Living	61%	58%
Crime and public safety	59%	59%
National security / Terrorism	54%	51%
Military / Veterans	52%	54%
Race Relations	52%	46%
Gun control	51%	45%

	Hispanic (Top Box)	Non- Hispanic (Top Box)
Climate Change	51%	40%
Entitlements / social services reform (Medicare, Welfare, etc.)	48%	49%
Immigration reform	45%	36%
Taxes	44%	47%
Police Reform	44%	39%
The National Debt	40%	44%
Second amendment rights	39%	47%
Foreign Policy/International Trade	38%	36%
Social issues like abortion or LGBTQ rights	36%	32%
Border security	32%	41%
Infrastructure investment	31%	35%

-KEY ISSUES FOR LIKELY TRUMP VOTERS: ECONOMY/JOB, MILITARY/VETERANS, EDUCATION, NATIONAL SECURITY/TERRORISM
-KEY ISSUES FOR LIKELY BIDEN VOTERS: CORONAVIRUS, HEALTHCARE, ECONOMY/JOB

Top 10 issues among definitely/probably <u>Trump</u> voters	% Hispanic Top Box
Economy/Jobs	65%
Military/Veterans	61%
Education	59%
National Security/Terrorism	58%
Impact of Coronavirus on Economy	53%
Healthcare	52%
Foreign Policy/International Trade	44%
Gun Control	42%
Crime and Public Safety	42%
Second Amendment Rights	42%

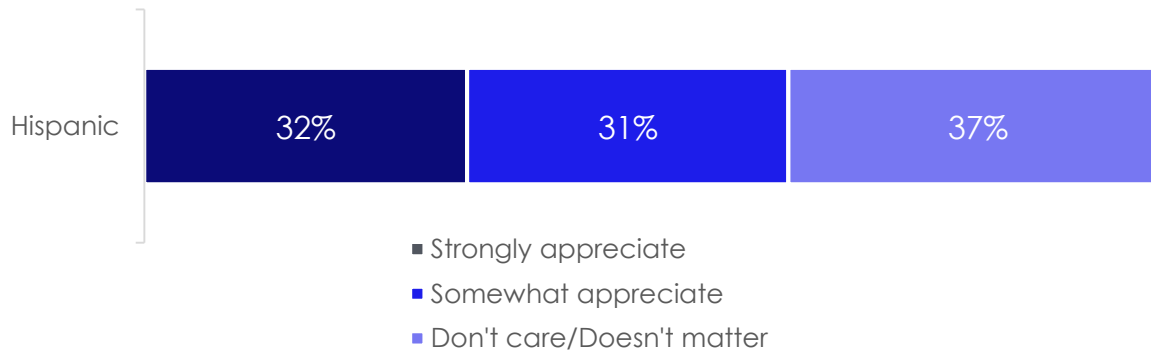
Top 10 issues among definitely/probably <u>Biden</u> voters	% Hispanic Top Box
Coronavirus/COVID-19	83%
Healthcare	81%
Economy/Jobs	76%
Social Security/Medicare	73%
Impact of Coronavirus on Economy	73%
Education	71%
Race Relations	71%
Cost of Living	67%
Climate Change	66%
Crime and Public Safety	65%

THE IMPORTANCE OF SPANISH LANGUAGE

OVER 60% OF HISPANICS STRONGLY/SOMEWHAT APPRECIATE CANDIDATES WHO ADVERTISE IN SPANISH

When you follow a political campaign for President, Congress, Senate or Governor, do you appreciate when candidates advertise in Spanish in trying to win your vote?

Spanish Language Campaigns



**COMMUNICATING IN SPANISH:
 -56% OF HISPANICS AGREE POLITICAL PARTIES/CANDIDATES WHO ADVERTISE IN
 SPANISH WANT THEIR VOTE
 -53% AGREE IT SHOWS THEM CANDIDATES ARE TRULY INTERESTED IN HISPANICS AND
 THEIR COMMUNITY**

How much do you agree or disagree with each of the following statements? *[Spanish Language Campaigns]*

Statement	Hispanic	
	Agree	Disagree
Political parties and candidates who advertise in Spanish are showing me they want my vote.	56%	10%
When a political party or candidate communicates with me in Spanish, it suggests that they are truly interested in Hispanics and our community.	53%	13%

5 pt Scale: Agree = 4,5, Disagree = 1,2, Neutral = 3 (not reported), No opinion = 0 (Not reported)

Agree and Disagree above will not sum to 100%

Among registered voters 18+

Source: Univision political tracker in collaboration with Media Predict as of September 2020



CORONAVIRUS

- HANDLING APPROVAL**
- EFFECTS ON JOBS**
- SCHOOL REOPENING**

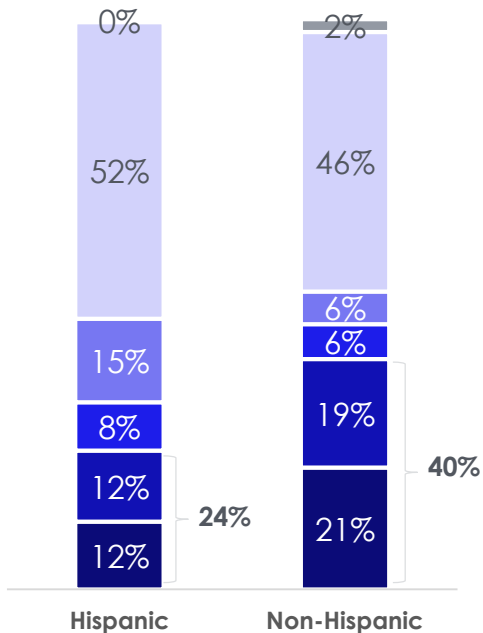
APPROVE TRUMP HANDLING OF CORONAVIRUS TOP TWO BOX:

-HISPANICS 24%, NON-HISPANICS 40%

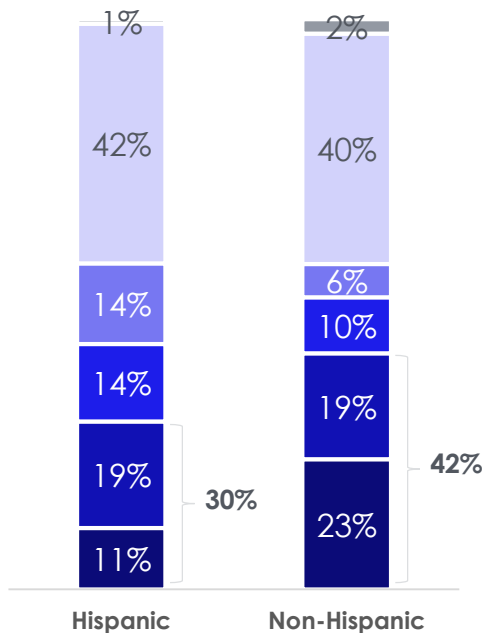
APPROVE TRUMP HANDLING ECONOMIC IMPACT OF CORONAVIRUS TOP TWO BOX

-HISPANICS 30%, NON-HISPANICS 42%

Trump Handling of Coronavirus



Trump Handling of Economic Impact of Coronavirus



- I don't know/No opinion
- Strongly disapprove
- Somewhat disapprove
- Neither approve nor disapprove
- Somewhat approve
- Strongly approve

Among registered voters 18+
Source: Univision political tracker in collaboration with Media Predict as of September 2020

APPROVE CONGRESS HANDLING OF CORONAVIRUS TOP TWO BOX:

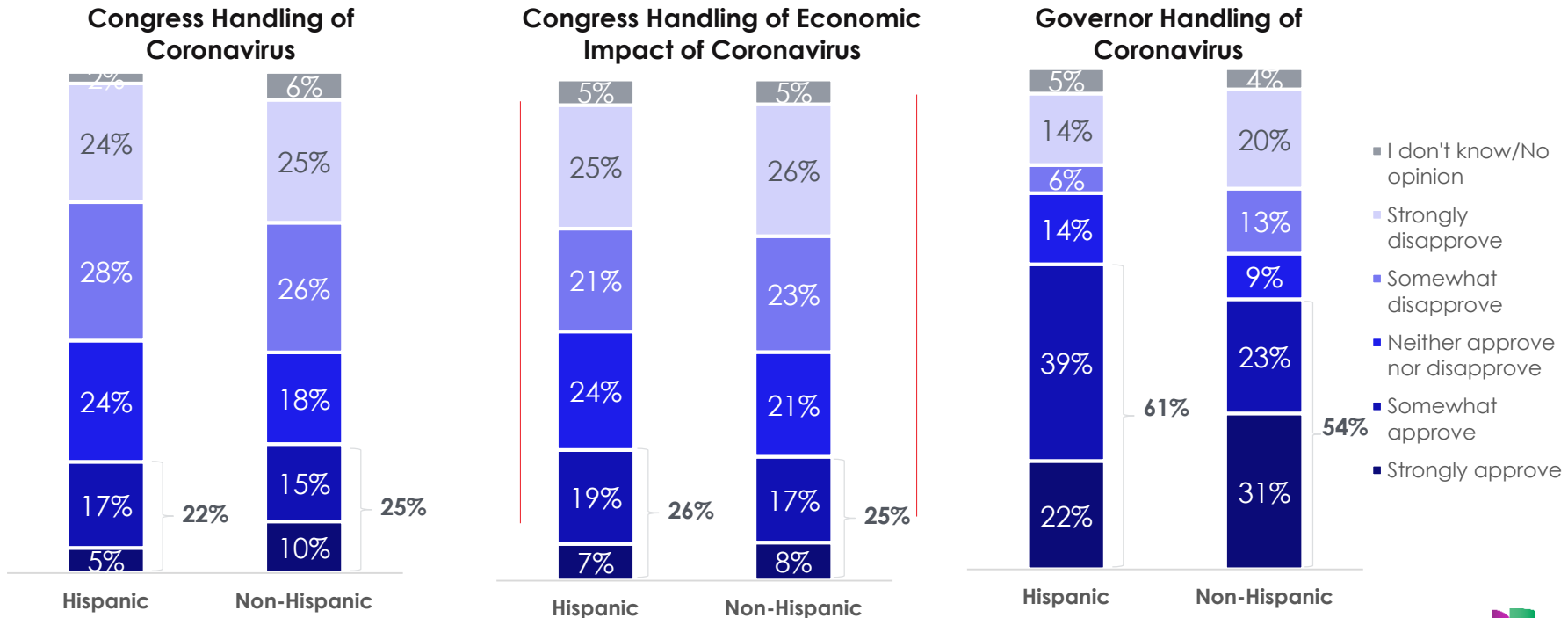
-HISPANICS 22%, NON-HISPANICS 25%

APPROVE CONGRESS HANDLING OF ECONOMIC IMPACT CORONAVIRUS TOP TWO BOX:

-HISPANICS 26%, NON-HISPANICS 25%

APPROVE GOVERNOR HANDLING OF CORONAVIRUS TOP TWO BOX:

-HISPANICS 61%, NON-HISPANICS 54%



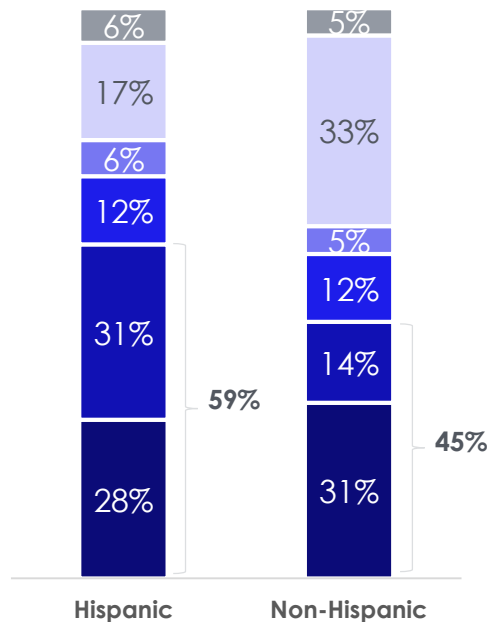
BIDEN HANDLING OF CORONAVIRUS WOULD BE BETTER TOP TWO BOX:

-HISPANICS 59%, NON-HISPANICS 45%

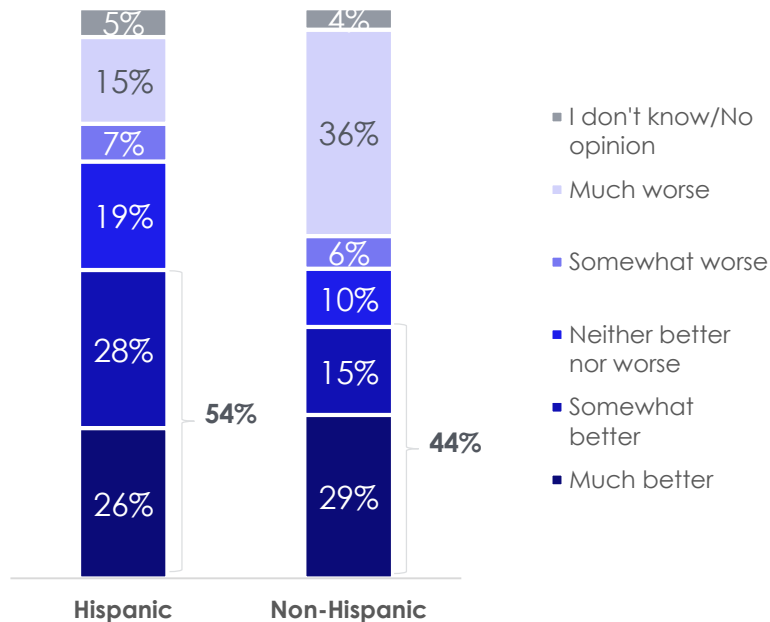
BIDEN HANDLING OF ECONOMIC IMPACT OF CORONAVIRUS WOULD BE BETTER TOP TWO BOX:

-HISPANICS 54%, NON-HISPANICS 44%

**Biden Handling of Coronavirus –
Better or Worse**



**Biden Handling of Economic
Impact of Coronavirus – Better or
Worse**



- I don't know/No opinion
- Much worse
- Somewhat worse
- Neither better nor worse
- Somewhat better
- Much better

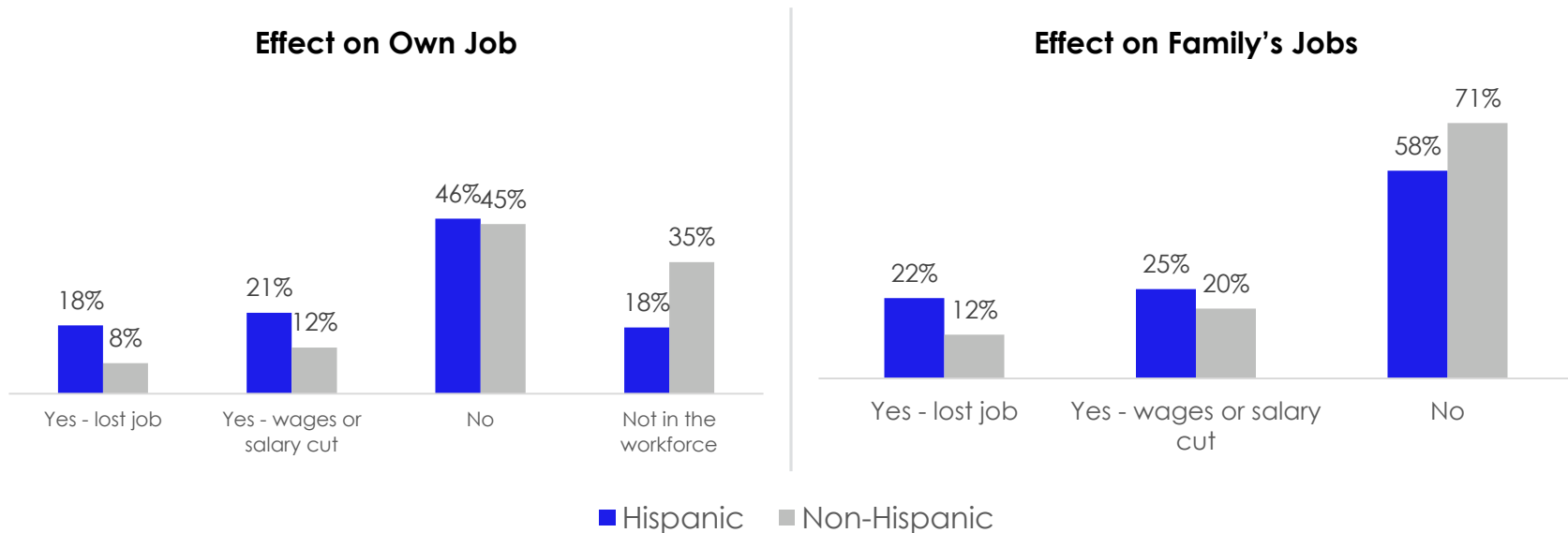
CORONAVIRUS EFFECT ON JOB:

-HIGHER % OF HISPANICS HAVE LOST JOB OR SEEN WAGES/SALARY CUT THAN NON-HISPANICS

-HIGHER % OF HISPANICS HAVE SEEN SOMEONE IN FAMILY LOSE JOB OR HAD WAGES/SALARY CUT THAN NON-HISPANICS

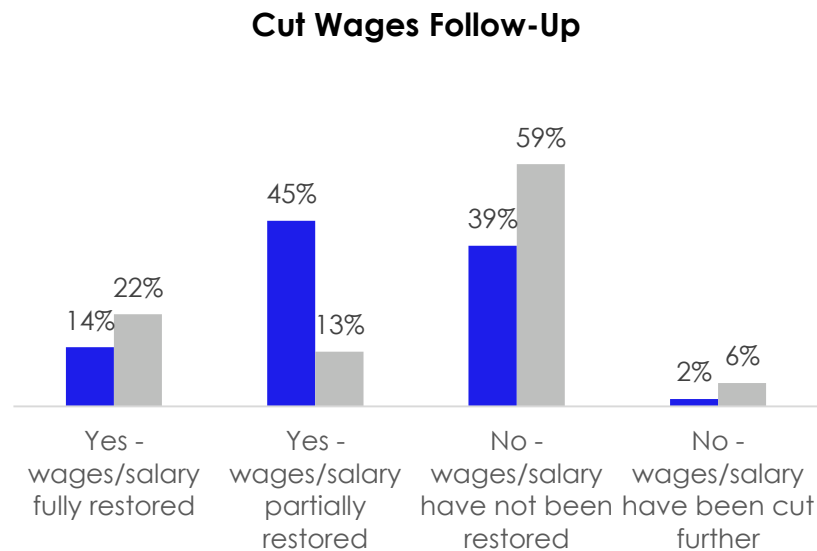
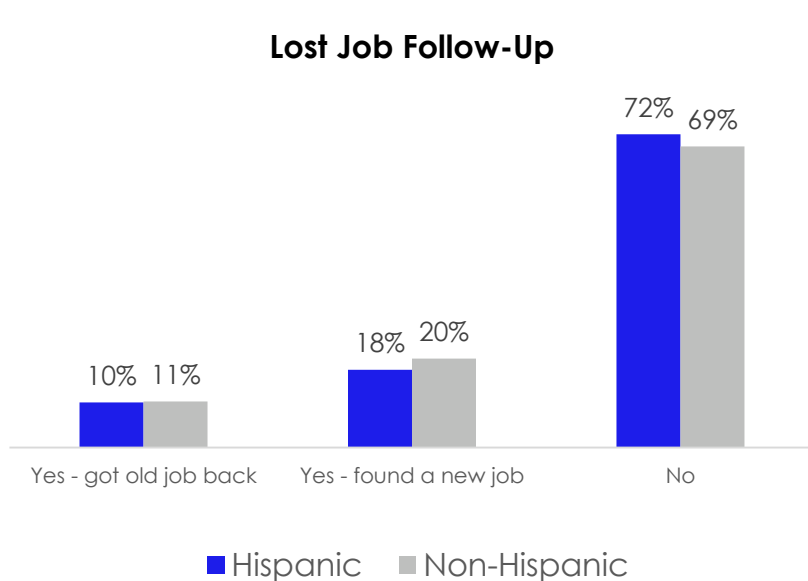
Have you lost your job or have your wages or salary been cut because of the coronavirus?

Besides you, has anyone in your family lost their job or have your wages or salary been cut because of the coronavirus?



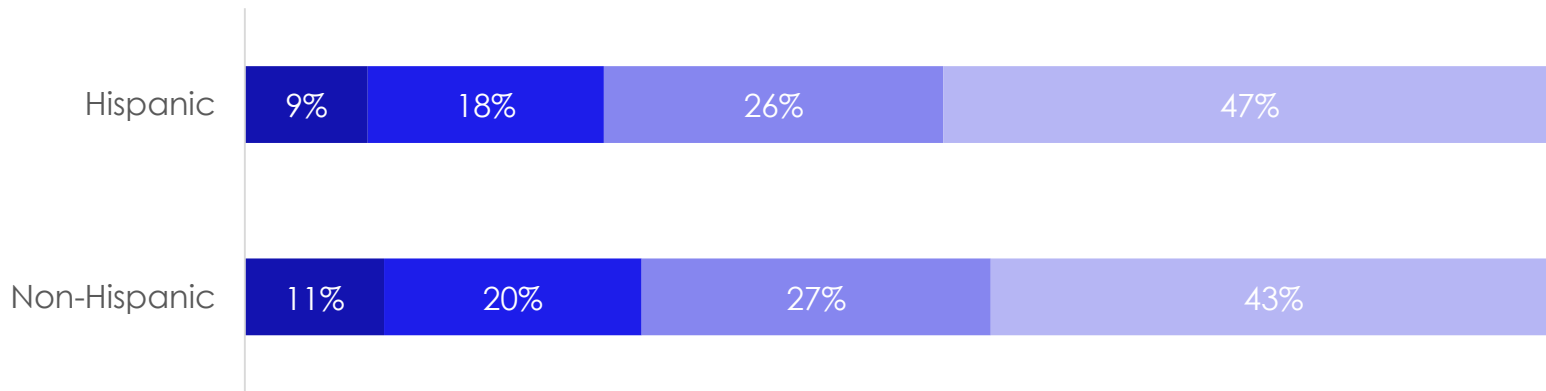
**-AMONG THOSE WHO LOST JOB, ABOUT 70% HAVE NOT GOTTEN JOB BACK
-AMONG THOSE WHO HAD WAGES CUT, OVER 40% HAVE NOT HAD WAGES RESTORED; MORE THAN HALF OF HISPANICS HAVE SEEN WAGES/SALARY FULLY/PARTIALLY RESTORED**

*You answered that you had lost your job due to the coronavirus, have you since gotten your job back or found a new one?
You answered that you had your wages or salary cut due to the coronavirus, have you since had your wages/salary restored?*



**-47% OF HISPANICS, 43% NON-HISPANICS AGREE THAT SCHOOLS SHOULD NOT PHYSICALLY RE-OPEN THIS FALL, CONTINUE TO DO ONLINE EDUCATION ONLY
-ABOUT 26% OF RESPONDENTS AGREE WITH “HYBRID” OPTION, SPLIT BETWEEN IN-PERSON AND ONLINE EDUCATION**

Which of the following statements do you agree with most?



- Schools should physically open in the fall and operate as they have before the coronavirus
- Schools should physically open in the fall but only with adjustments to protect against the coronavirus
- Schools should open this fall with a “hybrid” option where students split their time between in-person and on-line education (i.e. half the students are physically at school at any time and the other half are on-line)
- Schools should not physically open in the fall and we should continue to do on-line education only

COVID-19/ECONOMY STATEMENTS

- MAJORITY OF RESPONDENTS ARE VERY WORRIED ABOUT WHAT IS HAPPENING TO THE ECONOMY, AND BELIEVE IT WILL GET WORSE IF COVID CASES RISE
- ABOUT HALF HAVE ALREADY CUT BACK SPENDING SIGNIFICANTLY IN REACTION TO CORONAVIRUS; BELIEVE ECONOMIC PROBLEMS CAUSED BY LOCKDOWN WILL HURT MORE PEOPLE THAN THE VIRUS
- HISPANICS MORE LIKELY TO BELIEVE ECONOMY WILL BOUNCE BACK AS SOON AS RESTRICTIONS ARE LIFTED
- HISPANICS FAR GREATER AGREEMENT: I EXPECT MY PERSONAL ECONOMIC SITUATION TO GET BETTER IN THE NEXT FEW YEARS

How much do you agree or disagree with each of the following statements? [Coronavirus crisis and the economy – 1 of 3]

Statement	Hispanic		Non-Hispanic	
	Agree	Disagree	Agree	Disagree
I am very worried about what is happening to the economy	76%	7%	75%	12%
I believe the economy will get worse if COVID cases rise	75%	7%	78%	8%
I expect my personal economic situation to get better in the next few years	68%	15%	48%	18%
I have already cut back my spending significantly in reaction to the coronavirus	52%	23%	56%	21%
The economic problems caused by the lockdown of the country will hurt more people than the coronavirus	50%	28%	51%	27%
I believe that the economy will bounce back as soon as the restrictions related to coronavirus are lifted	49%	32%	40%	35%
The impact of the coronavirus has hurt my personal economic situation significantly already	48%	31%	42%	36%

5 pt Scale: Agree = 4.5, Disagree = 1.2, Neutral = 3 (not reported), No opinion = 0 (Not reported)

Agree and Disagree above will not sum to 100%

Among registered voters 18+

Source: Univision political tracker in collaboration with Media Predict as of September 2020



HISPANICS GREATER AGREEMENT:

-I EXPECT MY INCOME WILL RETURN TO PRE-CORONAVIRUS LEVELS ONCE ECONOMY REOPENS
 -I AM WORRIED ABOUT MAKING MORTGAGE/RENT, AND OTHER PAYMENTS LIKE PHONE, CREDIT CARD OVER THE NEXT FEW MONTHS

ABOUT 40% OF RESPONDENTS:

-EXPECT SPENDING WILL RETURN TO PRE-CORONAVIRUS LEVELS ONCE ECONOMY REOPENS; ARE MORE CONFIDENT ABOUT PERSONAL ECONOMIC SITUATION THAN IN FIRST FEW MONTHS OF PANDEMIC
 -EXPECT CORONAVIRUS WILL HURT PERSONAL ECONOMIC SITUATION SIGNIFICANTLY; ARE MORE WORRIED ABOUT THE ECONOMY THAN ABOUT THE CORONAVIRUS

How much do you agree or disagree with each of the following statements? [Coronavirus crisis and the economy – 2 of 3]

Statement	Hispanic		Non-Hispanic	
	Agree	Disagree	Agree	Disagree
I expect that my income will return to pre-coronavirus levels once the economy reopens	45%	17%	35%	18%
I am worried about making other payments, like phone, credit card, and car payments, over the next few months	45%	32%	36%	46%
I am worried about making my mortgage/rent payment over the next few months	43%	34%	28%	50%
I expect that my spending will return to pre-coronavirus levels once the economy reopens	43%	27%	39%	29%
I am more confident about my personal economic situation than I was in the first few months of the coronavirus pandemic	42%	27%	36%	31%
I expect that the coronavirus will hurt my personal economic situation significantly	40%	30%	41%	30%
I am more worried about the economy than I am about the coronavirus	39%	35%	38%	40%

5 pt Scale: Agree = 4,5, Disagree = 1,2, Neutral = 3 (not reported), No opinion = 0 (Not reported)

Agree and Disagree above will not sum to 100%

Among registered voters 18+

Source: Univision political tracker in collaboration with Media Predict as of September 2020



-HISPANICS GREATER AGREEMENT: I BELIEVE MY WAGES/SALARY WILL BE CUT SOMETIME IN THE NEXT FEW MONTHS

RESPONDENTS DISAGREE:

-THE HEALTH RISK OF THE CORONAVIRUS IS OVERBLOWN

-I BELIEVE I WILL LOSE MY JOB SOMETIME IN THE NEXT FEW MONTHS

-I HAVE STARTED TO SPEND MORE THAN I WAS SPENDING IN FIRST FEW MONTHS OF PANDEMIC

How much do you agree or disagree with each of the following statements? [Coronavirus crisis and the economy – 3 of 3]

Statement	Hispanic		Non-Hispanic	
	Agree	Disagree	Agree	Disagree
I am confident that Social Security and Medicare benefits will be available to me when I retire, similarly to current retirees	39%	35%	40%	29%
I believe that my wages/salary will be cut sometime in the next few months	36%	31%	18%	40%
The health risk of the coronavirus is overblown	35%	48%	34%	53%
I have started to spend more than I was spending in the first few months of the coronavirus pandemic	35%	37%	29%	45%
I believe that I will lose my job sometime in the next few months	24%	42%	13%	42%

5 pt Scale: Agree = 4,5, Disagree = 1,2, Neutral = 3 (not reported), No opinion = 0 (Not reported)

Agree and Disagree above will not sum to 100%

Among registered voters 18+

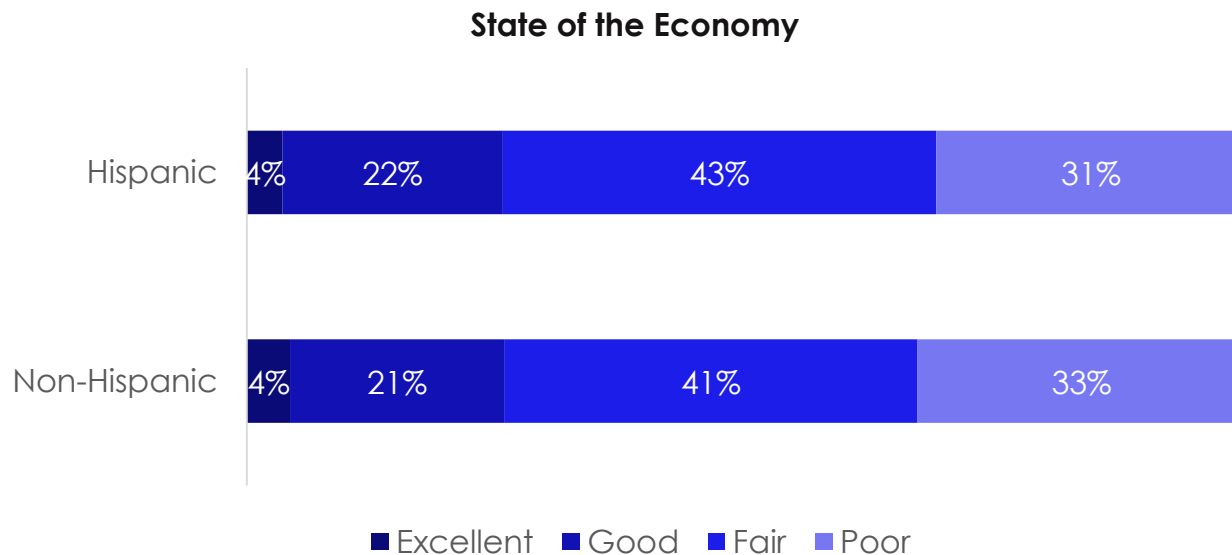
Source: Univision political tracker in collaboration with Media Predict as of September 2020



ECONOMY

4% OF RESPONDENTS RATE THE ECONOMY AS EXCELLENT; ABOUT A THIRD RATE IT AS POOR

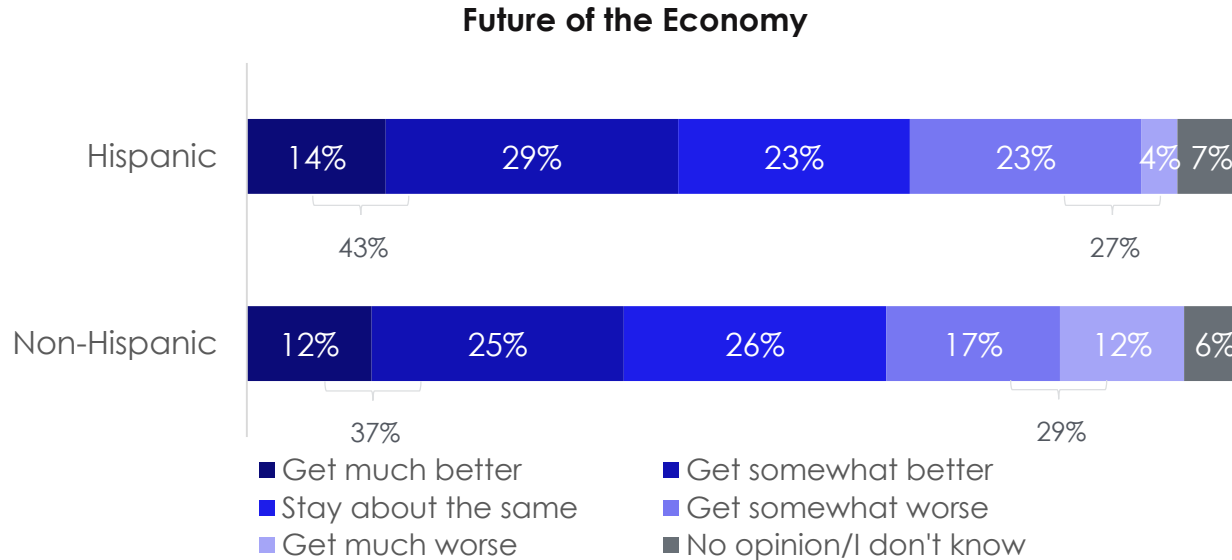
How would you rate the economy of the United States right now?



HOW WILL THE ECONOMY BE OVER NEXT FEW MONTHS?

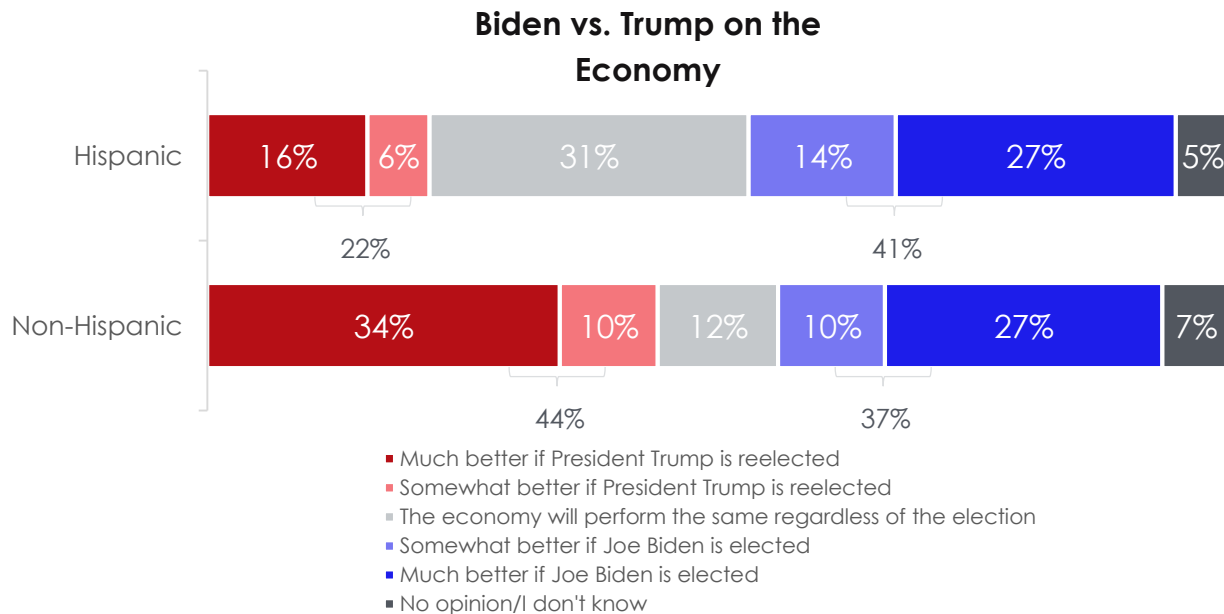
-MUCH/SOMEWHAT BETTER: HISPANIC 43%, NON-HISPANIC 37%
-MUCH/SOMEWHAT WORSE: HISPANIC 27%, NON-HISPANIC 29%

Thinking ahead to a few months from now... Do you believe the economy will get better, get worse, or stay about the same as it is now?



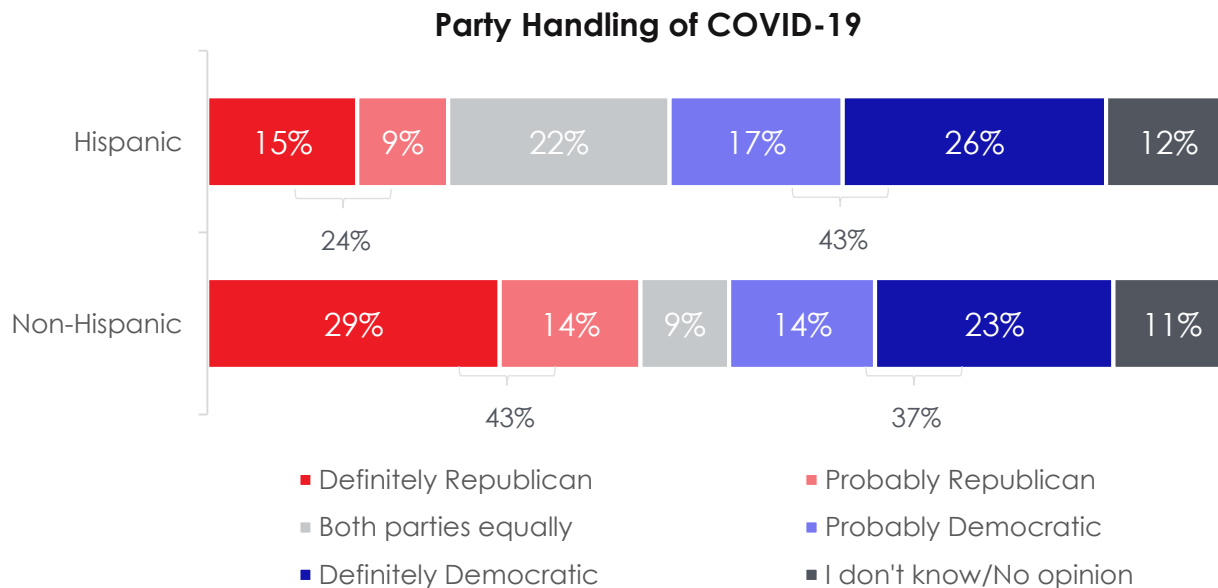
ECONOMY WILL DO BETTER TOP TWO BOX:
-IF BIDEN ELECTED: HISPANICS 41%, NON-HISPANICS 37%
-IF TRUMP REELECTED: HISPANICS 22%, NON-HISPANICS 44%

Will the economy do better if President Trump is reelected or if Joe Biden is elected president?



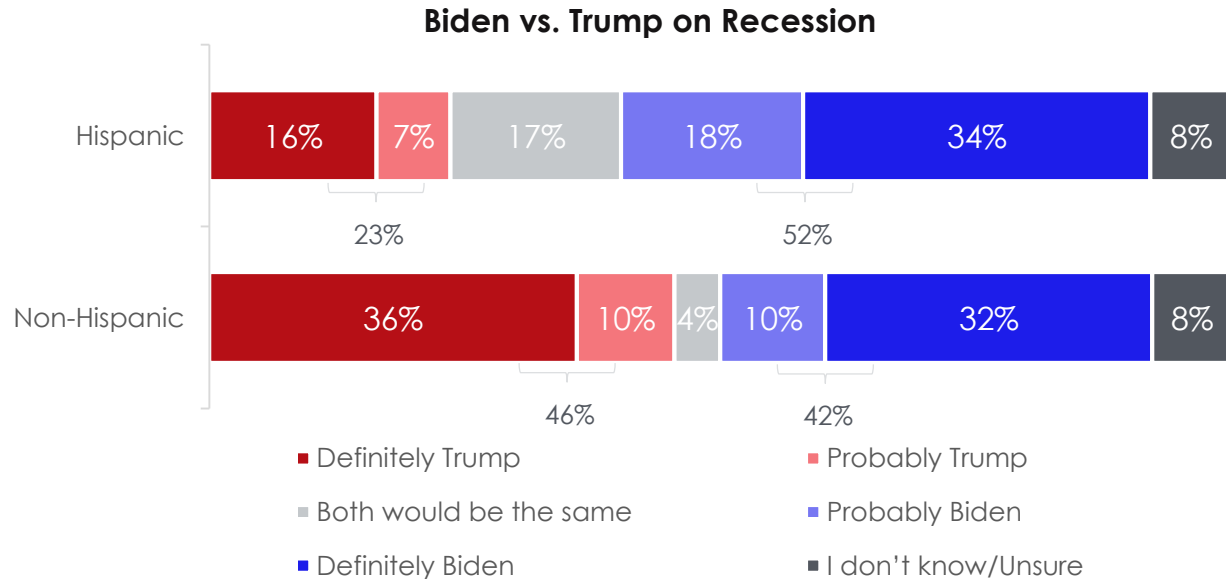
PARTY BETTER ABLE TO HANDLE ECONOMIC IMPACT OF THE VIRUS TOP TWO BOX:
-HISPANICS: DEMOCRATIC 43%, REPUBLICAN 24%
-NON-HISPANICS: DEMOCRATIC 37%, REPUBLICAN 43%

Which party is better able to handle the economic impact of the coronavirus?



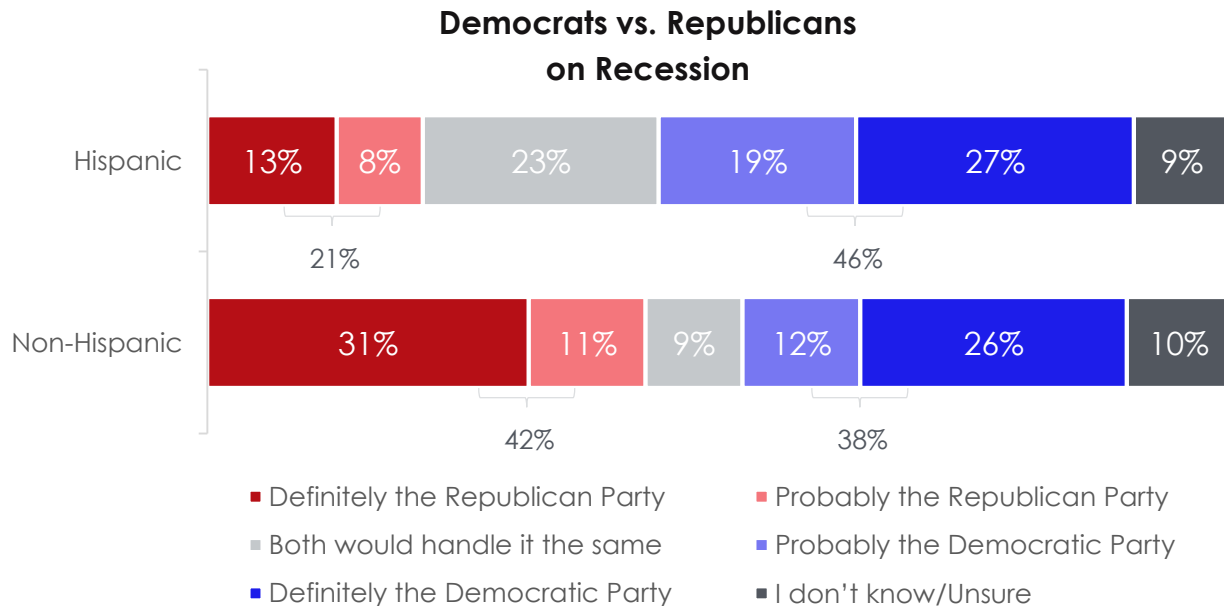
PRESIDENTIAL CANDIDATE BEST ABLE TO HANDLE AN ECONOMIC RECESSION TOP TWO BOX:
-BIDEN: HISPANICS 52%, NON-HISPANICS 42%
-TRUMP: HISPANICS 23%, NON-HISPANICS 46%

Which presidential candidate would best be able to handle an economic recession, President Donald Trump or Joe Biden?



POLITICAL PARTY BEST ABLE TO HANDLE AN ECONOMIC RECESSION TOP TWO BOX:
-REPUBLICAN: HISPANICS 21%, NON-HISPANICS 42%
-DEMOCRATIC: HISPANICS 46%, NON-HISPANICS 38%

Which political party would best be able to handle an economic recession, the Republican Party or the Democratic Party?



HEALTHCARE

HISPANICS RANK IMPROVING ACCESS TO HEALTH CARE AS TOP HEALTHCARE PRIORITY

BRINGING DOWN PRICE OF HEALTH INSURANCE DEDUCTIBLES, COPAYS AND PREMIUMS SECOND MOST IMPORTANT FOR HISPANICS

Other than the ongoing Coronavirus issues, which TWO of the following do you believe should be the top priorities when it comes to our nation's health care system...

Please rank the two top priorities when it comes to our nation's health care system, with 1 being the most important, and 2 being the 2nd most important.

Statement	Hispanic		Non-Hispanic	
	Selected	Rank Index	Selected	Rank Index
Improving access to health care	57%	167	44%	119
Bringing down the price of health insurance deductibles, copays and premiums	54%	121	53%	136
Lowering the price of prescription drugs	48%	112	54%	124
Ensuring that the latest drugs and treatments are available to patients	28%	70	26%	65
Dealing with the opioid/painkiller addiction epidemic	14%	31	23%	55

*The rank index is calculated by combining both how often each statement was chosen, and the ranking of each respondent's top 2 statements

MAJORITY OF RESPONDENTS AGREE:**-DRUG ABUSE IS A SERIOUS PUBLIC HEALTH ISSUE****-PEOPLE SHOULD BE REQUIRED TO WEAR FACEMASKS AND MAINTAIN SOCIAL DISTANCING UNTIL THREAT FROM CORONAVIRUS IS GONE****-ABOUT 60% OF RESPONDENTS AGREE BEST WAY TO ADDRESS HEALTHCARE ISSUES IS TO IMPROVE CURRENT SYSTEM; GOVT FUNDED HEALTH INSURANCE SHOULD BE AVAILABLE TO EVERYONE IN U.S.****-HISPANICS LESS LIKELY TO BE GENERALLY SATISFIED WITH HEALTHCARE COVERAGE****-HISPANICS AGREE, NON-HISPANICS DISAGREE GOVT SHOULD ELIMINATE ALL PRIVATE HEALTH INSURANCE AND REPLACE IT WITH A GOVT RUN PROGRAM LIKE MEDICARE***How much do you agree or disagree with each of the following statements? [Healthcare - 1 of 2]*

Statement	Hispanic		Non-Hispanic	
	Agree	Disagree	Agree	Disagree
Drug abuse is a serious public health issue in the United States.	80%	7%	82%	8%
People should be required to wear facemasks in public until the threat from coronavirus is gone	79%	11%	74%	13%
People should be required to maintain social distancing (i.e., stay at least 6 feet away from other people) until the threat from coronavirus is gone	79%	8%	81%	10%
The best way to address healthcare issues in the United States is to improve the current system, including improving the Affordable Care Act (also known as Obamacare).	65%	14%	58%	25%
Government funded health insurance should be available to everyone in the United States.	63%	15%	58%	25%
I am generally satisfied with my healthcare coverage.	51%	20%	63%	14%
The Government should eliminate all private health insurance and replace it with a Government-run program like Medicare.	36%	29%	31%	42%
Medicare For All (that includes the elimination of all private health insurance) would not negatively impact the quality or availability of healthcare services in the United States.	36%	24%	38%	34%

5 pt Scale: Agree = 4.5, Disagree = 1.2, Neutral = 3 (not reported), No opinion = 0 (Not reported)

Agree and Disagree above will not sum to 100%

Among registered voters 18+

Source: Univision political tracker in collaboration with Media Predict as of September 2020



-ABOUT 40% OF RESPONDENTS AGREE MEDICAID AND MEDICARE ARE WORKING WELL NOW
-ABOUT ONE THIRD AGREE ABORTION SHOULD BE LEGAL ONLY IN FIRST TRIMESTER OF PREGNANCY

RESPONDENTS DISAGREE:

-ABORTION SHOULD BE AVAILABLE ANY TIME DURING PREGNANCY; GOVT FUNDS SHOULD BE USED TO PAY FOR ABORTIONS

-IN ORDER TO PAY FOR UNIVERSAL GOVT FUNDED HEALTH INSURANCE, GOVT SHOULD RAISE MY TAXES

How much do you agree or disagree with each of the following statements? [Healthcare - 2 of 2]

Statement	Hispanic		Non-Hispanic	
	Agree	Disagree	Agree	Disagree
Medicaid and Medicare are working well now.	36%	24%	43%	30%
Abortion should be legal only in the first trimester of pregnancy	35%	35%	33%	39%
In order to pay for universal government funded health insurance, the govt should raise my taxes.	29%	40%	23%	53%
Abortion should be available to a woman at any time during her pregnancy	27%	51%	27%	54%
Government funds should be used to pay for abortions.	21%	49%	21%	55%

5 pt Scale: Agree = 4,5, Disagree = 1,2, Neutral = 3 (not reported), No opinion = 0 (Not reported)

Agree and Disagree above will not sum to 100%

Among registered voters 18+

Source: Univision political tracker in collaboration with Media Predict as of September 2020

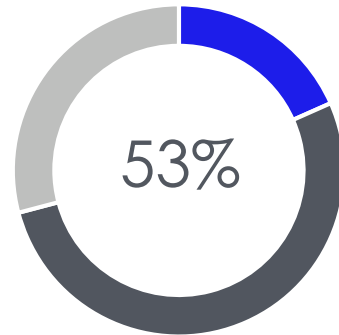


EDUCATION

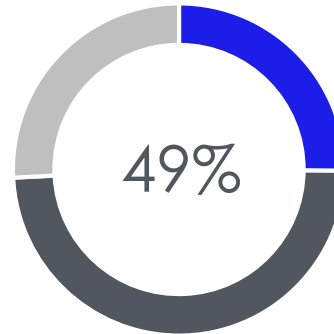
ABOUT 50% OF RESPONDENTS BELIEVE THE COUNTRY'S K-12 PUBLIC SCHOOL SYSTEM NEEDS SIGNIFICANT REFORM

State of the Education System

Do you believe that the country's K-12 public school system is working well as it is, does it need significant reforms, or does it need a complete overhaul?



Hispanics



Non-Hispanics

- It needs a complete overhaul
- It needs significant reform
- It is working well as it is

-ABOUT 60% OF RESPONDENTS AGREE MORE EMPHASIS SHOULD BE PLACED ON TRADE SCHOOLS

HISPANICS GREATER AGREEMENT:

-THE FEDERAL GOVT SHOULD PAY DOWN STUDENT LOANS FOR MORE PEOPLE WHO BORROWED MONEY TO GO TO COLLEGE; PUBLIC UNIVERSITIES AND COMMUNITY COLLEGES SHOULD BE FREE TO ATTEND AND PAID FOR BY TAXPAYERS

-GIVING UNDERPERFORMING PUBLIC SCHOOLS MORE MONEY BEST WAY TO HELP THEM IMPROVE; MORE MONEY NEEDS TO BE SPENT ON PUBLIC SCHOOLS EVEN IF IT MEANS RAISING MY TAXES SIGNIFICANTLY

-CHARTER SCHOOLS ARE A GOOD WAY TO PROVIDE BETTER EDUCATION OPTIONS FOR PARENTS AND STUDENTS

How much do you agree or disagree with each of the following statements? [Education – 1 of 2]

Statement	Hispanic		Non-Hispanic	
	Agree	Disagree	Agree	Disagree
More emphasis should be placed on trade schools.	60%	6%	64%	8%
The federal government should pay down student loans for more people who borrowed money to go to college.	59%	17%	45%	34%
Giving underperforming public schools more money is the best way to help them improve.	57%	16%	41%	28%
Public universities and community colleges should be free to attend and paid for by taxpayers.	54%	18%	37%	41%
The public schools in my neighborhood are good.	52%	19%	56%	16%
Charter schools are a good way to provide better education options for parents and students.	52%	10%	40%	24%
More money needs to be spent on public schools even if it means raising my taxes significantly	51%	21%	38%	35%

5 pt Scale: Agree = 4,5, Disagree = 1,2, Neutral = 3 (not reported), No opinion = 0 (Not reported)

Agree and Disagree above will not sum to 100%

Among registered voters 18+

Source: Univision political tracker in collaboration with Media Predict as of September 2020



- ALMOST HALF OF ALL RESPONDENTS AGREE GIVING PARENTS CHOICES THROUGH EITHER VOUCHERS OR CHARTER SCHOOLS BEST WAY TO HELP CHILDREN IN DISTRICTS WITH POORLY PERFORMING SCHOOLS
- ABOUT 40% AGREE CHARTER SCHOOLS USE MONEY THAT WOULD BE BETTER SPENT IN TRADITIONAL PUBLIC SCHOOLS
- ABOUT A THIRD AGREE A COLLEGE EDUCATION IS THE ONLY WAY TO A GOOD-PAYING JOB

How much do you agree or disagree with each of the following statements? **[Education – 2 of 2]**

Statement	Hispanic		Non-Hispanic	
	Agree	Disagree	Agree	Disagree
Giving parents choices in schools through either vouchers or charter schools is the best way to help children in districts with poorly performing schools.	49%	16%	48%	18%
Charter schools use money that would be better spent in traditional public schools.	44%	14%	40%	24%
A college education is the only way to a good-paying job.	36%	39%	32%	41%

5 pt Scale: Agree = 4,5, Disagree = 1,2, Neutral = 3 (not reported), No opinion = 0 (Not reported)

Agree and Disagree above will not sum to 100%

Among registered voters 18+

Source: Univision political tracker in collaboration with Media Predict as of September 2020



**PUBLIC SAFETY
POLICE REFORM
PROTESTS**

-MAJORITY OF RESPONDENTS AGREE STRICTER BACKGROUND CHECKS ON SALE OF GUNS BEST WAY TO REDUCE GUN VIOLENCE; HISPANICS FAR GREATER AGREEMENT STRICTER GUN CONTROL LAWS WOULD REDUCE CRIME
-ABOUT 60% OF RESPONDENTS AGREE: ASSAULT RIFLES SHOULD BE BANNED; I SUPPORT SECOND AMENDMENT GUN RIGHTS
-HISPANICS LOWER AGREEMENT LOCAL AND STATE AUTHORITIES SHOULD COOPERATE WITH FEDERAL IMMIGRATION AUTHORITIES
-RESPONDENTS DISAGREE: I FEEL LESS SAFE IN MY NEIGHBORHOOD THAN A YEAR AGO; CRIME IS GETTING WORSE IN MY NEIGHBORHOOD

How much do you agree or disagree with each of the following statements? [Public Safety]

Statement	Hispanic		Non-Hispanic	
	Agree	Disagree	Agree	Disagree
Stricter background checks on the sale of guns is the best way to reduce gun violence	72%	12%	67%	16%
I believe that stricter gun control laws would reduce crime	62%	22%	48%	39%
Assault rifles should be banned	62%	19%	59%	21%
I support Second Amendment gun rights	57%	18%	61%	16%
Local and State authorities should cooperate with federal immigration authorities	47%	22%	59%	13%
I feel less safe in my neighborhood than I did a year ago	31%	40%	28%	46%
Crime is getting worse in my neighborhood	29%	39%	28%	43%

5 pt Scale: Agree = 4.5, Disagree = 1.2, Neutral = 3 (not reported), No opinion = 0 (Not reported)

Agree and Disagree above will not sum to 100%

Among registered voters 18+

Source: Univision political tracker in collaboration with Media Predict as of September 2020



- OVER 60% OF RESPONDENTS AGREE: THE POLICE MAKE MY NEIGHBORHOOD SAFER; DO A GOOD JOB; I TRUST THE POLICE IN MY NEIGHBORHOOD
- ABOUT 50% AGREE LESS POLICE IN NEIGHBORHOOD WOULD CAUSE CRIME TO GO UP SIGNIFICANTLY
- HISPANICS FAR GREATER AGREEMENT THE CRIMINAL JUSTICE SYSTEM IN THE U.S. TREATS MINORITIES UNFAIRLY; DISAGREE THE POLICE IN THE U.S. GENERALLY TREAT MINORITIES FAIRLY
- ALL RESPONDENTS DISAGREE LOCAL GOVT SHOULD COMPLETELY DEFUND THE POLICE OR SIGNIFICANTLY REDUCE RESOURCES AND USE MONEY FOR OTHER PURPOSES

How much do you agree or disagree with each of the following statements? **[Police Reform]**

Statement	Hispanic		Non-Hispanic	
	Agree	Disagree	Agree	Disagree
The police make my neighborhood safer	62%	16%	69%	11%
My local police do a good job	61%	20%	67%	13%
The criminal justice system in the United States treats minorities unfairly	61%	15%	47%	32%
I trust the police in my neighborhood	60%	16%	67%	13%
Less police in my neighborhood would cause crime to go up significantly	46%	20%	52%	19%
I believe that police in the United States generally treat minorities fairly	36%	44%	49%	30%
My local government should significantly reduce the resources for police and use the money for other purposes	32%	39%	26%	53%
My local government should completely defund the police	21%	58%	14%	69%

5 pt Scale: Agree = 4,5, Disagree = 1,2, Neutral = 3 (not reported), No opinion = 0 (Not reported)

Agree and Disagree above will not sum to 100%

Among registered voters 18+

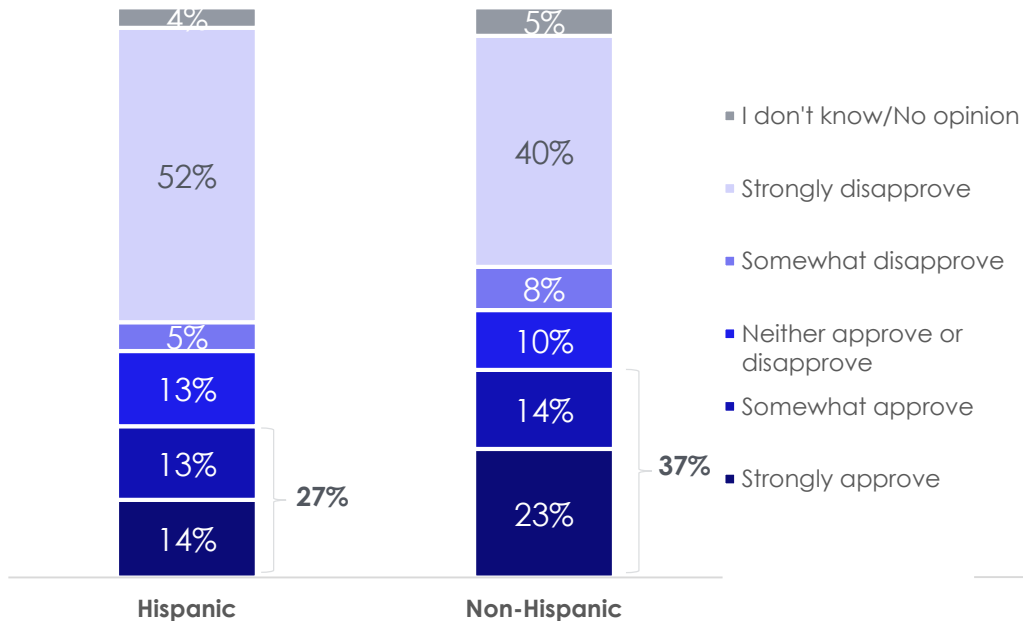
Source: Univision political tracker in collaboration with Media Predict as of September 2020



**TRUMP APPROVE HANDLING OF PROTEST TOP TWO BOX:
 -STRONGLY/SOMEWHAT APPROVE: HISPANICS 27%, NON-HISPANICS 37%**
**BIDEN HANDLING OF PROTESTS BETTER OR WORSE TOP TWO BOX:
 -SOMEWHAT/MUCH BETTER: 55% HISPANICS, NON-HISPANICS 45%**

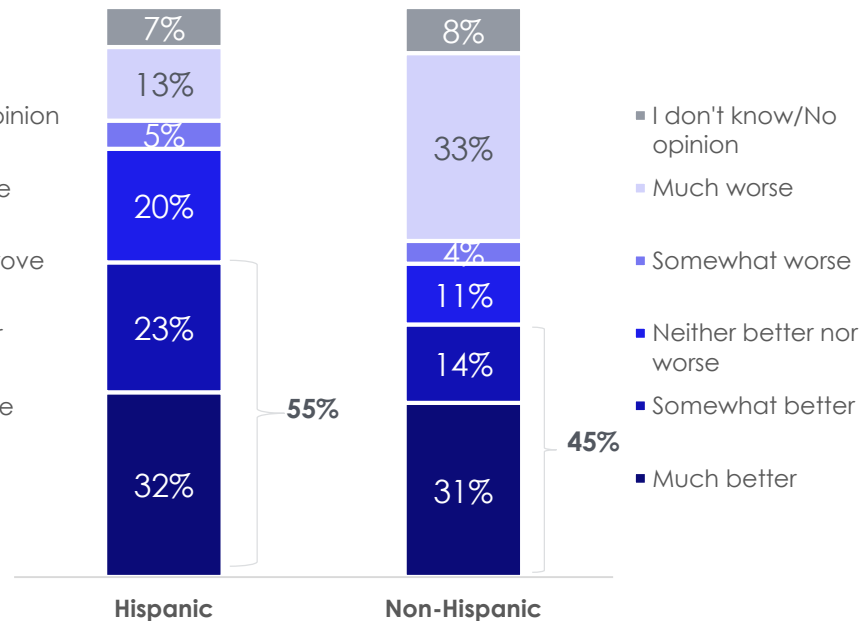
Trump Handling of Protests

All Respondents

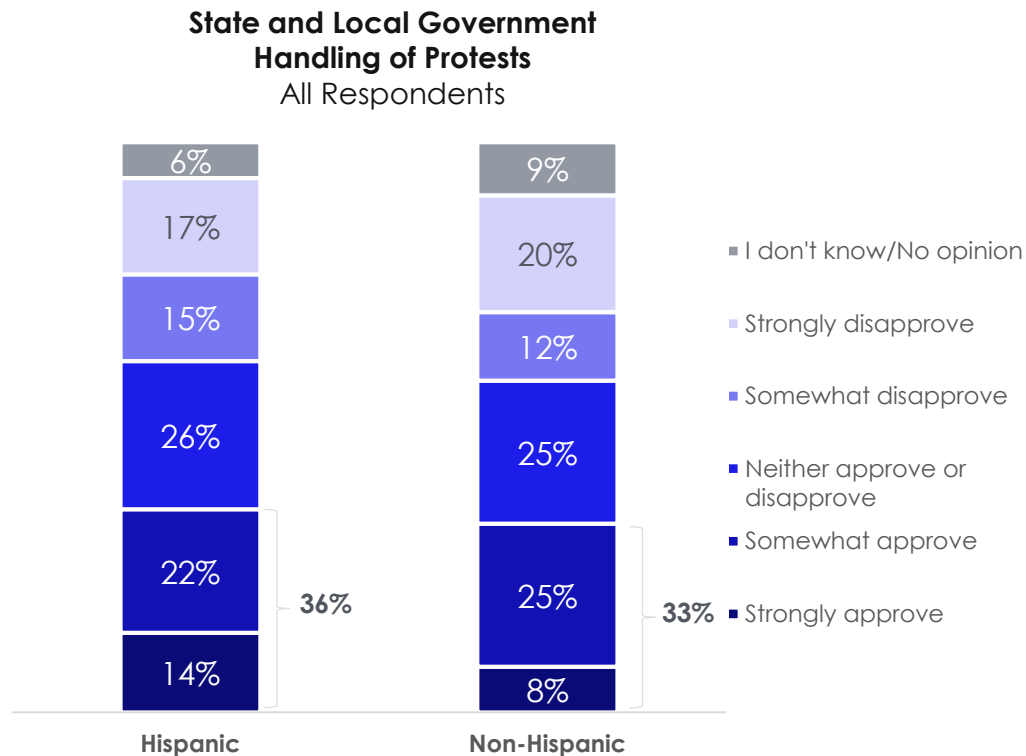


Biden Handling of Protests Better or Worse

All Respondents



STATE AND LOCAL GOVT HANDLING OF PROTESTS TOP TWO BOX: 36% HISPANICS, 33% NON-HISPANICS STRONGLY/SOMEWHAT APPROVE



-MAJORITY OF RESPONDENTS AGREE THE PEOPLE THAT HAVE BEEN LOOTING AND DAMAGING PROPERTY SHOULD BE ARRESTED AND PROSECUTED; THE LOOTING AND DESTRUCTION OF PROPERTY SHOULD HAVE BEEN STOPPED IMMEDIATELY

-MAJORITY ARE VERY CONCERNED/HAVE BECOME MORE CONCERNED ABOUT THE VIOLENCE AND LOOTING THAT IS OCCURRING IN SOME AMERICAN CITIES (NON-HISPANICS HIGHER)

-HISPANICS GREATER AGREEMENT: I APPROVE OF THE NON-VIOLENT PROTESTS THAT STARTED AFTER THE DEATH OF GEORGE FLOYD

-HISPANICS LOWER AGREEMENT IF NECESSARY THE NATIONAL GUARD/U.S. ARMED FORCES SHOULD BE CALLED IN TO HELP LOCAL LAW ENFORCEMENT

How much do you agree or disagree with each of the following statements? [Race Relations]

Statement	Hispanic		Non-Hispanic	
	Agree	Disagree	Agree	Disagree
The people that have been looting and damaging property should be arrested and prosecuted	79%	9%	86%	6%
I approve of the non-violent protests that started after the death of George Floyd in June 2020	76%	7%	60%	22%
The looting and destruction of property during the protests should have been stopped immediately	74%	8%	80%	6%
I am very concerned about the violence and looting that is occurring in some American cities	68%	13%	81%	6%
I have become more concerned over the past few weeks about the violence and looting that is occurring in some American cities	62%	14%	73%	12%
I believe that organized outside groups have been mostly responsible for the violence and damage to property during the protests	61%	12%	72%	8%
If necessary, the national guard should be called in to help local law enforcement	54%	24%	63%	17%
If necessary, the United States Armed Forces should be called in to help local law enforcement	42%	37%	55%	27%

5 pt Scale: Agree = 4.5, Disagree = 1.2, Neutral = 3 (not reported), No opinion = 0 (Not reported)

Agree and Disagree above will not sum to 100%

Among registered voters 18+

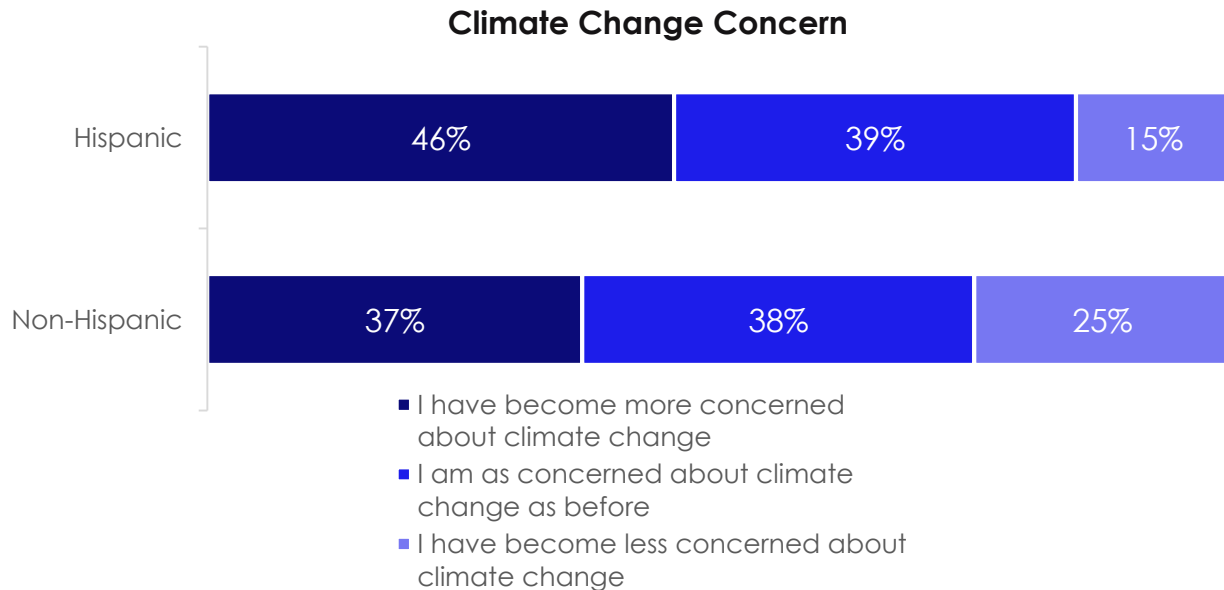
Source: Univision political tracker in collaboration with Media Predict as of September 2020



CLIMATE CHANGE

OVER THE PAST YEAR OR SO, 46% OF HISPANICS AND 37% OF NON-HISPANICS HAVE BECOME MORE CONCERNED ABOUT CLIMATE CHANGE

On the issue of climate change, over the past year or so have you become more concerned about this issue, less concerned about it, or about the same as before?



HISPANICS FAR GREATER AGREEMENT:

- CLIMATE CHANGE IS A VERY BIG THREAT TO THE PLANET
- A RESULT OF HUMAN ACTIVITY
- ACTION SHOULD BE TAKEN ON ENVIRONMENT EVEN IF IT MEANS A SIGNIFICANT INCREASE IN MY TAXES

How much do you agree or disagree with each of the following statements? **[Climate Change]**

Statement	Hispanic		Non-Hispanic	
	Agree	Disagree	Agree	Disagree
Climate change is a very big threat to the planet.	81%	10%	63%	19%
Climate change is a result of human activity.	80%	8%	67%	13%
Action should be taken on the environment even if it means a significant increase in my taxes.	53%	18%	39%	38%

5 pt Scale: Agree = 4,5, Disagree = 1,2, Neutral = 3 (not reported), No opinion = 0 (Not reported)

Agree and Disagree above will not sum to 100%

Among registered voters 18+

Source: Univision political tracker in collaboration with Media Predict as of September 2020



IMMIGRATION

HISPANICS FAR GREATER AGREEMENT:

-WE SHOULD PROVIDE A PATHWAY TO LEGAL STATUS FOR UNDOCUMENTED IMMIGRANTS WHO HAVE BEEN IN THE U.S. AND NOT COMMITTED A SERIOUS CRIME; WE SHOULD REFORM IMMIGRATION LAWS TO GIVE HIGHER PRIORITY TO PEOPLE WITH NEEDED SKILLS AND EDUCATION

-I SUPPORT THE EXISTENCE OF SANCTUARY CITIES EVEN IF IT MEANS A LOSS OF SOME FEDERAL FUNDING

-IT SHOULD NOT BE A CRIME TO CROSS THE BORDER ILLEGALLY

-ALL RESPONDENTS DISAGREE GOVT BENEFITS SHOULD BE PROVIDED TO UNDOCUMENTED IMMIGRANTS FREE OF COST

How much do you agree or disagree with each of the following statements? [Immigration]

Statement	Hispanic		Non-Hispanic	
	Agree	Disagree	Agree	Disagree
We should provide a pathway to legal status (including citizenship) for undocumented immigrants who have been in the U.S. and have not committed a serious crime.	75%	11%	58%	22%
We should reform immigration laws to give higher priority to people with needed skills and education.	59%	8%	44%	22%
I support the existence of sanctuary cities even if it means a loss of some federal funding	48%	20%	30%	41%
I think that we should increase resources dedicated to managing the situation at the southern border of the U.S.	48%	23%	61%	15%
There are too many undocumented immigrants crossing the border into the United States.	46%	21%	63%	13%
It should not be a crime to cross the border illegally.	40%	33%	26%	57%
Government benefits, like healthcare, should be provided to undocumented immigrants free of cost.	32%	42%	18%	63%

5 pt Scale: Agree = 4,5, Disagree = 1,2, Neutral = 3 (not reported), No opinion = 0 (Not reported)

Agree and Disagree above will not sum to 100%

Among registered voters 18+

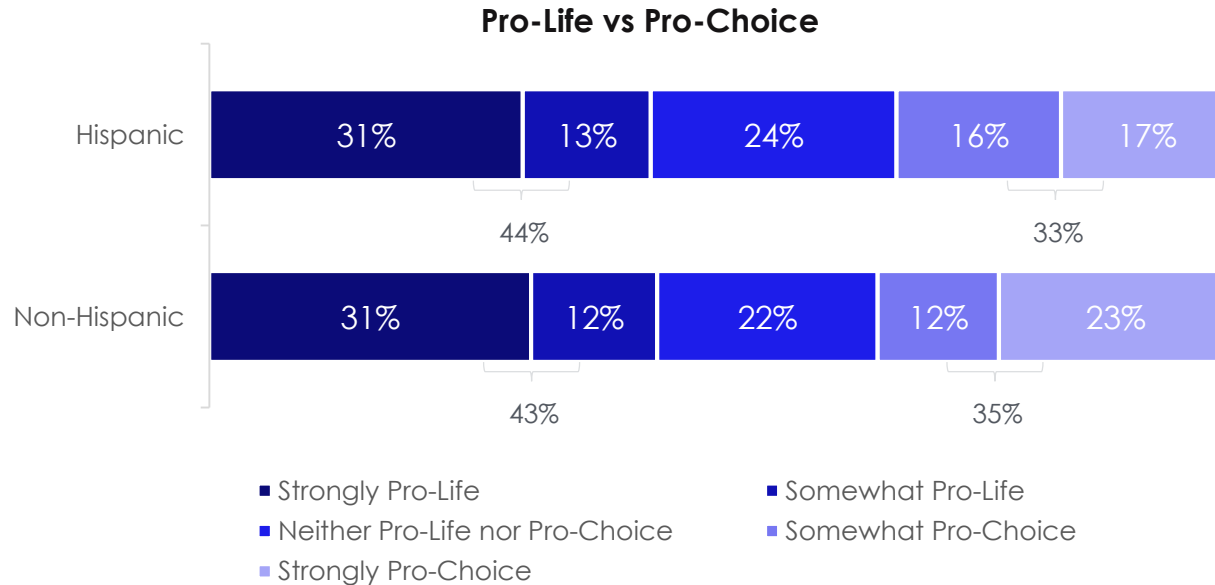
Source: Univision political tracker in collaboration with Media Predict as of September 2020



PRO LIFE OR PRO CHOICE

-44% HISPANICS STRONGLY/SOMEWHAT PRO-LIFE, 33% STRONGLY/SOMEWHAT PRO-CHOICE
-43% NON-HISPANICS STRONGLY/SOMEWHAT PRO-LIFE, 35% STRONGLY/SOMEWHAT PRO-CHOICE

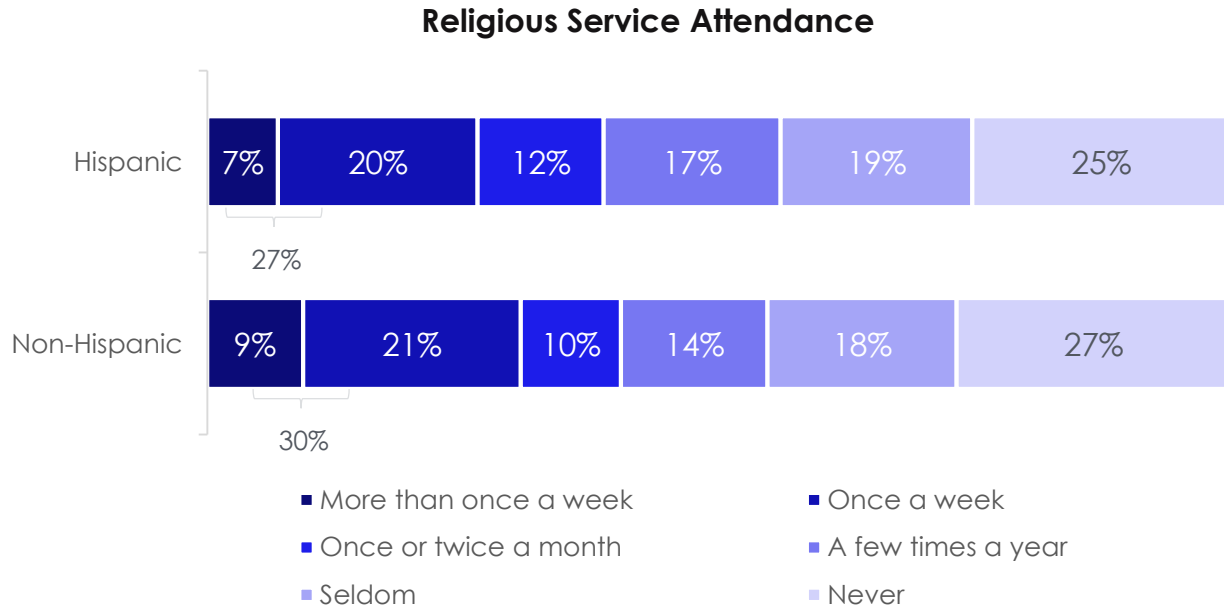
On the issue of abortion, do you consider yourself to be Pro-Life or Pro-Choice?



RELIGIOUS SERVICE ATTENDANCE

BEFORE PANDEMIC: ABOUT 30% OF RESPONDENTS ATTENDED RELIGIOUS SERVICES ONCE A WEEK OR MORE

To the best of your recollection, how often did you attend religious services before the coronavirus pandemic began?





THANK YOU