

UNIVISION & MEDIA PREDICT

2020 PRESIDENTIAL
ELECTION TRACKER

Nevada

September



MP

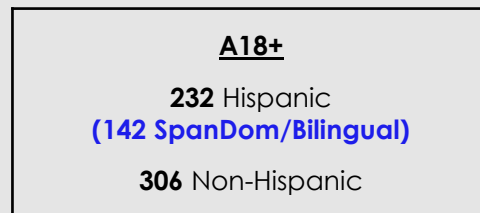


OBJECTIVES

- Measure current landscape of the 2020 candidates for president and other offices
- Assess voter sentiments towards current government officials and bodies
- Understand key issues and their degree of importance as motivators to vote

METHODOLOGY

- Online survey of **538** registered voters 18+

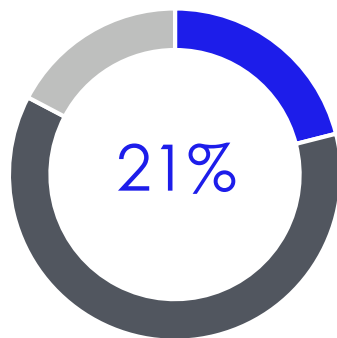


- In field 8/28/2020 – 9/24/2020
- Weighted to the registered voter universe by age, gender, education, and census division.
- **This Report: Hispanic SpanDom/Bilingual vs Non-Hispanic**

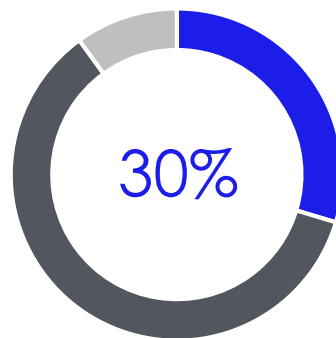
JUST 21% HISPANICS, 30% NON-HISPANICS FEEL UNITED STATES IS HEADED IN RIGHT DIRECTION

Right Direction or Wrong Track

In general, do you believe that the United States is headed in the right direction, or has gone off on the wrong track?



Hispanics



Non-Hispanics

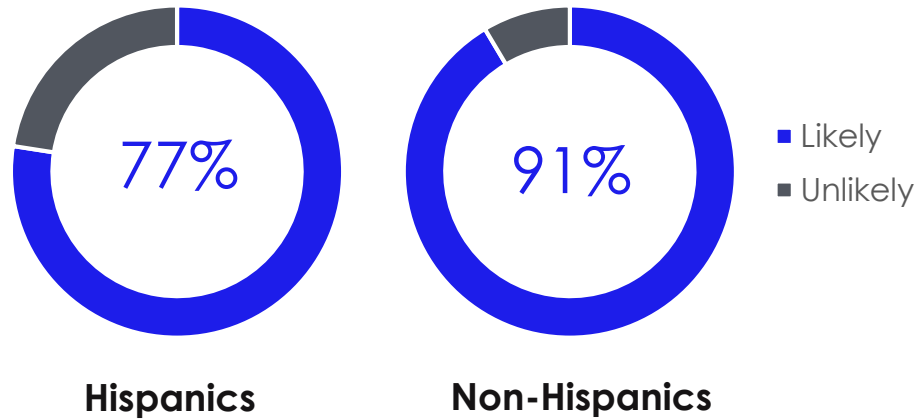
- Right direction
- Wrong track
- Unsure

2020 VOTE

ABOUT 80% HISPANICS, 90% NON-HISPANICS PLAN TO VOTE IN GENERAL ELECTION

Likelihood to Vote in 2020

On a scale of 1 to 10, how likely or unlikely are you to vote in the 2020 General Election, being held on November 3, 2020?



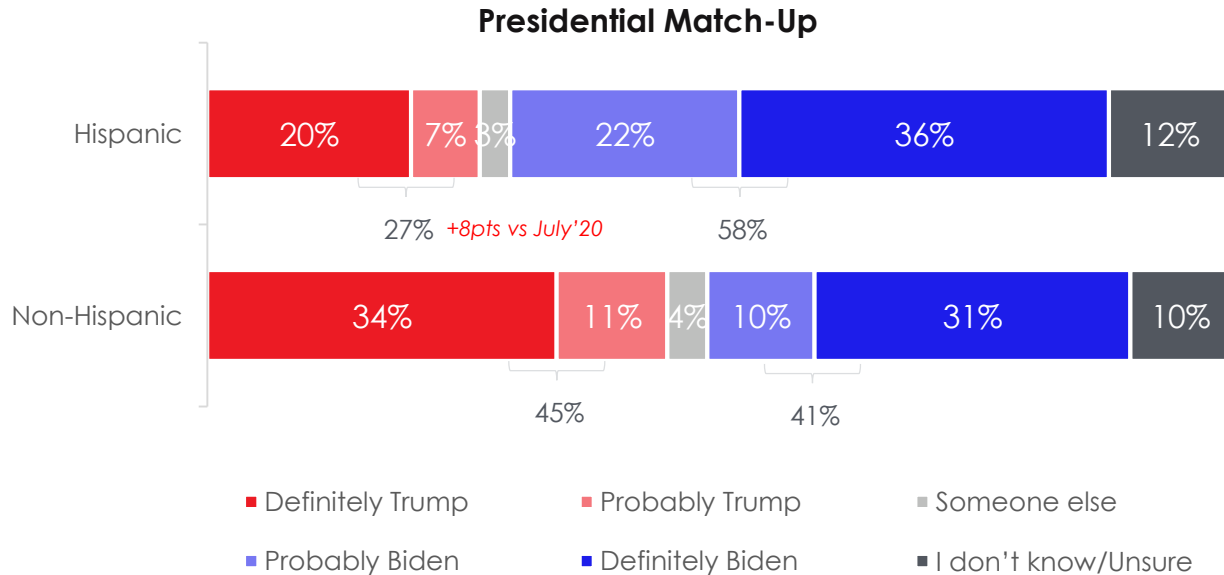
TOP TWO BOX INTEND TO VOTE:

HISPANICS 58% BIDEN, 27% TRUMP

NON-HISPANICS 41% BIDEN, 45% TRUMP

DON'T KNOW/UNSURE: 12% HISPANIC, 10% NON-HISPANIC

Based on what you know today, do you intend to vote for President Donald Trump, Democratic nominee Joe Biden, or someone else in the coming presidential election?

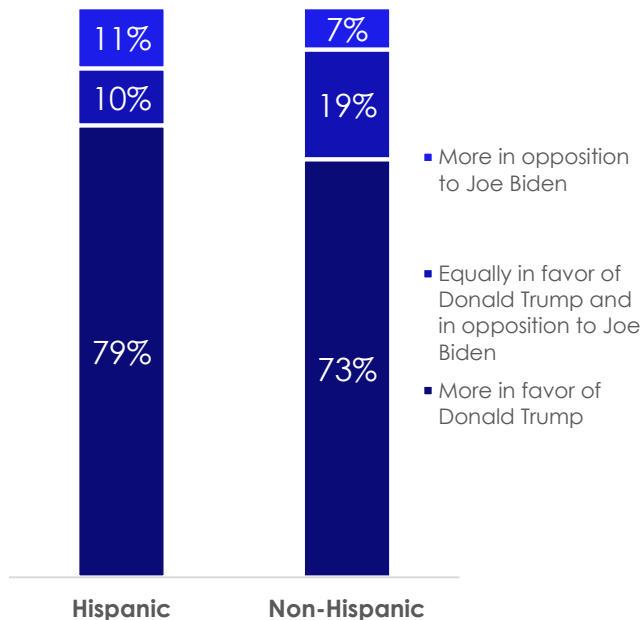


TRUMP VOTERS MORE ENTHUSIASTIC:

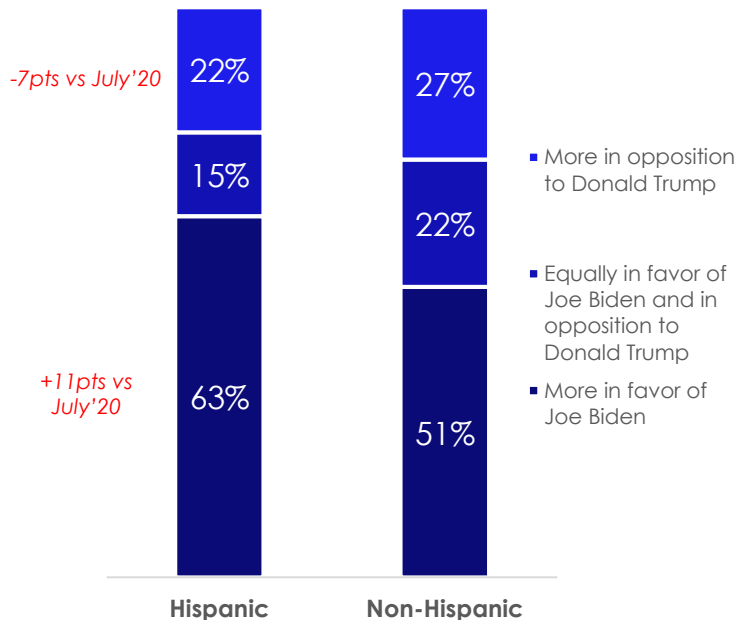
**-TRUMP VOTERS: 11% OF HISPANICS, 7% NON-HISPANICS WILL DO SO IN OPPOSITION TO BIDEN;
79% HISPANICS, 73% NON-HISPANICS BECAUSE THEY FAVOR TRUMP**

**-BIDEN VOTERS: 22 HISPANICS, 27% NON-HISPANICS WILL DO SO IN OPPOSITION TO TRUMP, 63%
HISPANICS, 51% NON-HISPANICS BECAUSE THEY FAVOR BIDEN**

Voting Trump: Favor Trump or Oppose Biden

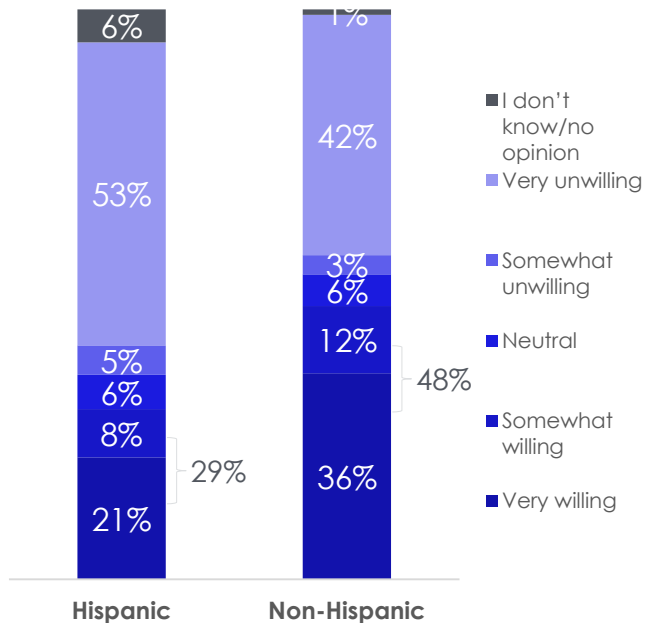


Voting Biden: Favor Biden or Oppose Trump

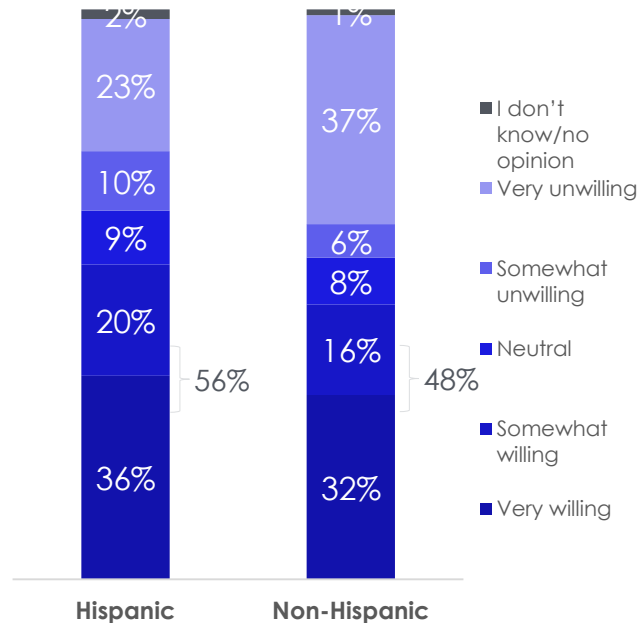


-29% HISPANICS, 48% NON-HISPANICS SOMEWHAT/VERY WILLING TO VOTE FOR TRUMP
-56% HISPANICS, 48% NON-HISPANICS SOMEWHAT/VERY WILLING TO VOTE FOR BIDEN

Willingness to Vote for Trump



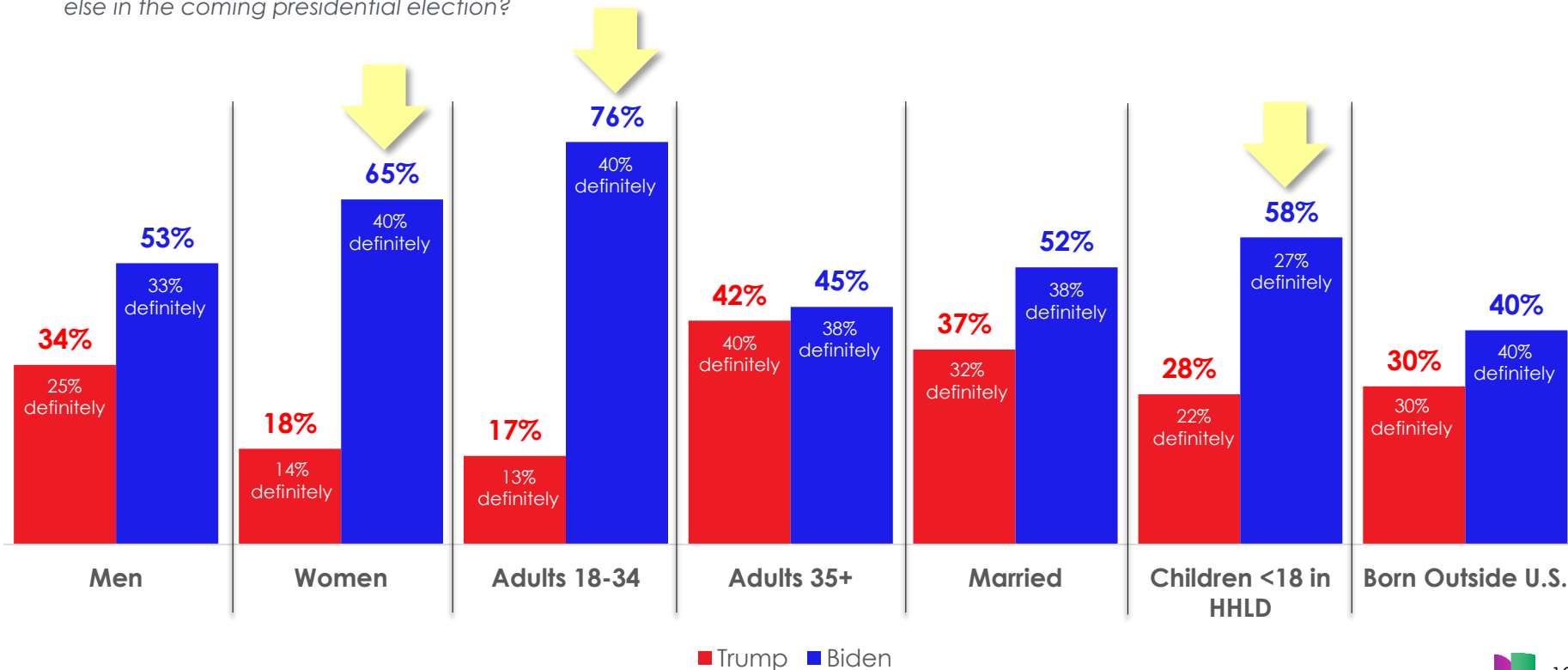
Willingness to Vote for Biden



Among registered voters 18+
 Source: Univision political tracker in collaboration with Media Predict as of September 2020

STRONGEST HISPANIC OPPORTUNITIES: TRUMP SUPPORTERS: ADULTS 35+, MARRIED, MEN BIDEN SUPPORTERS: ADULTS 18-34, WOMEN, LIVING WITH CHILDREN <18 IN HOUSEHOLD

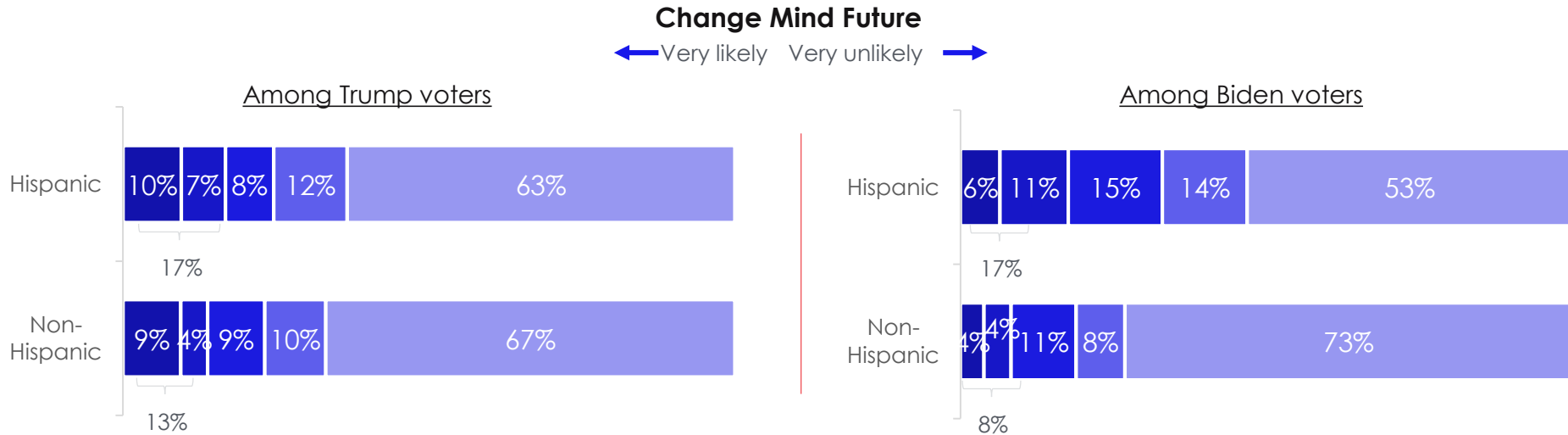
Based on what you know today, do you intend to vote for President Donald Trump, Democratic nominee Joe Biden, or someone else in the coming presidential election?



TRUMP VS. BIDEN SUPPORTERS:

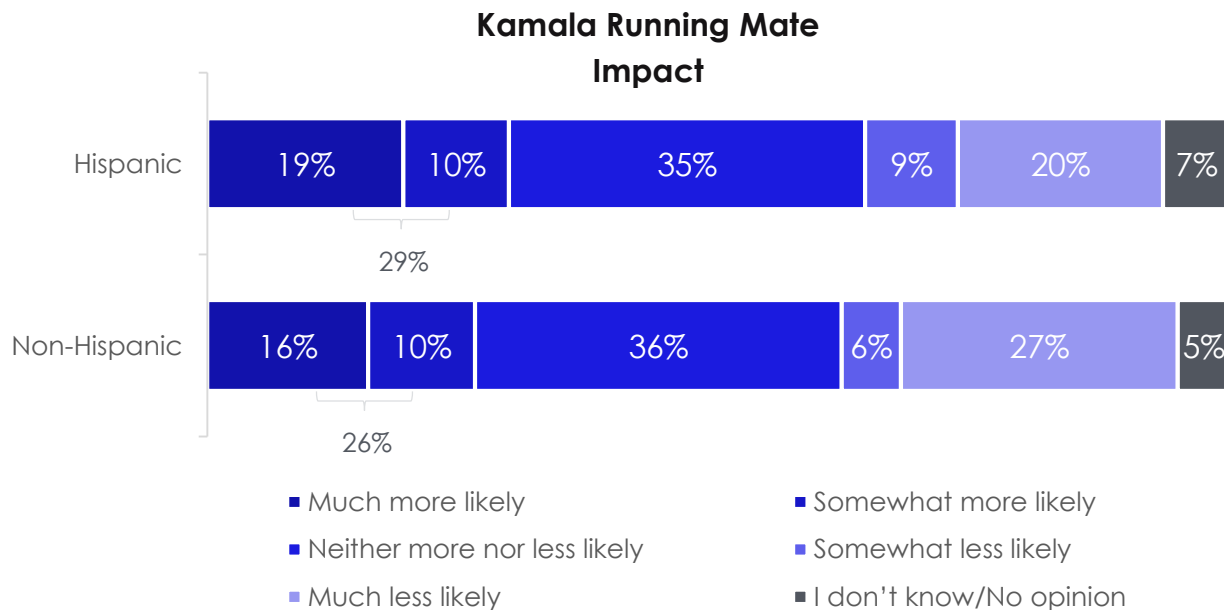
-AMONG TRUMP VOTERS, 17% OF HISPANICS, 13% NON-HISPANICS LIKELY TO CHANGE THEIR MIND ABOUT WHO THEY WILL VOTE FOR
-AMONG BIDEN VOTERS, 17% OF HISPANICS, 8% NON-HISPANICS LIKELY TO CHANGE THEIR MIND

How likely or unlikely are you to change your mind in the future about who you will vote for in the 2020 Presidential election?



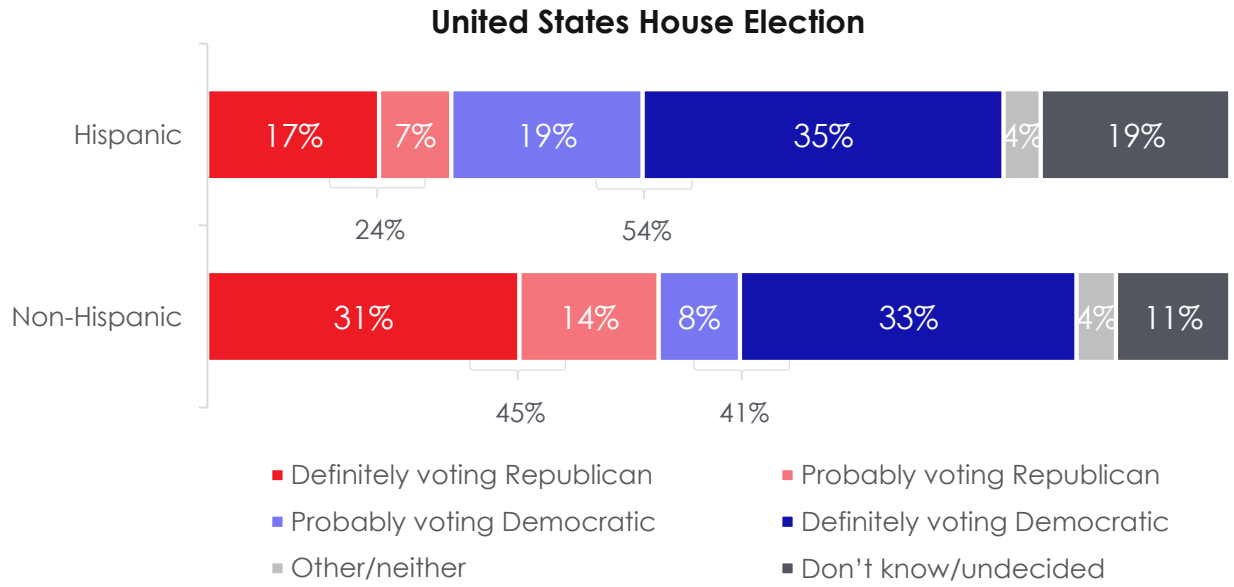
IMPACT OF KAMALA HARRIS TOP TWO BOX: 29% HISPANICS, 26% NON-HISPANICS MORE LIKELY TO VOTE FOR BIDEN

Joe Biden recently selected Kamala Harris to be his Vice Presidential running mate. Does the selection of Harris make you more or less likely to vote for Joe Biden for President?



HOUSE ELECTION PARTY VOTING INTENT TOP TWO BOX:
-HISPANICS 54% DEMOCRATIC, 24% REPUBLICAN
-NON-HISPANICS 41% DEMOCRATIC, 45% REPUBLICAN
-19% HISPANICS, 11% NON-HISPANICS DON'T KNOW/UNDECIDED

If the election for the United States House of Representatives were held today, which party's candidate would you vote for?

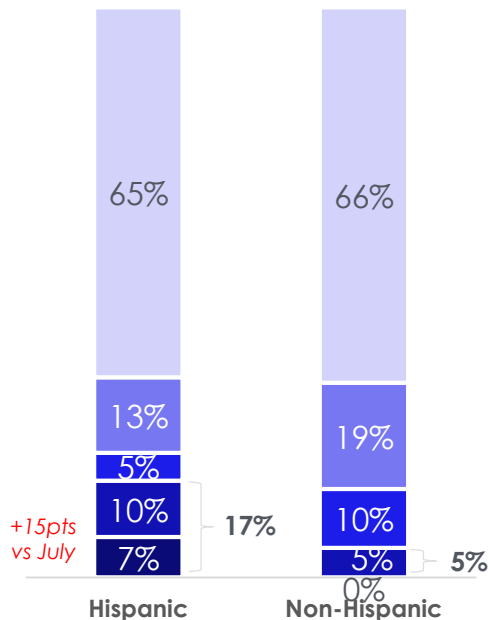


LIKELIHOOD TO VOTE FOR OTHER PARTY TOP TWO BOX:

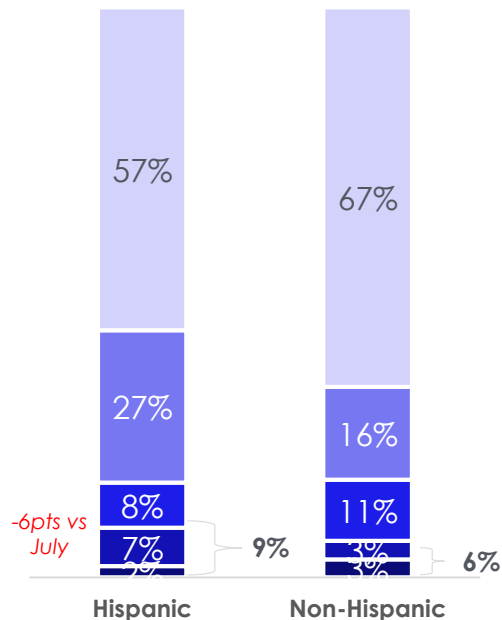
-AMONG REGISTERED REPUBLICANS: 17% HISPANICS, 5% NON-HISPANICS LIKELY TO VOTE FOR DEM CANDIDATE

-AMONG REGISTERED DEMOCRATS: 9% HISPANICS, 6% NON-HISPANICS LIKELY TO VOTE FOR REPUBLICAN CANDIDATE

Likelihood to Vote for Democratic Candidate
Among Republican Voters



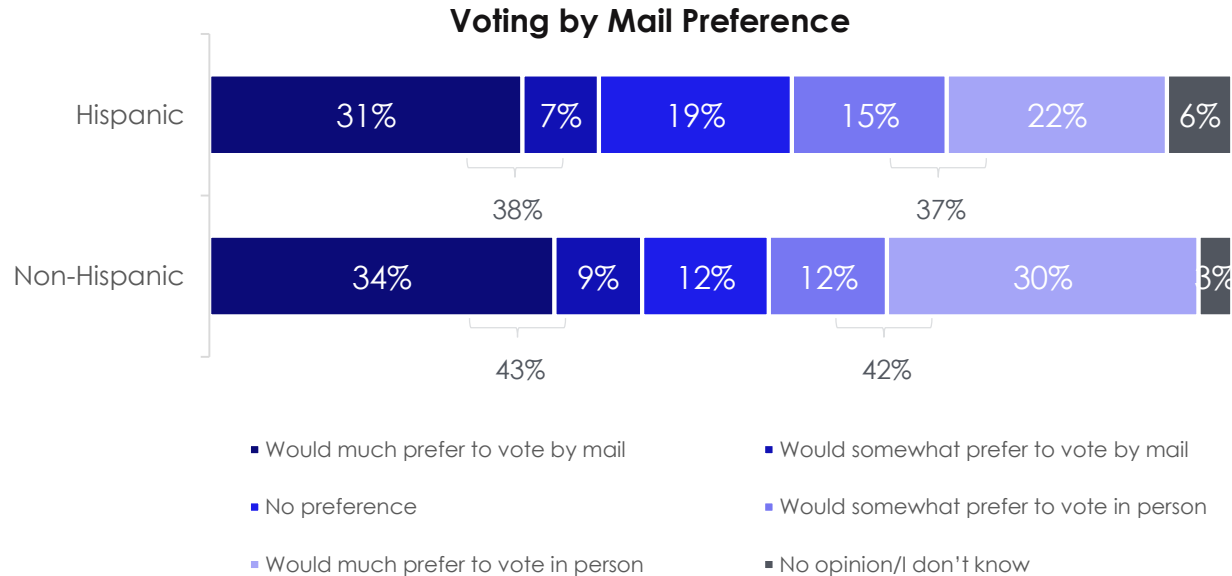
Likelihood to Vote for Republican Candidate
Among Democratic Voters



- Very unlikely
- Somewhat unlikely
- Neither likely nor unlikely
- Somewhat likely
- Very likely

VOTERS ARE DIVIDED: -ABOUT 40% RESPONDENTS MUCH/SOMEWHAT PREFER TO VOTE BY MAIL IN 2020 PRESIDENTIAL ELECTION; EQUAL % MUCH/SOMEWHAT PREFER TO VOTE IN PERSON

Would you prefer to vote by mail, if it is available, or in person in the 2020 Presidential Election?



-ABOUT 60% RESPONDENTS AGREE VOTING BY MAIL EASIER TO DO THAN VOTING IN PERSON

ABOUT 50% RESPONDENTS AGREE:

-I FEEL COMFORTABLE VOTING BY MAIL (HIGHER AMONG NON-HISPANICS)

-VOTING BY MAIL INCREASES CHANCE VOTE WILL NOT BE COUNTED, AND IS MORE PRONE TO ABUSE AND FRAUD

-YOU SHOULD HAVE TO REQUEST A MAIL-IN BALLOT IN ORDER TO BE ABLE TO VOTE BY MAIL

-ABOUT 40% OF RESPONDENTS AGREE STATE AND LOCAL GOVTS SHOULD MAIL BALLOTS TO EVERYONE ON VOTER LIST EVEN IF THEY AREN'T REQUESTED

-RESPONDENTS DISAGREE STATE AND LOCAL GOVTS SHOULD MAIL BALLOTS TO EVERYONE ON VOTER LIST EVEN IF SOME ADDRESSES ARE NOT UP TO DATE OR PEOPLE NO LONGER LIVE IN JURISDICTION COVERED BY VOTER LIST

How much do you agree or disagree with each of the following statements? [Mail-In Voting]

Statement	Hispanic		Non-Hispanic	
	Agree	Disagree	Agree	Disagree
Voting by mail is easier to do than voting in person	56%	14%	61%	15%
I feel comfortable voting by mail	49%	26%	57%	29%
Voting by mail increases the chance that my vote will not be counted	45%	23%	49%	30%
Voting by mail is more prone to abuse and fraud than voting in person	45%	26%	47%	34%
You should have to request a mail-in ballot from your state or local government in order to be able to vote by mail.	44%	21%	52%	25%
My State and local governments should mail ballots to everyone on the voter list even if they aren't requested.	39%	31%	37%	43%
My State and local governments should mail ballots to everyone on the voter list even if some of the addresses are not up to date or some of the people on the list no longer live in the jurisdiction covered by the voter list.	25%	40%	25%	52%

5 pt Scale: Agree = 4,5, Disagree = 1,2, Neutral = 3 (not reported), No opinion = 0 (Not reported)

Agree and Disagree above will not sum to 100%

Among registered voters 18+

Source: Univision political tracker in collaboration with Media Predict as of September 2020



NET FAV/JOB APPROVAL

NET FAV:

**-AMONG HISPANICS: BLACK LIVES MATTER, SISOLAK, DEMOCRATIC PARTY HIGHEST;
TRUMP LOWEST**

-AMONG NON-HISPANICS: SISOLAK, PENCE, REPUBLICAN PARTY HIGHEST; PELOSI LOWEST

For each candidate listed below, please indicate if you have a favorable or unfavorable opinion of them.

	Hispanic	Non-Hispanic
	<small>Sept 2020</small>	<small>Sept 2020</small>
Black Lives Matter	31%	-4%
Steve Sisolak	27%	12%
The Democratic Party	20%	-8%
Joe Biden	19%	-2%
Kamala Harris	10%	-2%
Nancy Pelosi	-1%	-25%
Chuck Schumer	-5%	-19%
Mitch McConnell	-21%	-22%
The Republican Party	-24%	2%
Mike Pence	-25%	5%
Donald Trump	-32%	0%

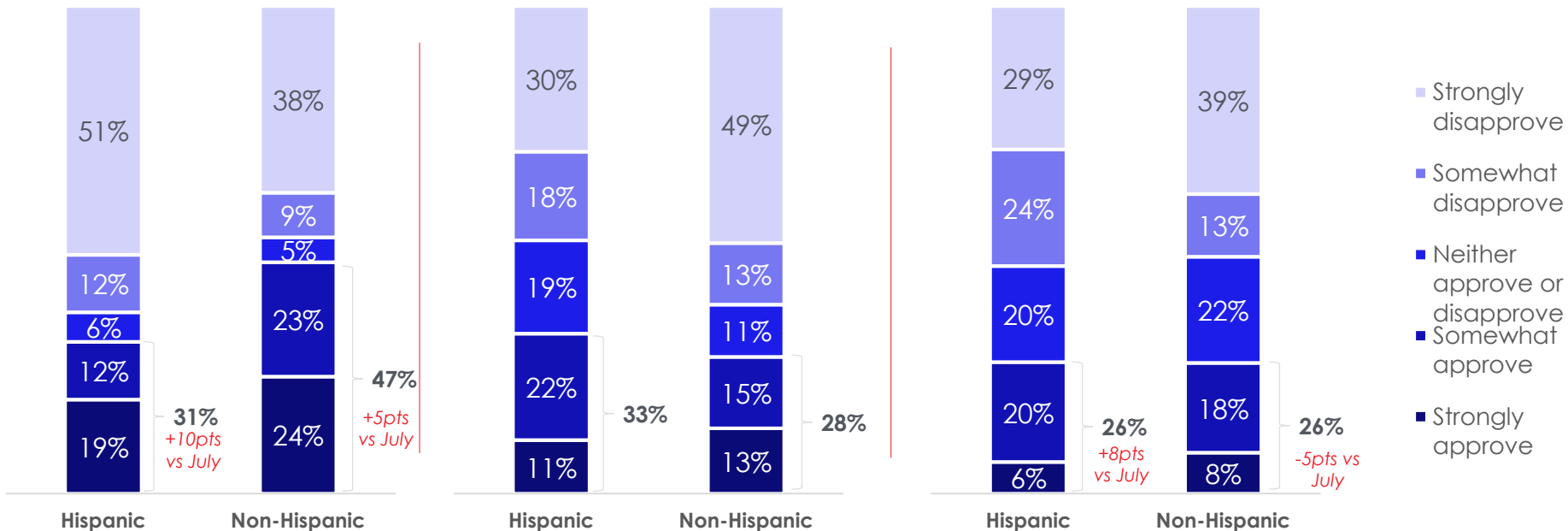


JOB APPROVAL TOP TWO BOX: TRUMP: HISPANICS 31%, NON-HISPANICS 47% PELOSI: HISPANICS 33%, NON-HISPANICS 28% MCCONNELL: 26% ALL RESPONDENTS

Donald Trump Job Approval

Nancy Pelosi Job Approval

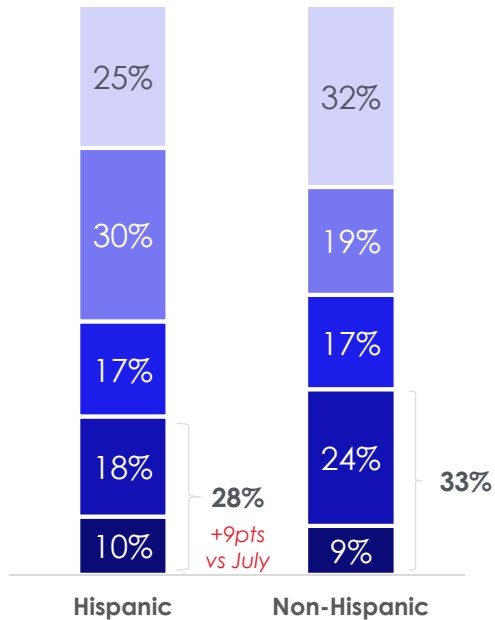
Mitch McConnell Job Approval



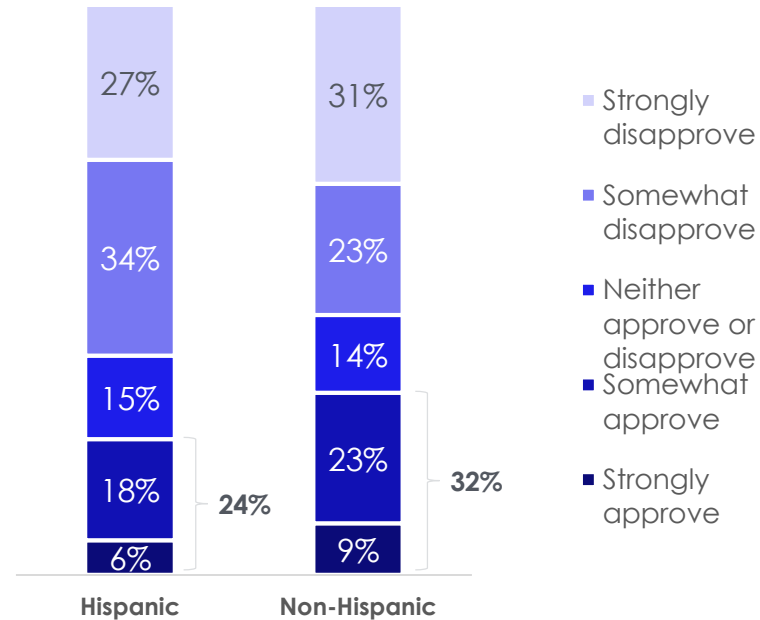
Among registered voters 18+
 Source: Univision political tracker in collaboration with Media Predict as of September 2020

**JOB APPROVAL TOP TWO BOX:
HOUSE: 28% HISPANICS, 33% NON-HISPANICS
SENATE: 24% HISPANICS, 32% NON-HISPANICS**

**U.S. House of Representatives
Job Approval**

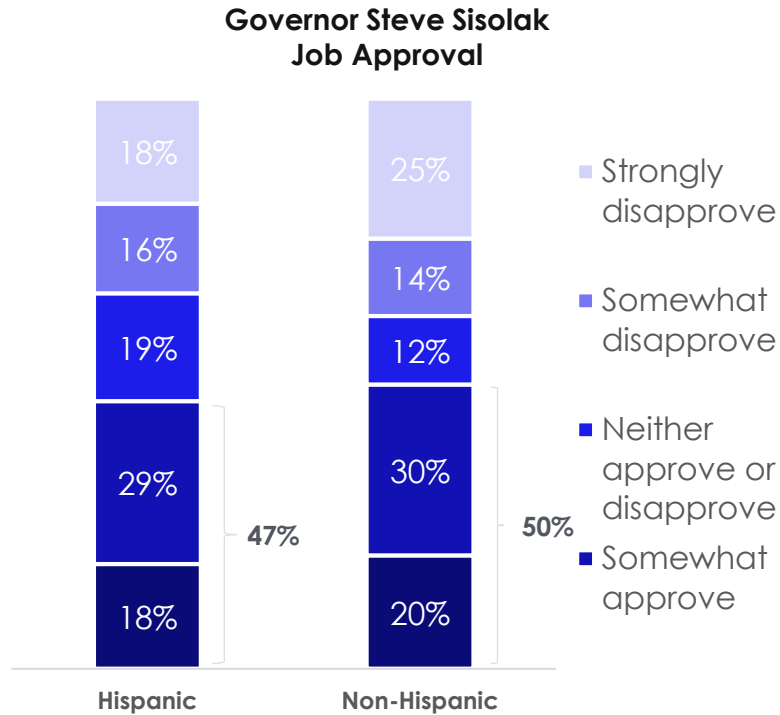


U.S. Senate Job Approval



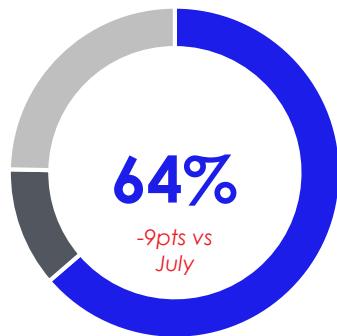
- Strongly disapprove
- Somewhat disapprove
- Neither approve or disapprove
- Somewhat approve
- Strongly approve

JOB APPROVAL TOP TWO BOX: SISOLAK: 47% HISPANICS, 50% NON-HISPANICS

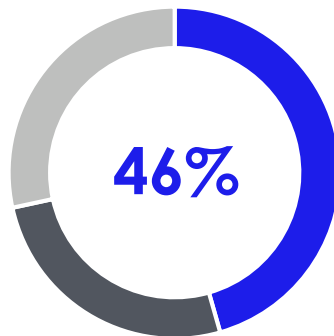


64% HISPANICS, 46% NON-HISPANICS DON'T SUPPORT TRUMP'S POLICIES OR LEADERSHIP STYLE

Trump Policy and Style Opinion



Hispanics



Non-Hispanics

- I don't support Donald Trump's policies or leadership style
- I support Donald Trump's policies but dislike his leadership style
- I support Donald Trump's policies and like his leadership style

THE ISSUES

TOP ISSUES AMONG HISPANICS: HEALTHCARE, ECONOMY/JOB, IMPACT OF CORNAVIRUS ON THE ECONOMY, EDUCATION

-HEALTHCARE, EDUCATION, POLICE REFORM OF GREATER IMPORTANCE TO HISPANICS

How important are each of the following issues to you?

Issue Importance TopBox

	Hispanic (Top Box)	Non-Hispanic (Top Box)		Hispanic (Top Box)	Non-Hispanic (Top Box)
Healthcare	75%	65%	Gun control	48%	41%
Economy / Jobs	66%	66%	Entitlements / social services reform (Medicare, Welfare, etc.)	47%	46%
Impact of the coronavirus on the economy	65%	64%	Crime and public safety	46%	61%
Education	65%	53%	Second amendment rights	44%	38%
Social Security / Medicare	63%	60%	The National Debt	43%	43%
Coronavirus / COVID - 19	60%	64%	Taxes	40%	47%
Cost of Living	56%	59%	Social issues like abortion or LGBTQ rights	38%	29%
Police Reform	52%	32%	Immigration reform	37%	36%
Race Relations	50%	43%	Foreign Policy/International Trade	34%	31%
Climate Change	49%	43%	Infrastructure investment	31%	34%
National security / Terrorism	49%	55%	Border security	26%	44%
Military / Veterans	48%	50%			

-KEY ISSUES FOR LIKELY TRUMP VOTERS: ECONOMY/JOB, HEALTHCARE, NATIONAL SECURITY/TERRORISM, IMPACT OF CORONAVIRUS ON ECONOMY
-KEY ISSUES FOR LIKELY BIDEN VOTERS: HEALTHCARE, CORONAVIRUS, IMPACT OF CORONAVIRUS ON ECONOMY, EDUCATION

Top 10 issues among definitely/probably <u>Trump</u> voters	% Hispanic Top Box
Economy/Jobs	70%
Healthcare	69%
National Security/Terrorism	66%
Impact of Coronavirus on Economy	66%
Education	65%
Social Security/Medicare	62%
Military/Veterans	61%
Second Amendment Rights	60%
Crime and Public Safety	60%
The National Debt	59%

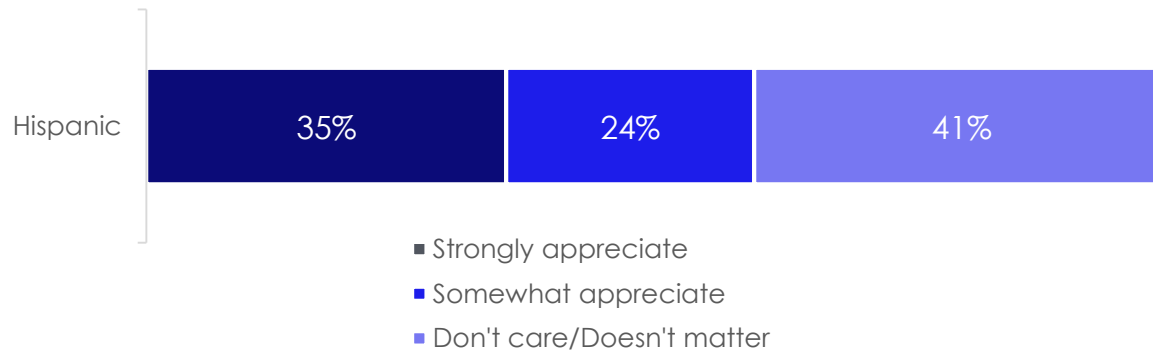
Top 10 issues among definitely/probably <u>Biden</u> voters	% Hispanic Top Box
Healthcare	80%
Coronavirus/COVID-19	71%
Impact of Coronavirus on Economy	69%
Education	69%
Social Security/Medicare	65%
Economy/Jobs	65%
Police Reform	61%
Race Relations	60%
Climate Change	58%
Cost of Living	56%

THE IMPORTANCE OF SPANISH LANGUAGE

ABOUT 60% OF HISPANICS STRONGLY/SOMEWHAT APPRECIATE CANDIDATES WHO ADVERTISE IN SPANISH

When you follow a political campaign for President, Congress, Senate or Governor, do you appreciate when candidates advertise in Spanish in trying to win your vote?

Spanish Language Campaigns



COMMUNICATING IN SPANISH: -59% OF HISPANICS AGREE POLITICAL PARTIES/CANDIDATES WHO ADVERTISE IN SPANISH WANT THEIR VOTE -50% AGREE IT SHOWS THEM CANDIDATES ARE TRULY INTERESTED IN HISPANICS AND THEIR COMMUNITY

How much do you agree or disagree with each of the following statements? *[Spanish Language Campaigns]*

Statement	Hispanic	
	Agree	Disagree
Political parties and candidates who advertise in Spanish are showing me they want my vote.	59%	9%
When a political party or candidate communicates with me in Spanish, it suggests that they are truly interested in Hispanics and our community.	50%	15%

5 pt Scale: Agree = 4,5, Disagree = 1,2, Neutral = 3 (not reported), No opinion = 0 (Not reported)

Agree and Disagree above will not sum to 100%

Among registered voters 18+

Source: Univision political tracker in collaboration with Media Predict as of September 2020



CORONAVIRUS

- HANDLING APPROVAL**
- EFFECTS ON JOBS**
- SCHOOL REOPENING**

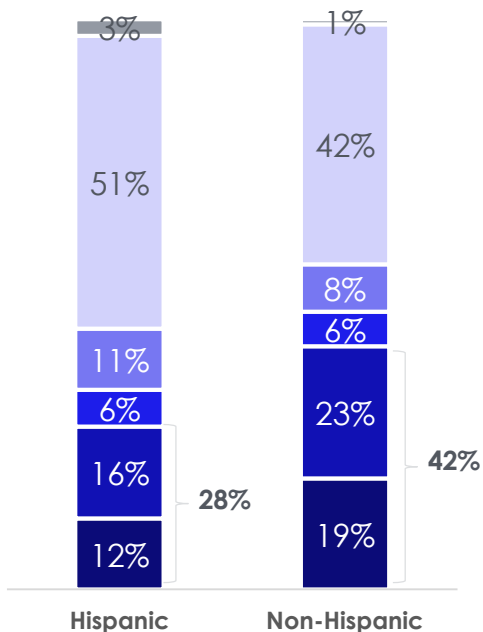
APPROVE TRUMP HANDLING OF CORONAVIRUS TOP TWO BOX:

-HISPANICS 28%, NON-HISPANICS 42%

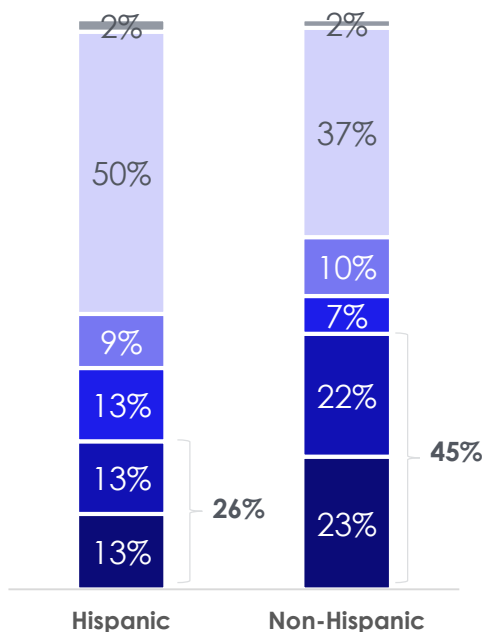
APPROVE TRUMP HANDLING ECONOMIC IMPACT OF CORONAVIRUS TOP TWO BOX:

-HISPANICS 26%, NON-HISPANICS 45%

Trump Handling of Coronavirus



Trump Handling of Economic Impact of Coronavirus



- I don't know/No opinion
- Strongly disapprove
- Somewhat disapprove
- Neither approve nor disapprove
- Somewhat approve
- Strongly approve

Among registered voters 18+
Source: Univision political tracker in collaboration with Media Predict as of September 2020

APPROVE CONGRESS HANDLING OF CORONAVIRUS TOP TWO BOX:

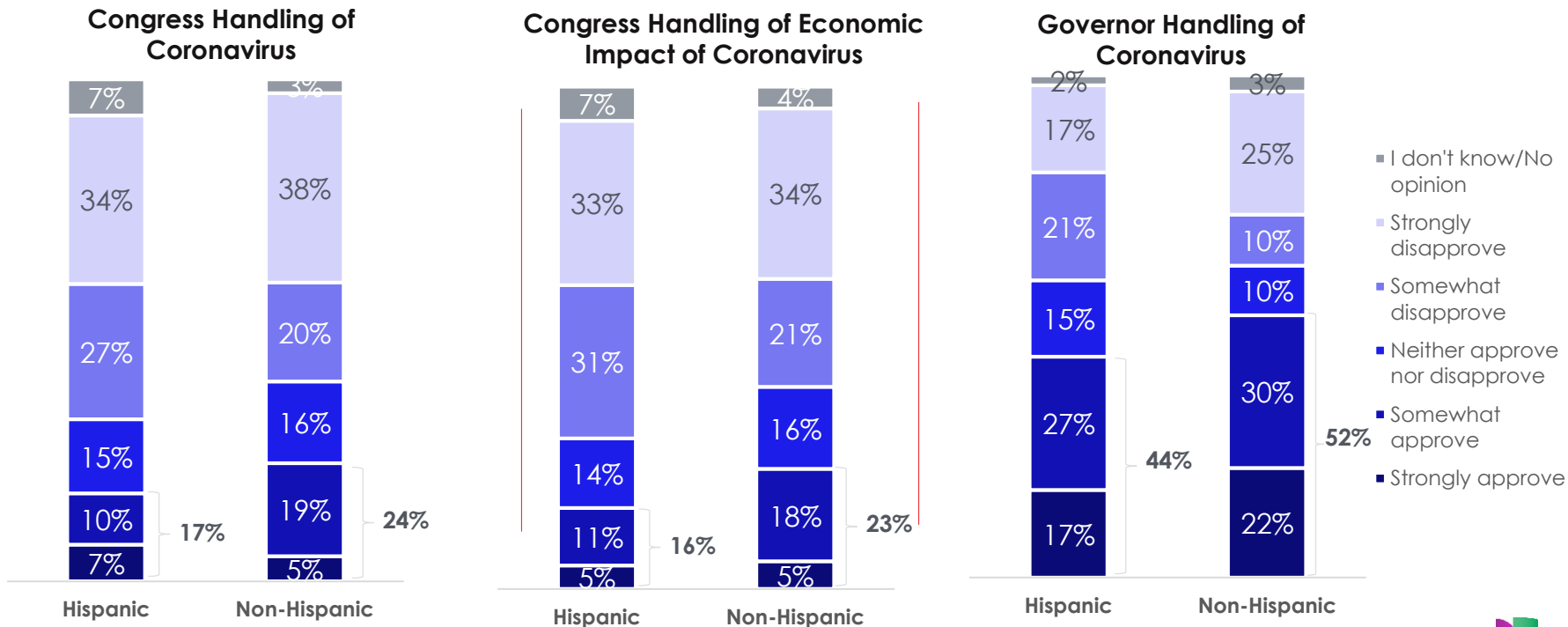
-HISPANICS 17%, NON-HISPANICS 24%

APPROVE CONGRESS HANDLING OF ECONOMIC IMPACT CORONAVIRUS TOP TWO BOX:

HISPANICS 16%, NON-HISPANICS 23%

APPROVE GOVERNOR HANDLING OF CORONAVIRUS TOP TWO BOX:

-HISPANICS 44%, NON-HISPANICS 52%



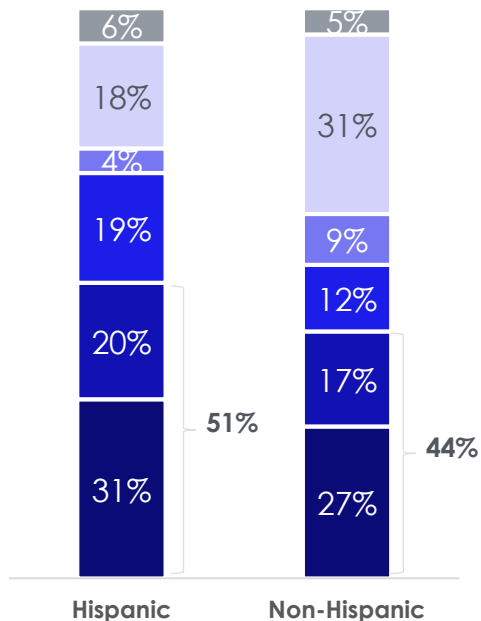
BIDEN HANDLING OF CORONAVIRUS WOULD BE BETTER TOP TWO BOX:

-HISPANICS 51%, NON-HISPANICS 44%

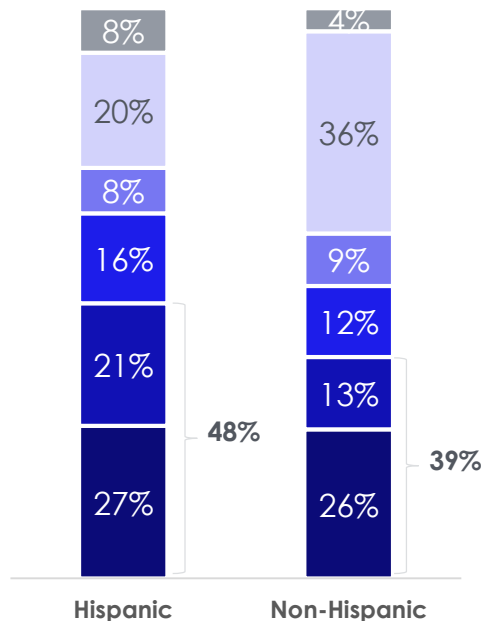
BIDEN HANDLING OF ECONOMIC IMPACT OF CORONAVIRUS WOULD BE BETTER TOP TWO BOX:

-HISPANICS 48%, NON-HISPANICS 39%

Biden Handling of Coronavirus – Better or Worse



Biden Handling of Economic Impact of Coronavirus – Better or Worse



- I don't know/No opinion
- Much worse
- Somewhat worse
- Neither better nor worse
- Somewhat better
- Much better

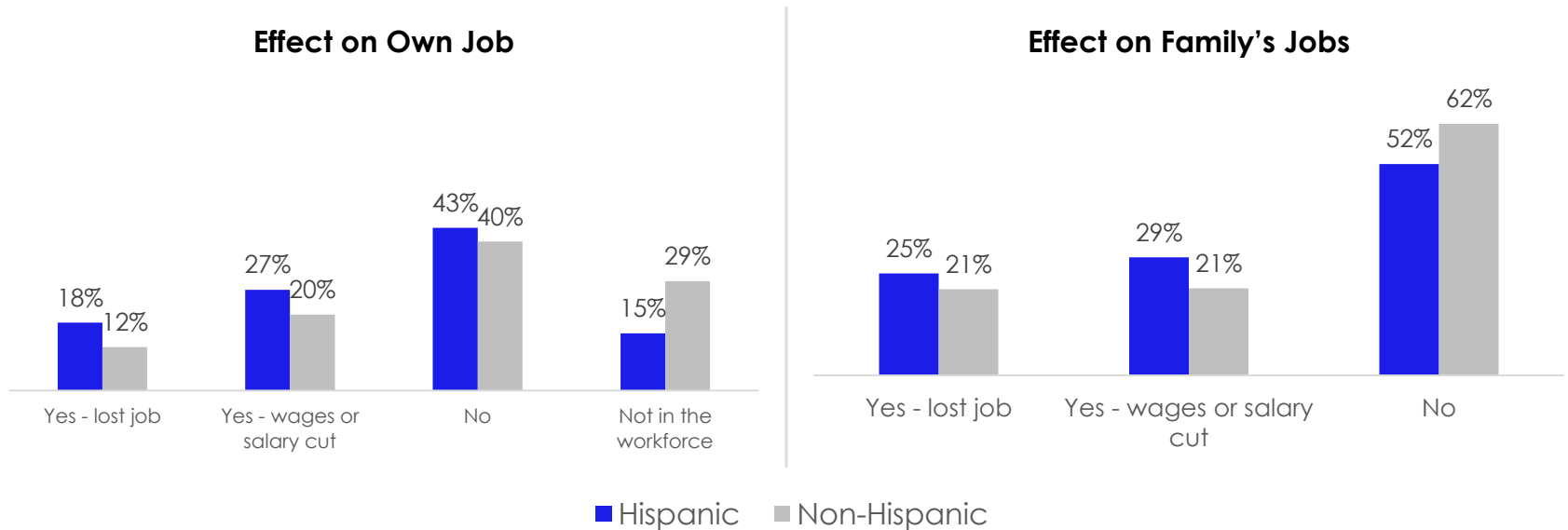
CORONAVIRUS EFFECT ON JOB:

-HIGHER % OF HISPANICS LOST THEIR JOB AND HAVE SEEN WAGES/SALARY CUT THAN NON-HISPANICS

-HIGHER % OF HISPANICS HAVE SEEN SOMEONE IN FAMILY LOSE THEIR JOB OR HAD WAGES/SALARY CUTS THAN NON-HISPANICS

Have you lost your job or have your wages or salary been cut because of the coronavirus?

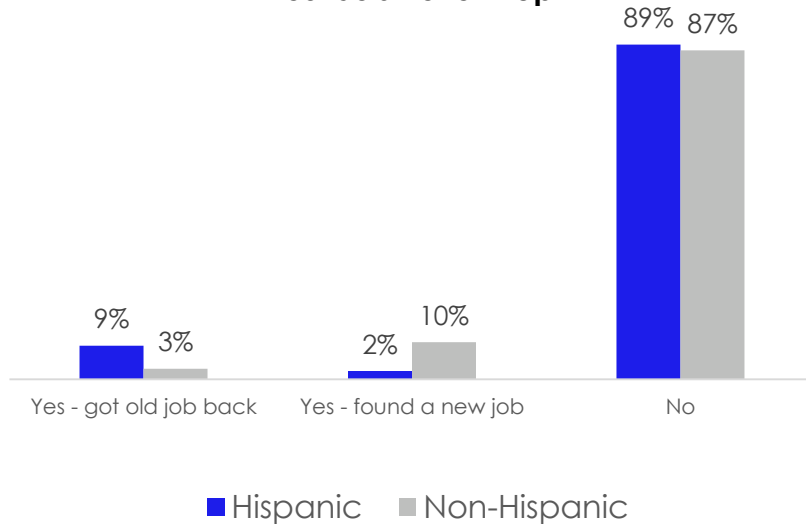
Besides you, has anyone in your family lost their job or have your wages or salary been cut because of the coronavirus?



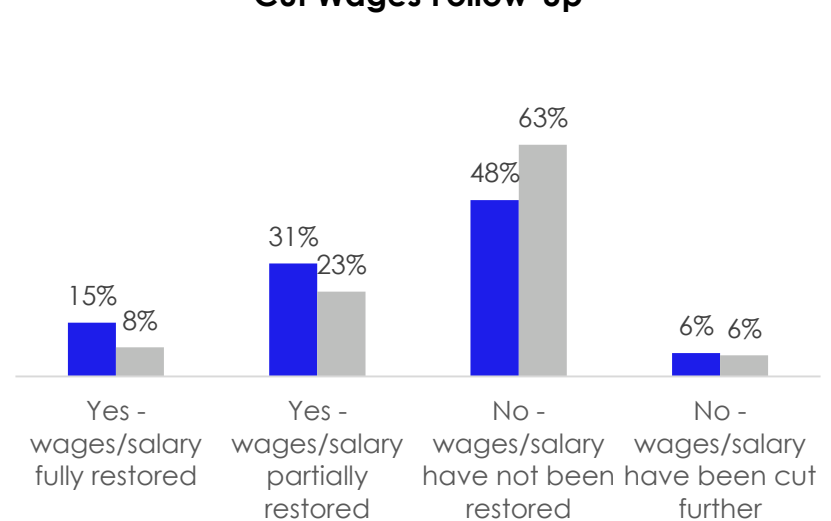
**AMONG THOSE WHO LOST JOB:
ALMOST 90% HAVE NOT GOTTEN JOB BACK OR FOUND A NEW ONE
AMONG THOSE WHO HAD WAGES CUT:
MORE THAN HALF OF RESPONDENTS HAVE NOT HAD WAGES RESTORED; HISPANICS MORE LIKELY
TO HAVE SEEN WAGES FULLY/PARTIALLY RESTORED**

*You answered that you had lost your job due to the coronavirus, have you since gotten your job back or found a new one?
You answered that you had your wages or salary cut due to the coronavirus, have you since had your wages/salary restored?*

Lost Job Follow-Up

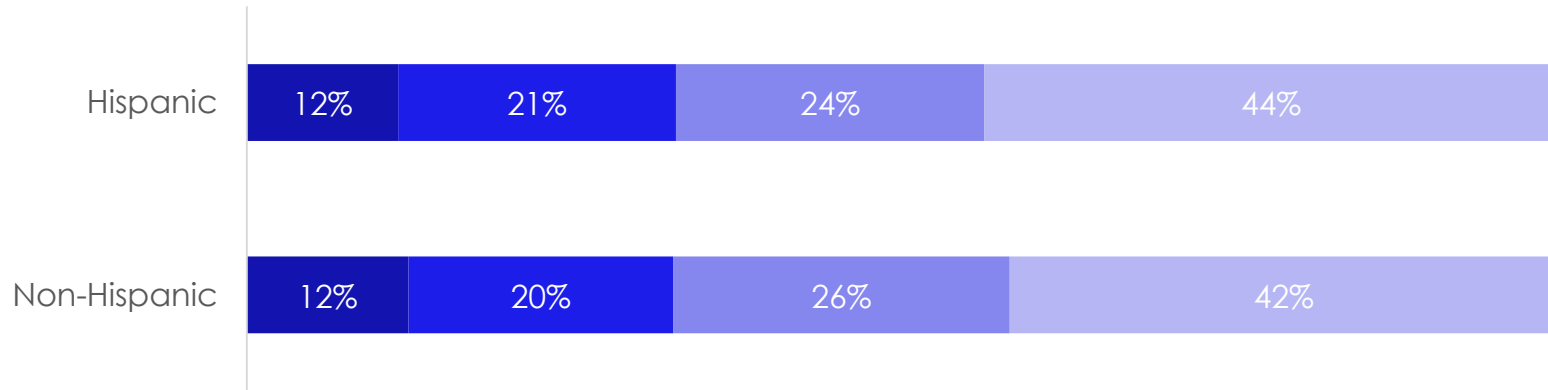


Cut Wages Follow-Up



-OVER 40% RESPONDENTS AGREE THAT SCHOOLS SHOULD NOT PHYSICALLY RE-OPEN THIS FALL, CONTINUE TO DO ONLINE EDUCATION ONLY
-ABOUT 25% RESPONDENTS AGREE WITH “HYBRID” OPTION, SPLIT BETWEEN IN-PERSON AND ONLINE EDUCATION

Which of the following statements do you agree with most?



- Schools should physically open in the fall and operate as they have before the coronavirus
- Schools should physically open in the fall but only with adjustments to protect against the coronavirus
- Schools should open this fall with a “hybrid” option where students split their time between in-person and on-line education (i.e. half the students are physically at school at any time and the other half are on-line)
- Schools should not physically open in the fall and we should continue to do on-line education only

COVID-19/ECONOMY STATEMENTS

-MAJORITY OF RESPONDENTS ARE VERY WORRIED ABOUT WHAT IS HAPPENING TO THE ECONOMY, AND BELIEVE IT WILL GET WORSE IF COVID CASES RISE

HISPANICS GREATER AGREEMENT:

-I HAVE ALREADY CUT BACK MY SPENDING SIGNIFICANTLY IN REACTION TO THE CORONAVIRUS

-THE IMPACT HAS HURT MY PERSONAL ECONOMIC SITUATION SIGNIFICANTLY ALREADY

-I EXPECT THAT THE CORONAVIRUS WILL HURT MY PERSONAL ECONOMIC SITUATION SIGNIFICANTLY

-I EXPECT MY PERSONAL ECONOMIC SITUATION TO GET BETTER IN THE NEXT FEW YEARS

How much do you agree or disagree with each of the following statements? [*Coronavirus crisis and the economy – 1 of 3*]

Statement	Hispanic		Non-Hispanic	
	Agree	Disagree	Agree	Disagree
I believe the economy will get worse if COVID cases rise	74%	11%	74%	9%
I am very worried about what is happening to the economy	74%	13%	77%	10%
I have already cut back my spending significantly in reaction to the coronavirus	69%	11%	58%	20%
The impact of the coronavirus has hurt my personal economic situation significantly already	59%	19%	47%	30%
I expect my personal economic situation to get better in the next few years	57%	9%	46%	18%
I expect that the coronavirus will hurt my personal economic situation significantly	55%	19%	46%	27%
The economic problems caused by the lockdown of the country will hurt more people than the coronavirus	52%	29%	59%	27%

5 pt Scale: Agree = 4,5, Disagree = 1,2, Neutral = 3 (not reported), No opinion = 0 (Not reported)

Agree and Disagree above will not sum to 100%

Among registered voters 18+

Source: Univision political tracker in collaboration with Media Predict as of September 2020



HISPANICS GREATER AGREEMENT:

-THE HEALTH RISK OF THE CORONAVIRUS IS OVERBLOWN

-I AM MORE CONFIDENT ABOUT MY PERSONAL ECONOMIC SITUATION THAN I WAS IN THE FIRST FEW MONTHS OF THE PANDEMIC

-I AM WORRIED ABOUT MAKING MORTGAGE/RENT, AND OTHER PAYMENTS LIKE PHONE, CREDIT CARD OVER THE NEXT FEW MONTHS

ABOUT 40% OF RESPONDENTS:

-ARE MORE WORRIED ABOUT THE ECONOMY THAN ABOUT THE CORONAVIRUS

-BELIEVE THE ECONOMY WILL BOUNCE BACK AS SOON AS THE RESTRICTIONS RELATED TO CORONAVIRUS ARE LIFTED

-ARE CONFIDENT THAT SOCIAL SECURITY AND MEDICARE BENEFITS WILL BE AVAILABLE TO ME WHEN I RETIRE

How much do you agree or disagree with each of the following statements? [Coronavirus crisis and the economy – 2 of 3]

Statement	Hispanic		Non-Hispanic	
	Agree	Disagree	Agree	Disagree
The health risk of the coronavirus is overblown	51%	36%	30%	58%
I am more confident about my personal economic situation than I was in the first few months of the coronavirus pandemic	46%	29%	34%	29%
I am worried about making other payments, like phone, credit card, and car payments, over the next few months	46%	28%	37%	44%
I am worried about making my mortgage/rent payment over the next few months	45%	31%	31%	47%
I am more worried about the economy than I am about the coronavirus	44%	27%	49%	33%
I believe that the economy will bounce back as soon as the restrictions related to coronavirus are lifted	43%	34%	46%	39%
I am confident that Social Security and Medicare benefits will be available to me when I retire, similarly to current retirees	42%	32%	40%	35%

5 pt Scale: Agree = 4,5, Disagree = 1,2, Neutral = 3 (not reported), No opinion = 0 (Not reported)

Agree and Disagree above will not sum to 100%

Among registered voters 18+

Source: Univision political tracker in collaboration with Media Predict as of September 2020



-HISPANICS GREATER AGREEMENT: I BELIEVE MY WAGES/SALARY WILL BE CUT SOMETIME IN THE NEXT FEW MONTHS

-ABOUT 35% RESPONDENTS AGREE I EXPECT THAT MY INCOME WILL RETURN TO PRE-CORONAVIRUS LEVELS ONCE THE ECONOMY REOPENS; I EXPECT MY SPENDING WILL RETURN TO PRE-CORONAVIRUS LEVELS ONCE THE ECONOMY REOPENS

RESPONDENTS DISAGREE:

-I HAVE STARTED TO SPEND MORE THAN I WAS SPENDING IN FIRST FEW MONTHS OF PANDEMIC

-I BELIEVE I WILL LOSE MY JOB SOMETIME IN THE NEXT FEW MONTHS

How much do you agree or disagree with each of the following statements? [Coronavirus crisis and the economy – 3 of 3]

Statement	Hispanic		Non-Hispanic	
	Agree	Disagree	Agree	Disagree
I believe that my wages/salary will be cut sometime in the next few months	40%	23%	26%	39%
I have started to spend more than I was spending in the first few months of the coronavirus pandemic	39%	40%	32%	46%
I expect that my income will return to pre-coronavirus levels once the economy reopens	34%	28%	36%	20%
I expect that my spending will return to pre-coronavirus levels once the economy reopens	34%	34%	37%	26%
I believe that I will lose my job sometime in the next few months	34%	38%	16%	43%

5 pt Scale: Agree = 4,5, Disagree = 1,2, Neutral = 3 (not reported), No opinion = 0 (Not reported)

Agree and Disagree above will not sum to 100%

Among registered voters 18+

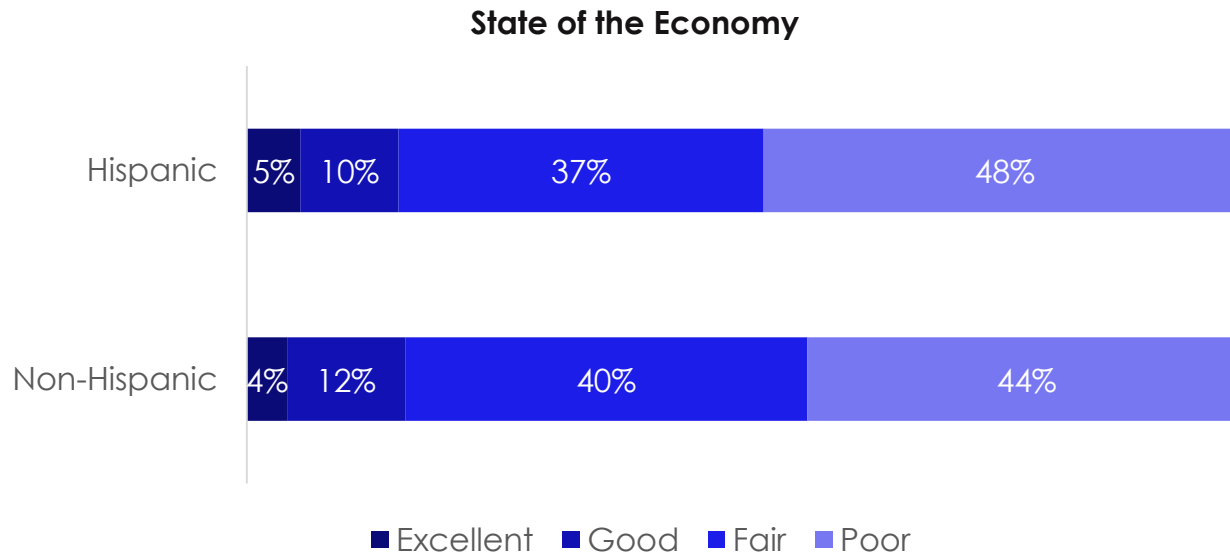
Source: Univision political tracker in collaboration with Media Predict as of September 2020



THE ECONOMY

5% OF HISPANICS, 4% NON-HISPANICS RATE THE ECONOMY AS EXCELLENT; 48% HISPANICS, 44% NON-HISPANICS RATE IT AS POOR

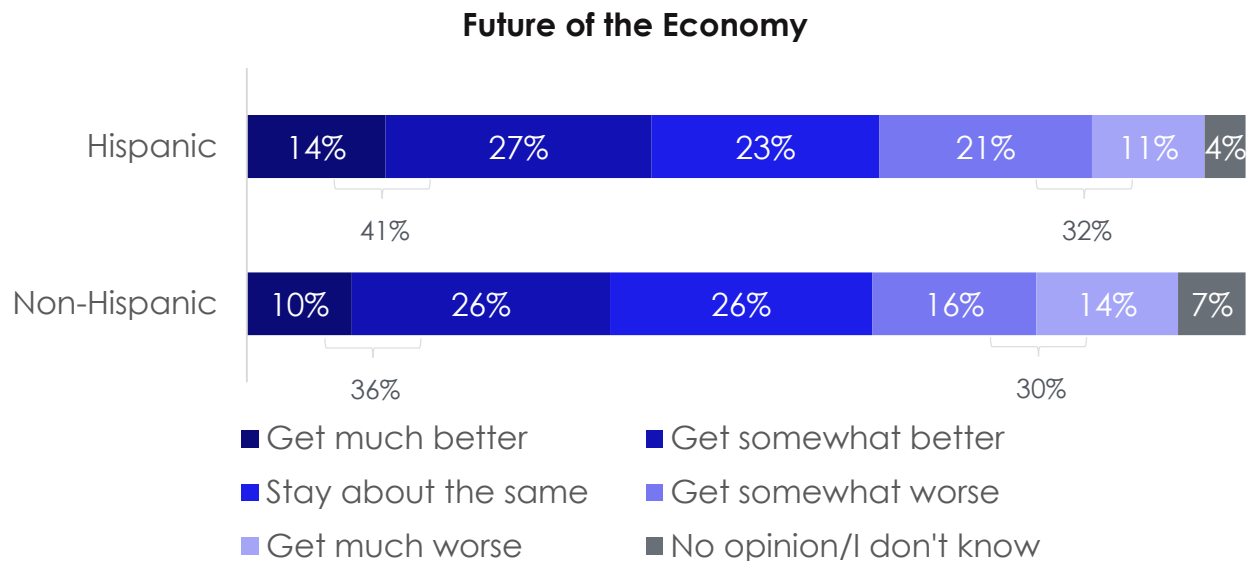
How would you rate the economy of the United States right now?



HOW WILL THE ECONOMY BE OVER NEXT FEW MONTHS?

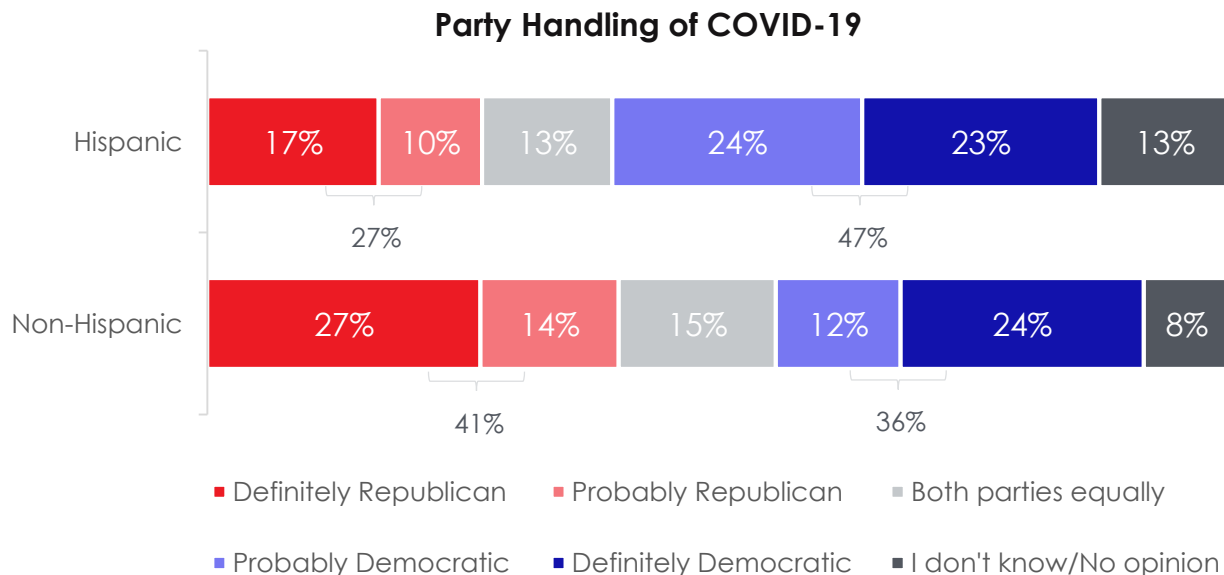
-MUCH/SOMEWHAT BETTER: HISPANIC 41%, NON-HISPANIC 36%
-MUCH/SOMEWHAT WORSE: HISPANIC 32%, NON-HISPANIC 30%

Thinking ahead to a few months from now... Do you believe the economy will get better, get worse, or stay about the same as it is now?



PARTY BETTER ABLE TO HANDLE ECONOMIC IMPACT OF THE VIRUS TOP TWO BOX:
-HISPANICS: DEMOCRATIC 47%, REPUBLICAN 27%
-NON-HISPANICS: DEMOCRATIC 36%, REPUBLICAN 41%

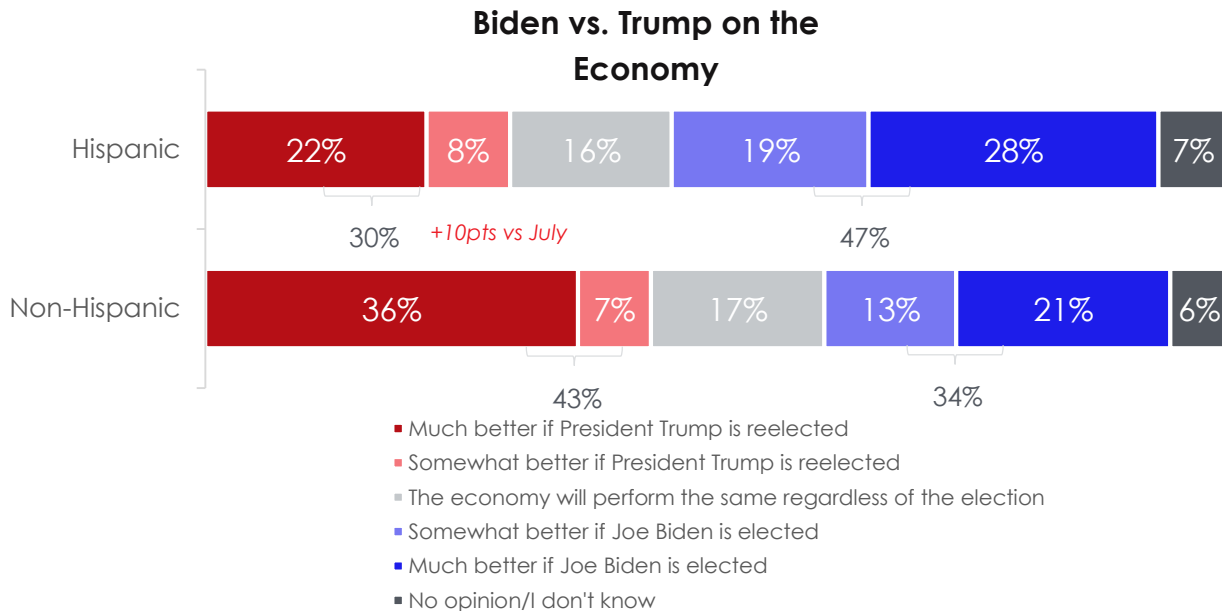
Which party is better able to handle the economic impact of the coronavirus?



ECONOMY WILL DO BETTER TOP TWO BOX:

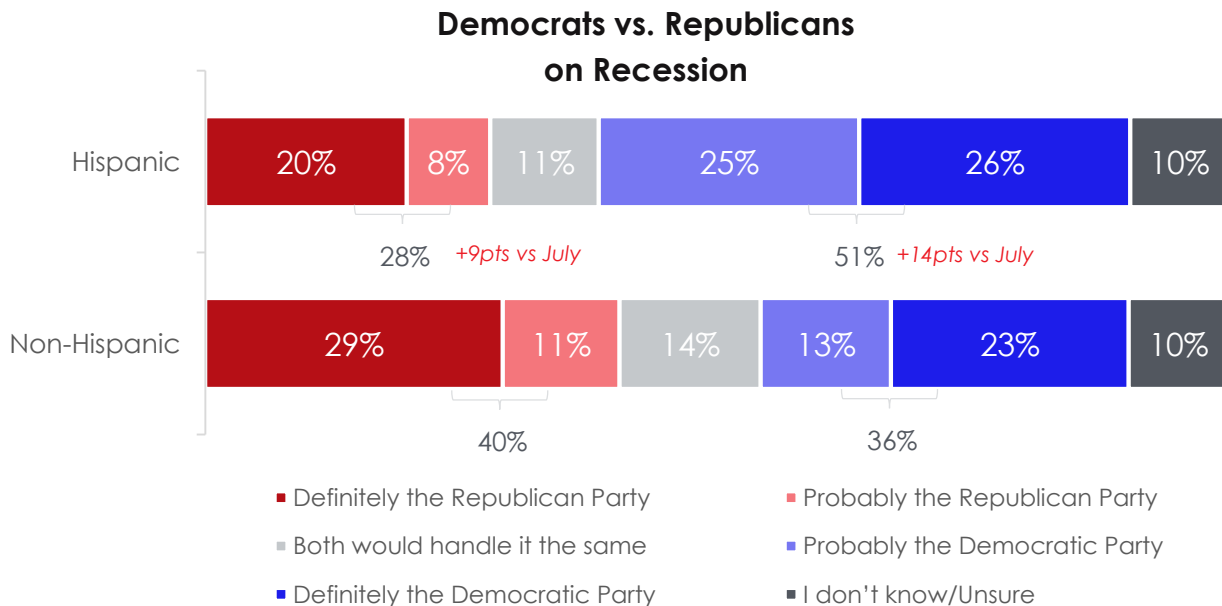
- IF BIDEN ELECTED: HISPANICS 47%, NON-HISPANICS 34%
- IF TRUMP RE-ELECTED: HISPANICS 30%, NON-HISPANICS 43%

Will the economy do better if President Trump is reelected or if Joe Biden is elected president?



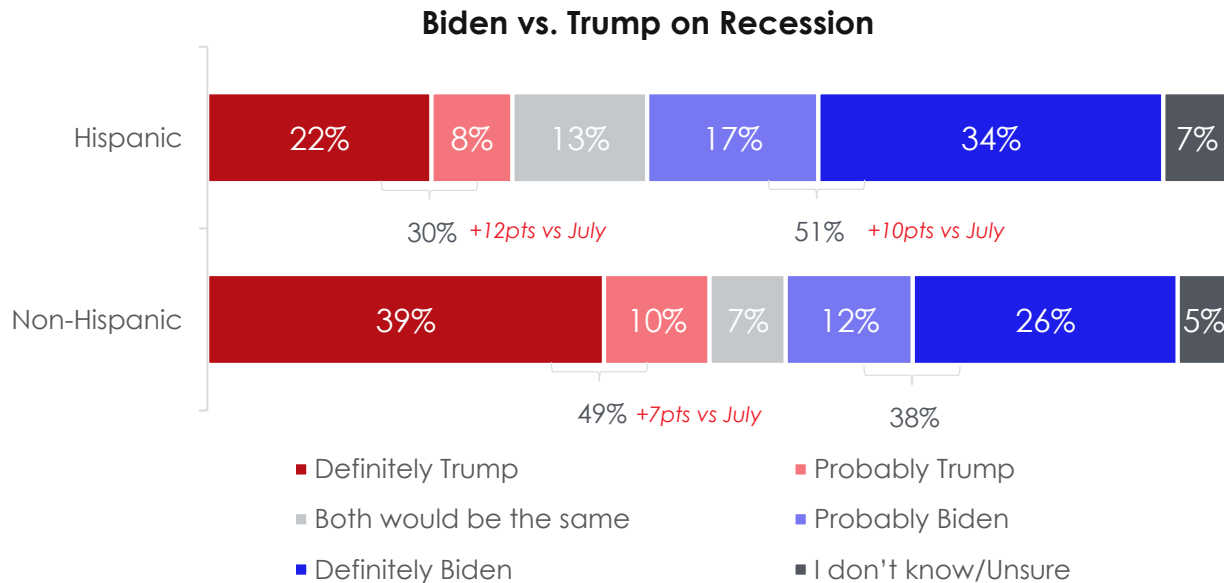
**PRESIDENTIAL CANDIDATE BEST ABLE TO HANDLE AN ECONOMIC RECESSION TOP TWO BOX:
 -BIDEN: HISPANICS 51%, NON-HISPANICS 36%
 -TRUMP: HISPANICS 28%, NON-HISPANICS 40%**

Which political party would best be able to handle an economic recession, the Republican Party or the Democratic Party?



POLITICAL PARTY BEST ABLE TO HANDLE AN ECONOMIC RECESSION TOP TWO BOX: -REPUBLICAN: HISPANICS 30%, NON-HISPANICS 49% -DEMOCRATIC: HISPANICS 51%, NON-HISPANICS 38%

Which presidential candidate would best be able to handle an economic recession, President Donald Trump or Joe Biden?



HEALTHCARE

HISPANICS RANK IMPROVING ACCESS TO HEALTH CARE AS TOP PRIORITY, SIGNIFICANTLY HIGHER THAN NON-HISPANICS

BRINGING DOWN PRICE OF HEALTH INSURANCE DEDUCTIBLES, COPAYS AND PREMIUMS SECOND MOST IMPORTANT FOR HISPANICS

Other than the ongoing Coronavirus issues, which TWO of the following do you believe should be the top priorities when it comes to our nation's health care system...

Please rank the two top priorities when it comes to our nation's health care system, with 1 being the most important, and 2 being the 2nd most important.

Statement	Hispanic		Non-Hispanic	
	Selected	Rank Index	Selected	Rank Index
Improving access to health care	55%	143	41%	106
Bringing down the price of health insurance deductibles, copays and premiums	55%	139	62%	171
Lowering the price of prescription drugs	40%	95	56%	126
Ensuring that the latest drugs and treatments are available to patients	25%	62	25%	59
Dealing with the opioid/painkiller addiction epidemic	24%	61	16%	38

*The rank index is calculated by combining both how often each statement was chosen, and the ranking of each respondent's top 2 statements

MAJORITY OF RESPONDENTS AGREE:

-DRUG ABUSE IS A SERIOUS PUBLIC HEALTH ISSUE

-PEOPLE SHOULD BE REQUIRED TO WEAR FACEMASKS AND MAINTAIN SOCIAL DISTANCING UNTIL THREAT FROM CORONAVIRUS IS GONE

-ABOUT 60% OF RESPONDENTS AGREE BEST WAY TO ADDRESS HEALTHCARE ISSUES IS TO IMPROVE CURRENT SYSTEM; GOVT FUNDED HEALTH INSURANCE SHOULD BE AVAILABLE TO EVERYONE IN U.S. (HIGHER AMONG HISPANICS)

-HISPANICS LESS LIKELY TO BE GENERALLY SATISFIED WITH HEALTHCARE COVERAGE

-HISPANICS AGREE, NON-HISPANICS DISAGREE GOVT SHOULD ELIMINATE ALL PRIVATE HEALTH INSURANCE AND REPLACE IT WITH A GOVT RUN PROGRAM LIKE MEDICARE

How much do you agree or disagree with each of the following statements? [Healthcare - 1 of 2]

Statement	Hispanic		Non-Hispanic	
	Agree	Disagree	Agree	Disagree
Drug abuse is a serious public health issue in the United States.	76%	7%	81%	7%
People should be required to maintain social distancing (i.e., stay at least 6 feet away from other people) until the threat from coronavirus is gone	74%	13%	74%	12%
Government funded health insurance should be available to everyone in the United States.	69%	14%	53%	31%
People should be required to wear facemasks in public until the threat from coronavirus is gone	64%	19%	72%	17%
The best way to address healthcare issues in the United States is to improve the current system, including improving the Affordable Care Act (also known as Obamacare).	57%	16%	56%	22%
I am generally satisfied with my healthcare coverage.	53%	18%	67%	16%
Medicare For All (that includes the elimination of all private health insurance) would not negatively impact the quality or availability of healthcare services in the United States.	39%	27%	32%	41%
The Government should eliminate all private health insurance and replace it with a Government-run program like Medicare.	37%	29%	27%	49%

5 pt Scale: Agree = 4.5, Disagree = 1.2, Neutral = 3 (not reported), No opinion = 0 (Not reported)

Agree and Disagree above will not sum to 100%

Among registered voters 18+

Source: Univision political tracker in collaboration with Media Predict as of September 2020



- ABOUT ONE THIRD RESPONDENTS AGREE ABORTION SHOULD BE LEGAL ONLY IN FIRST TRIMESTER OF PREGNANCY
 -ABOUT ONE THIRD OF HISPANICS, 40% NON-HISPANICS AGREE MEDICAID AND MEDICARE ARE WORKING WELL NOW
RESPONDENTS DISAGREE:
 -ABORTION SHOULD BE AVAILABLE ANY TIME DURING PREGNANCY; GOVT FUNDS SHOULD BE USED TO PAY FOR ABORTIONS
 -IN ORDER TO PAY FOR UNIVERSAL GOVT FUNDED HEALTH INSURANCE, GOVT SHOULD RAISE MY TAXES

How much do you agree or disagree with each of the following statements? **[Healthcare - 2 of 2]**

Statement	Hispanic		Non-Hispanic	
	Agree	Disagree	Agree	Disagree
Government funds should be used to pay for abortions.	34%	37%	21%	49%
Abortion should be legal only in the first trimester of pregnancy	34%	30%	36%	34%
In order to pay for universal government funded health insurance, the govt should raise my taxes.	34%	36%	24%	53%
Medicaid and Medicare are working well now.	31%	25%	44%	23%
Abortion should be available to a woman at any time during her pregnancy	28%	44%	32%	49%

5 pt Scale: Agree = 4,5, Disagree = 1,2, Neutral = 3 (not reported), No opinion = 0 (Not reported)

Agree and Disagree above will not sum to 100%

Among registered voters 18+

Source: Univision political tracker in collaboration with Media Predict as of September 2020

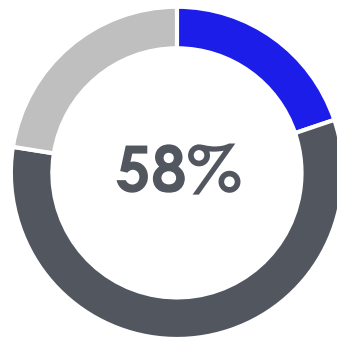


EDUCATION

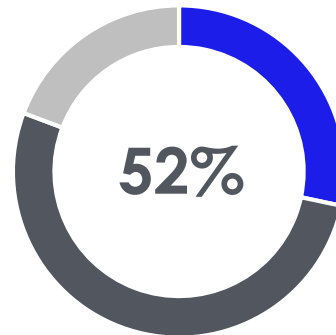
58% HISPANICS, 52% NON-HISPANICS BELIEVE THE COUNTRY'S K-12 PUBLIC SCHOOL SYSTEM NEEDS SIGNIFICANT REFORM

State of the Education System

Do you believe that the country's K-12 public school system is working well as it is, does it need significant reforms, or does it need a complete overhaul?



Hispanics



Non-Hispanics

- It needs a complete overhaul
- It needs significant reform
- It is working well as it is

-ABOUT 50% OF RESPONDENTS AGREE THAT CHARTER SCHOOLS ARE A GOOD WAY TO PROVIDE BETTER EDUCATION OPTIONS FOR PARENTS AND STUDENTS; GIVING PARENTS CHOICE IN SCHOOLS THROUGH EITHER VOUCHERS OF CHARTER SCHOOLS IS THE BEST WAY TO HELP CHILDREN IN DISTRICTS WITH POORLY PERFORMING SCHOOLS

HISPANICS FAR GREATER AGREEMENT:

- THE FEDERAL GOVT SHOULD PAY DOWN STUDENT LOANS FOR MORE PEOPLE WHO BORROWED MONEY TO GO TO COLLEGE
- PUBLIC UNIVERSITIES AND COMMUNITY COLLEGES SHOULD BE FREE TO ATTEND AND PAID FOR BY TAXPAYERS
- GIVING UNDERPERFORMING PUBLIC SCHOOLS MORE MONEY BEST WAY TO HELP THEM IMPROVE
- MORE MONEY NEEDS TO BE SPENT ON PUBLIC SCHOOLS EVEN IF IT MEANS RAISING MY TAXES SIGNIFICANTLY

How much do you agree or disagree with each of the following statements? [Education – 1 of 2]

Statement	Hispanic		Non-Hispanic	
	Agree	Disagree	Agree	Disagree
The federal government should pay down student loans for more people who borrowed money to go to college.	60%	12%	37%	41%
Giving underperforming public schools more money is the best way to help them improve.	58%	20%	37%	38%
Public universities and community colleges should be free to attend and paid for by taxpayers.	58%	20%	36%	43%
Giving parents choices in schools through either vouchers or charter schools is the best way to help children in districts with poorly performing schools.	58%	13%	51%	14%
More money needs to be spent on public schools even if it means raising my taxes significantly	54%	20%	40%	37%
More emphasis should be placed on trade schools.	53%	10%	65%	8%
Charter schools are a good way to provide better education options for parents and students.	50%	17%	53%	16%

5 pt Scale: Agree = 4,5, Disagree = 1,2, Neutral = 3 (not reported), No opinion = 0 (Not reported)

Agree and Disagree above will not sum to 100%

Among registered voters 18+

Source: Univision political tracker in collaboration with Media Predict as of September 2020



HISPANICS GREATER AGREEMENT:**-THE PUBLIC SCHOOLS IN MY NEIGHBORHOOD ARE GOOD****-CHARTER SCHOOLS USE MONEY THAT WOULD BE BETTER SPENT IN TRADITIONAL PUBLIC SCHOOLS****-OVER 40% OF RESPONDENTS DISAGREE THAT A COLLEGE EDUCATION IS THE ONLY WAY TO A GOOD-PAYING JOB***How much do you agree or disagree with each of the following statements? [Education – 2 of 2]*

Statement	Hispanic		Non-Hispanic	
	Agree	Disagree	Agree	Disagree
The public schools in my neighborhood are good.	46%	27%	36%	32%
Charter schools use money that would be better spent in traditional public schools.	40%	25%	30%	28%
A college education is the only way to a good-paying job.	36%	40%	32%	46%

5 pt Scale: Agree = 4,5, Disagree = 1,2, Neutral = 3 (not reported), No opinion = 0 (Not reported)

Agree and Disagree above will not sum to 100%

Among registered voters 18+

Source: Univision political tracker in collaboration with Media Predict as of September 2020



**PUBLIC SAFETY
POLICE REFORM
PROTESTS**

- ABOUT 60% OF RESPONDENTS AGREE: I SUPPORT SECOND AMENDMENT GUN RIGHTS; STRICTER BACKGROUND CHECKS ON THE SALE OF GUNS IS THE BEST WAY TO REDUCE GUN VIOLENCE
- ABOUT 50% OF RESPONDENTS BELIEVE THAT STRICTER GUN CONTROL LAWS WOULD REDUCE CRIME
- ABOUT 50% HISPANICS, 60% NON-HISPANICS AGREE ASSAULT RIFLES SHOULD BE BANNED
- HISPANICS LOWER AGREEMENT LOCAL AND STATE AUTHORITIES SHOULD COOPERATE WITH FEDERAL IMMIGRATION AUTHORITIES
- RESPONDENTS DISAGREE: I FEEL LESS SAFE IN MY NEIGHBORHOOD THAN A YEAR AGO; CRIME IS GETTING WORSE IN MY NEIGHBORHOOD

How much do you agree or disagree with each of the following statements? **[Public Safety]**

Statement	Hispanic		Non-Hispanic	
	Agree	Disagree	Agree	Disagree
I support Second Amendment gun rights	64%	14%	65%	13%
Stricter background checks on the sale of guns is the best way to reduce gun violence	61%	21%	65%	17%
Assault rifles should be banned	52%	21%	63%	21%
Local and State authorities should cooperate with federal immigration authorities	47%	22%	69%	10%
I believe that stricter gun control laws would reduce crime	46%	30%	48%	36%
Crime is getting worse in my neighborhood	37%	37%	33%	37%
I feel less safe in my neighborhood than I did a year ago	34%	40%	33%	39%

5 pt Scale: Agree = 4,5, Disagree = 1,2, Neutral = 3 (not reported), No opinion = 0 (Not reported)

Agree and Disagree above will not sum to 100%

Among registered voters 18+

Source: Univision political tracker in collaboration with Media Predict as of September 2020



HISPANICS GREATER AGREEMENT:

-THE CRIMINAL JUSTICE SYSTEM IN THE U.S. TREATS MINORITIES UNFAIRLY

-MY LOCAL GOVT SHOULD SIGNIFICANTLY REDUCE THE RESOURCES FOR POLICE AND USE THE MONEY FOR OTHER PURPOSES

HISPANIC GREATER DISAGREEMENT:

-MY LOCAL POLICE DO A GOOD JOB

-LESS POLICE IN MY NEIGHBORHOOD WOULD CAUSE CRIME TO GO UP SIGNIFICANTLY

-I TRUST THE POLICE IN MY NEIGHBORHOOD

-I BELIEVE THAT POLICE IN THE US GENERALLY TREAT MINORITIES FAIRLY

-THE POLICE MAKE MY NEIGHBORHOOD SAFER

-ALL RESPONDENTS DISAGREE THAT MY LOCAL GOVT SHOULD COMPLETELY DEFUND THE POLICE (HIGHER AMONG NON-HISPANICS)

How much do you agree or disagree with each of the following statements? **[Police Reform]**

Statement	Hispanic		Non-Hispanic	
	Agree	Disagree	Agree	Disagree
The criminal justice system in the United States treats minorities unfairly	58%	18%	47%	32%
The police make my neighborhood safer	50%	20%	73%	9%
My local police do a good job	48%	24%	72%	11%
Less police in my neighborhood would cause crime to go up significantly	45%	24%	63%	15%
I trust the police in my neighborhood	44%	28%	69%	14%
I believe that police in the United States generally treat minorities fairly	40%	44%	47%	34%
My local government should significantly reduce the resources for police and use the money for other purposes	40%	32%	20%	57%
My local government should completely defund the police	27%	48%	13%	72%

5 pt Scale: Agree = 4,5, Disagree = 1,2, Neutral = 3 (not reported), No opinion = 0 (Not reported)

Agree and Disagree above will not sum to 100%

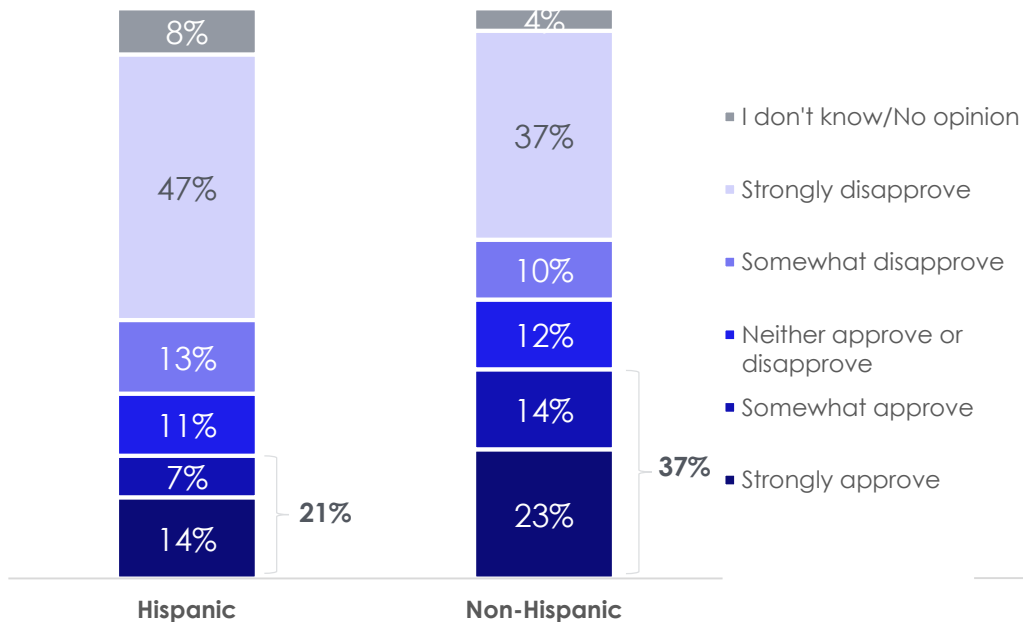
Among registered voters 18+

Source: Univision political tracker in collaboration with Media Predict as of September 2020

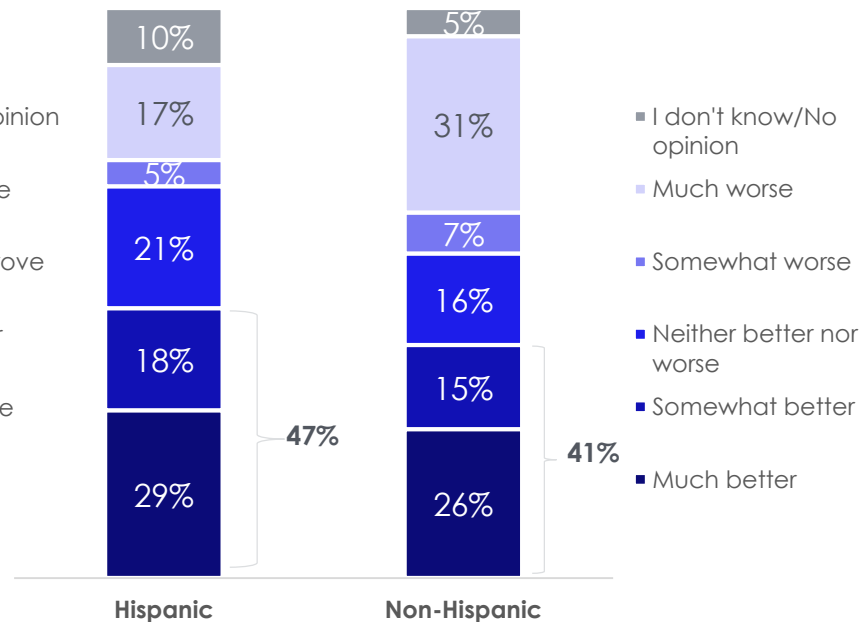


**TRUMP APPROVE HANDLING OF PROTEST TOP TWO BOX:
 -STRONGLY/SOMEWHAT APPROVE: HISPANICS 21%, NON-HISPANICS 37%
 BIDEN HANDLING OF PROTESTS BETTER OR WORSE TOP TWO BOX:
 -SOMEWHAT/MUCH BETTER: 47% HISPANICS, NON-HISPANICS 41%**

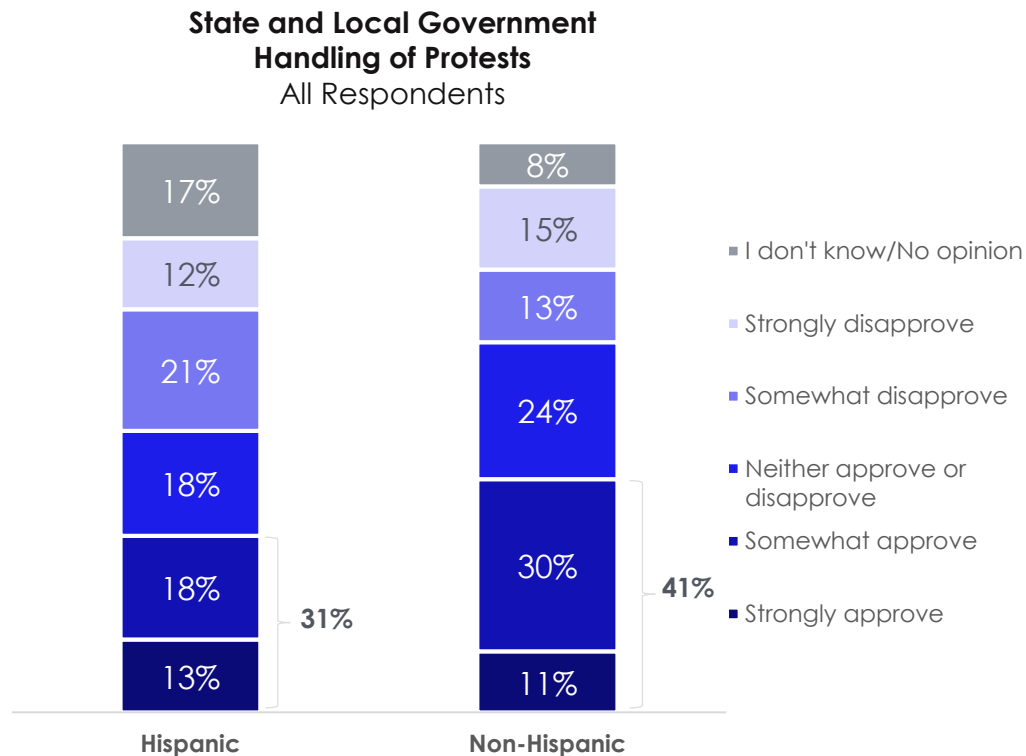
Trump Handling of Protests
 All Respondents



Biden Handling of Protests Better or Worse
 All Respondents



STATE AND LOCAL GOVT HANDLING OF PROTESTS TOP TWO BOX: 31% HISPANICS, 41% NON-HISPANICS STRONGLY/SOMEWHAT APPROVE



Among registered voters 18+
Source: Univision political tracker in collaboration with Media Predict as of September 2020

-MAJORITY OF RESPONDENTS AGREE THE PEOPLE THAT HAVE BEEN LOOTING AND DAMAGING PROPERTY SHOULD BE ARRESTED AND PROSECUTED; THE LOOTING AND DESTRUCTION OF PROPERTY SHOULD HAVE BEEN STOPPED IMMEDIATELY; ORGANIZED OUTSIDE GROUPS HAVE BEEN MOSTLY RESPONSIBLE FOR THE VIOLENCE AND DAMAGE TO PROPERTY DURING THE PROTESTS (HIGHER NON-HISPANICS)

-ABOUT 60% OF HISPANICS APPROVE OF THE NON-VIOLENT PROTESTS THAT STARTED AFTER THE DEATH OF GEORGE FLOYD IN JUNE 2020 ; ARE VERY CONCERNED ABOUT THE VIOLENCE AND LOOTING THAT IS OCCURRING IN SOME AMERICAN CITIES; HAVE BECOME MORE CONCERNED OVER THE PAST FEW WEEKS ABOUT THE VIOLENCE AND LOOTING THAT IS OCCURRING IN SOME AMERICAN CITIES

-HISPANICS LOWER AGREEMENT: IF NECESSARY THE NATIONAL GUARD, THE US ARMED FORCES SHOULD BE CALLED IN TO HELP LAW ENFORCEMENT

How much do you agree or disagree with each of the following statements? [Race Relations]

Statement	Hispanic		Non-Hispanic	
	Agree	Disagree	Agree	Disagree
The people that have been looting and damaging property should be arrested and prosecuted	67%	7%	85%	4%
The looting and destruction of property during the protests should have been stopped immediately	67%	9%	81%	6%
I believe that organized outside groups have been mostly responsible for the violence and damage to property during the protests	62%	15%	74%	5%
I approve of the non-violent protests that started after the death of George Floyd in June 2020	61%	14%	63%	17%
I am very concerned about the violence and looting that is occurring in some American cities	61%	16%	81%	8%
I have become more concerned over the past few weeks about the violence and looting that is occurring in some American cities	56%	19%	73%	13%
If necessary, the national guard should be called in to help local law enforcement	46%	29%	70%	15%
If necessary, the United States Armed Forces should be called in to help local law enforcement	42%	37%	56%	27%

5 pt Scale: Agree = 4,5, Disagree = 1,2, Neutral = 3 (not reported), No opinion = 0 (Not reported)

Agree and Disagree above will not sum to 100%

Among registered voters 18+

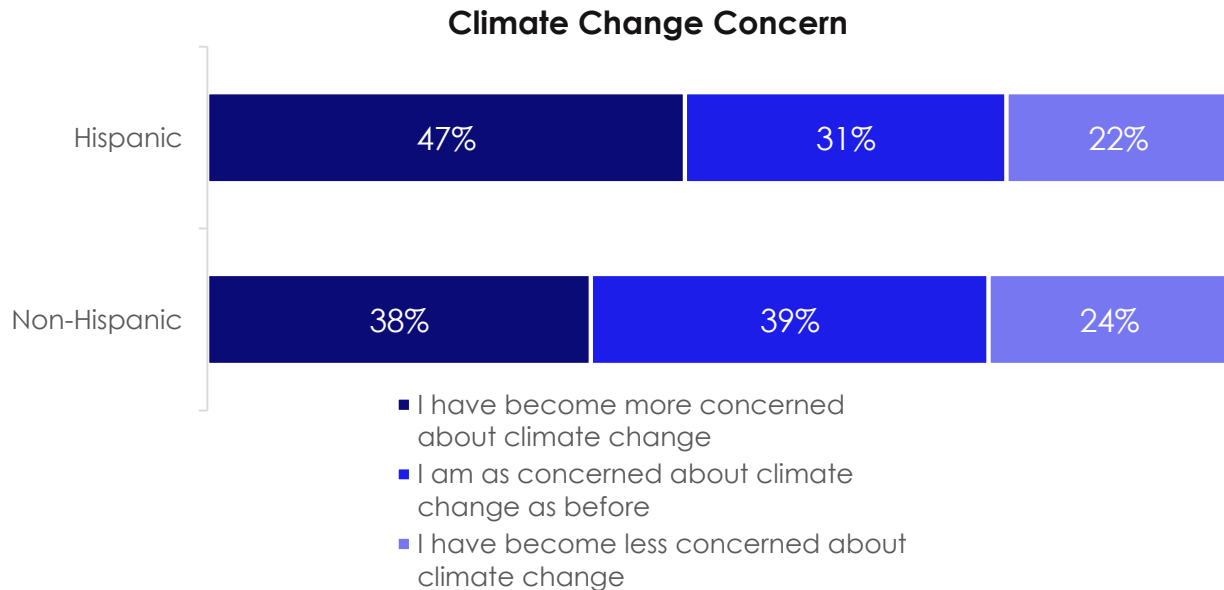
Source: Univision political tracker in collaboration with Media Predict as of September 2020



CLIMATE CHANGE

OVER THE PAST YEAR OR SO, 47% OF HISPANICS AND 38% OF NON-HISPANICS HAVE BECOME MORE CONCERNED ABOUT CLIMATE CHANGE

On the issue of climate change, over the past year or so have you become more concerned about this issue, less concerned about it, or about the same as before?



-MAJORITY OF RESPONDENTS AGREE CLIMATE CHANGE IS A RESULT OF HUMAN ACTIVITY AND A BIG THREAT TO PLANET
-HISPANICS GREATER AGREEMENT ACTION SHOULD BE TAKEN EVEN IF IT MEANS SIGNIFICANT INCREASE IN MY TAXES

How much do you agree or disagree with each of the following statements? **[Climate Change]**

Statement	Hispanic		Non-Hispanic	
	Agree	Disagree	Agree	Disagree
Climate change is a result of human activity.	75%	14%	68%	15%
Climate change is a very big threat to the planet.	70%	18%	63%	17%
Action should be taken on the environment even if it means a significant increase in my taxes.	59%	20%	43%	37%

5 pt Scale: Agree = 4,5, Disagree = 1,2, Neutral = 3 (not reported), No opinion = 0 (Not reported)

Agree and Disagree above will not sum to 100%

Among registered voters 18+

Source: Univision political tracker in collaboration with Media Predict as of September 2020



IMMIGRATION

HISPANICS FAR GREATER AGREEMENT:

-WE SHOULD PROVIDE A PATHWAY TO LEGAL STATUS FOR UNDOCUMENTED IMMIGRANTS WHO HAVE BEEN IN THE U.S. AND NOT COMMITTED A SERIOUS CRIME

-I SUPPORT THE EXISTENCE OF SANCTUARY CITIES EVEN IF IT MEANS A LOSS OF SOME FEDERAL FUNDING

HISPANICS GREATER DISAGREEMENT

-ABOUT 50% RESPONDENTS AGREE WE SHOULD REFORM IMMIGRATION LAWS TO GIVE HIGHER PRIORITY TO PEOPLE WITH NEEDED SKILLS AND EDUCATION

How much do you agree or disagree with each of the following statements? [Immigration]

Statement	Hispanic		Non-Hispanic	
	Agree	Disagree	Agree	Disagree
We should provide a pathway to legal status (including citizenship) for undocumented immigrants who have been in the U.S. and have not committed a serious crime.	71%	8%	55%	22%
We should reform immigration laws to give higher priority to people with needed skills and education.	49%	12%	48%	20%
I support the existence of sanctuary cities even if it means a loss of some federal funding	43%	25%	24%	46%
There are too many undocumented immigrants crossing the border into the United States.	40%	29%	65%	14%
I think that we should increase resources dedicated to managing the situation at the southern border of the U.S.	39%	28%	56%	18%
Government benefits, like healthcare, should be provided to undocumented immigrants free of cost.	33%	39%	16%	65%
It should not be a crime to cross the border illegally.	32%	40%	21%	63%

5 pt Scale: Agree = 4,5, Disagree = 1,2, Neutral = 3 (not reported), No opinion = 0 (Not reported)

Agree and Disagree above will not sum to 100%

Among registered voters 18+

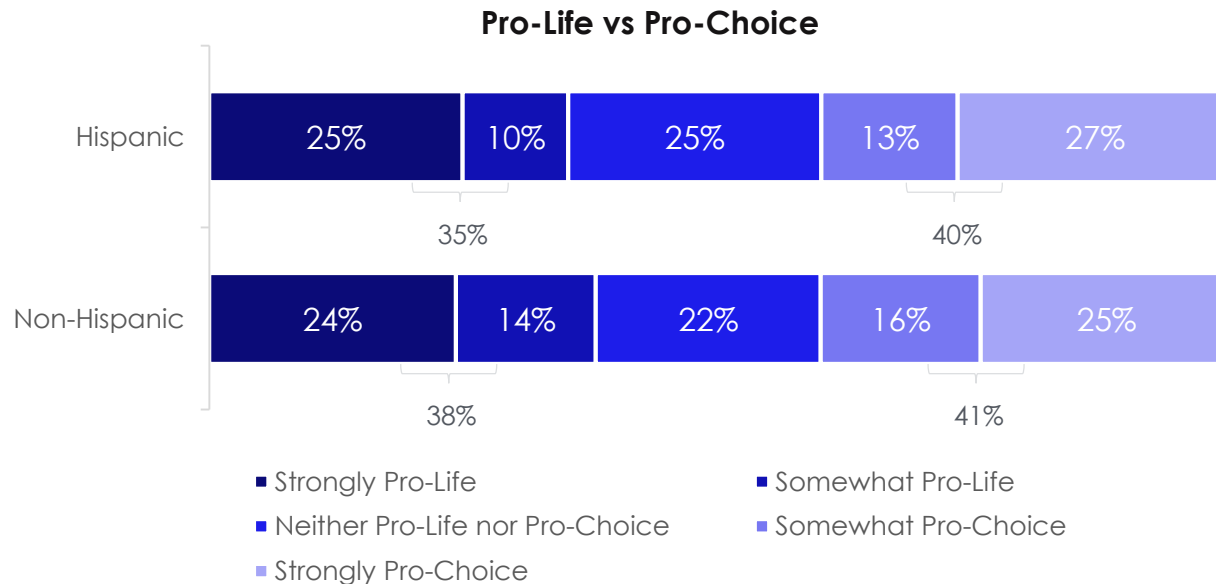
Source: Univision political tracker in collaboration with Media Predict as of September 2020



PRO LIFE OR PRO CHOICE

-35% HISPANICS STRONGLY/SOMEWHAT PRO-LIFE, 40% STRONGLY/SOMEWHAT PRO-CHOICE
-38% NON-HISPANICS STRONGLY/SOMEWHAT PRO-LIFE, 41% STRONGLY/SOMEWHAT PRO-CHOICE

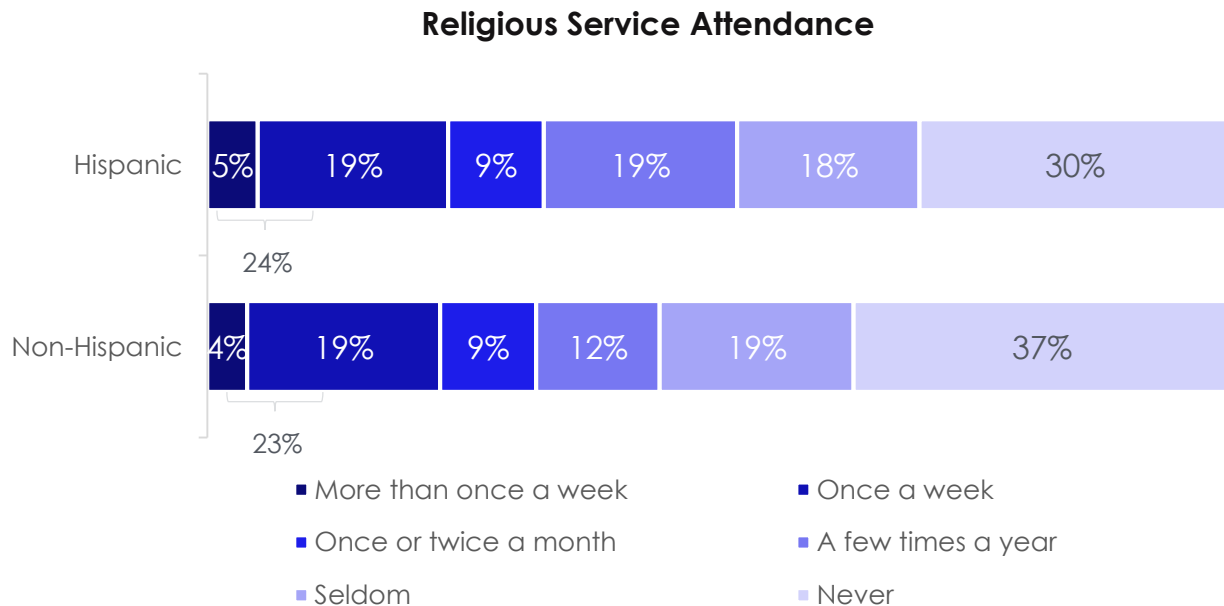
On the issue of abortion, do you consider yourself to be Pro-Life or Pro-Choice?



RELIGIOUS SERVICE ATTENDANCE

BEFORE PANDEMIC: 24% OF HISPANICS, 23% NON-HISPANICS ATTENDED RELIGIOUS SERVICE ONCE A WEEK OR MORE

To the best of your recollection, how often did you attend religious services before the coronavirus pandemic began?





THANK YOU