

UNIVISION & MEDIA PREDICT

2020 PRESIDENTIAL
ELECTION TRACKER

Miami

September



MP

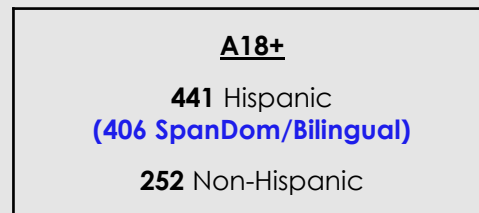


OBJECTIVES

- Measure current landscape of the 2020 candidates for president and other offices
- Assess voter sentiments towards current government officials and bodies
- Understand key issues and their degree of importance as motivators to vote

METHODOLOGY

- Online survey of **693** registered voters 18+

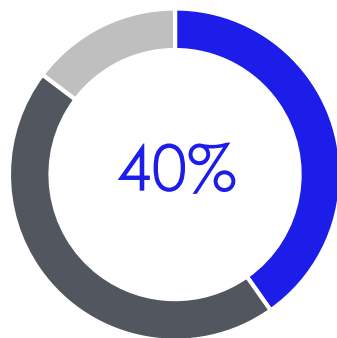


- In field 8/28/2020 – 9/9/2020
- Weighted to the registered voter universe by age, gender, education, and census division.
- **This Report: Hispanic SpanDom/Bilingual vs Non-Hispanic**

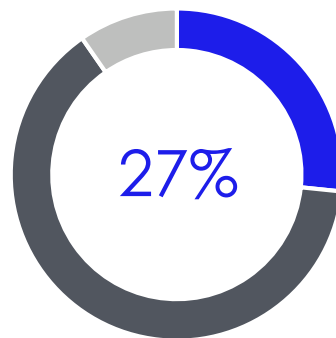
40% OF HISPANICS, 27% NON-HISPANICS BELIEVE THAT THE UNITED STATES IS HEADED IN THE RIGHT DIRECTION

Right Direction or Wrong Track

In general, do you believe that the United States is headed in the right direction, or has gone off on the wrong track?



Hispanics



Non-Hispanics

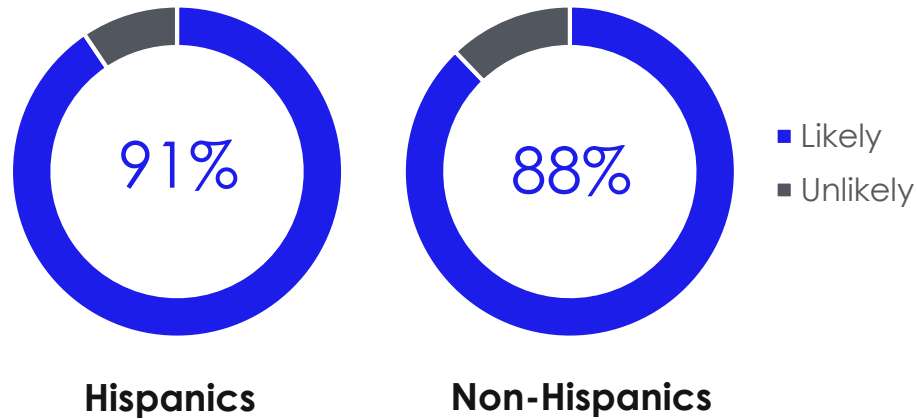
- Right direction
- Wrong track
- Unsure

2020 VOTE

ABOUT 90% OF ALL RESPONDENTS PLAN TO VOTE IN GENERAL ELECTION

Likelihood to Vote in 2020

On a scale of 1 to 10, how likely or unlikely are you to vote in the 2020 General Election, being held on November 3, 2020?



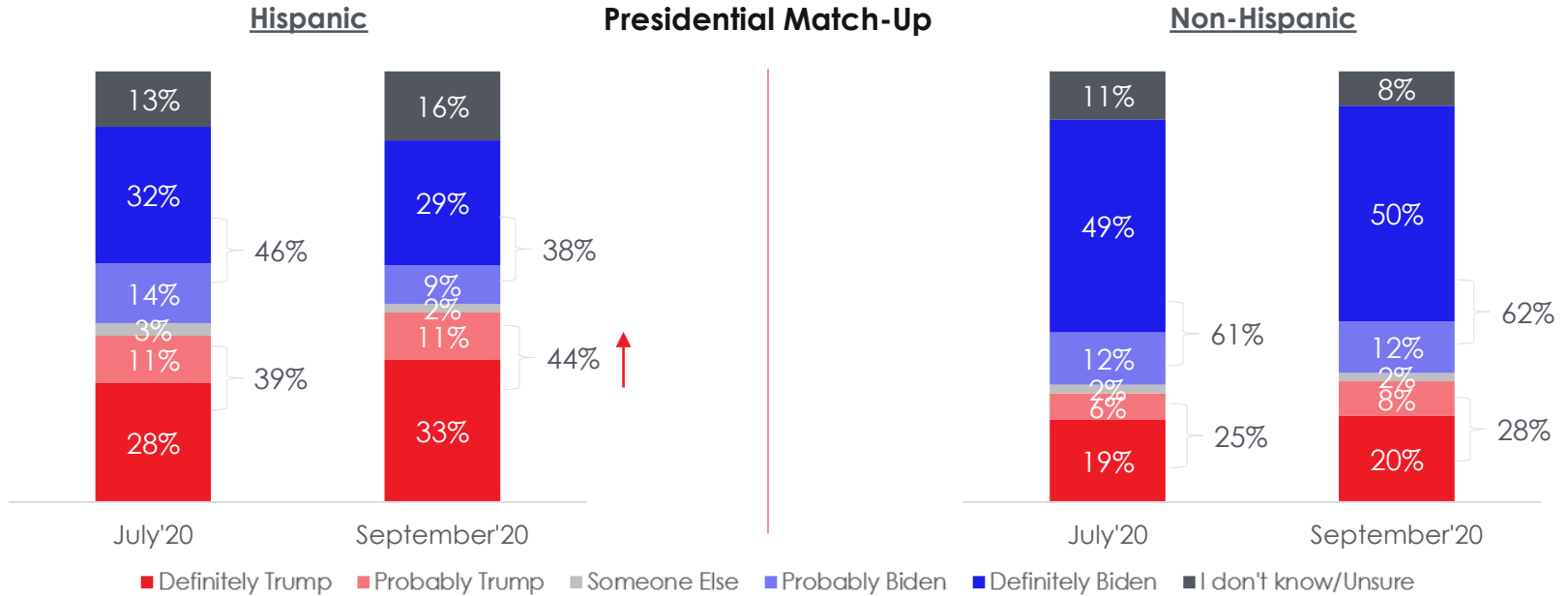
TOP TWO BOX INTEND TO VOTE:

HISPANICS 38% BIDEN, 44% TRUMP

NON-HISPANICS 62% BIDEN, 28% TRUMP

DON'T KNOW/UNSURE: 16% HISPANIC, 8% NON-HISPANIC

Based on what you know today, do you intend to vote for President Donald Trump, Democratic nominee Joe Biden, or someone else in the coming presidential election?



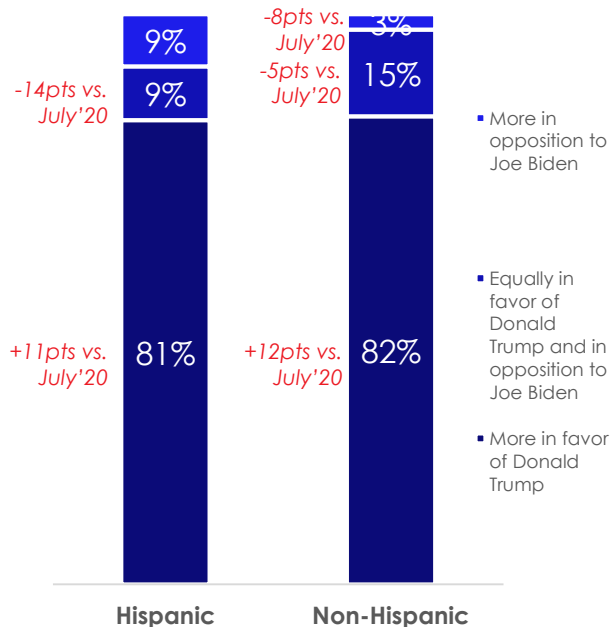
Among registered voters 18+
Source: Univision political tracker in collaboration with Media Predict as of September 2020

TRUMP VOTERS MORE ENTHUSIASTIC

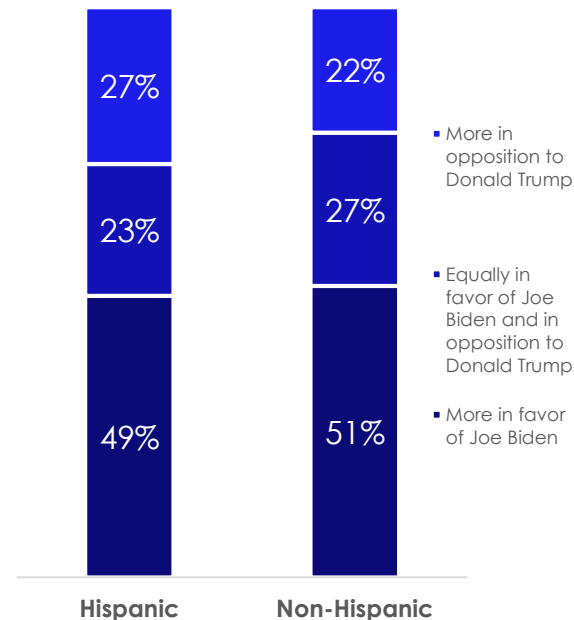
-TRUMP VOTERS: 7% WILL DO SO IN OPPOSITION TO BIDEN; 69% HISPANICS, 74% NON-HISPANICS BECAUSE THEY FAVOR TRUMP

-BIDEN VOTERS: ABOUT 20% WILL DO SO IN OPPOSITION TO TRUMP, 61% HISPANICS, 56% NON-HISPANICS BECAUSE THEY FAVOR BIDEN

Voting Trump: Favor Trump or Oppose Biden

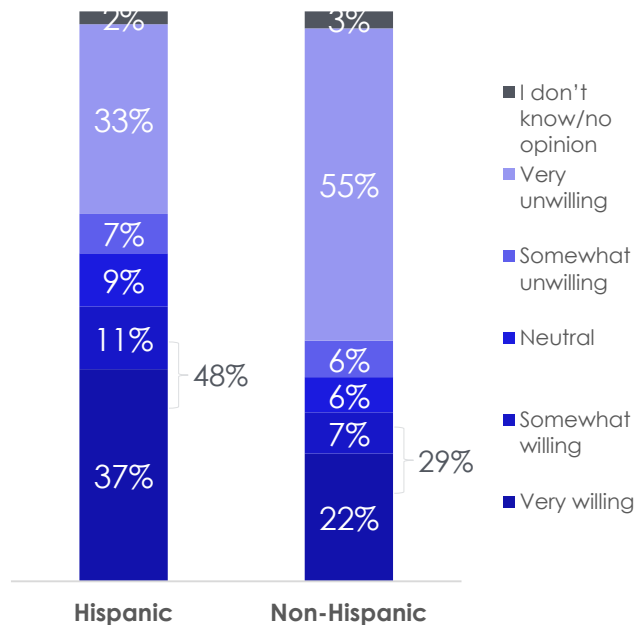


Voting Biden: Favor Biden or Oppose Trump

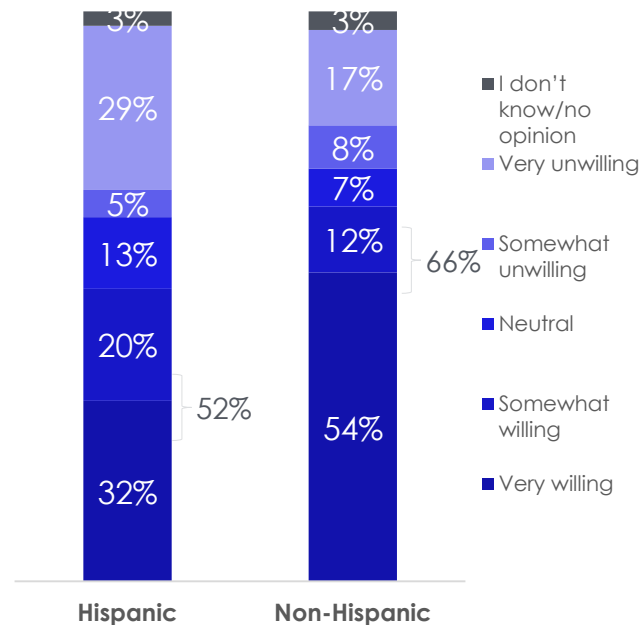


-48% HISPANICS, 29% NON-HISPANICS SOMEWHAT/VERY WILLING TO VOTE FOR TRUMP
-52% HISPANICS, 66% NON-HISPANICS SOMEWHAT/VERY WILLING TO VOTE FOR BIDEN

Willingness to Vote for Trump

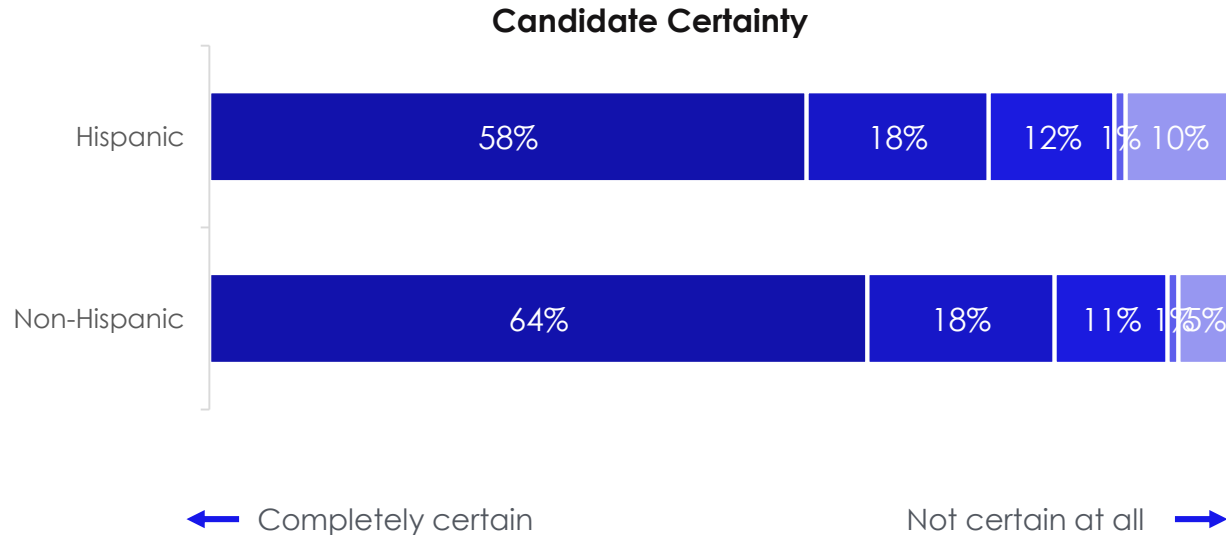


Willingness to Vote for Biden



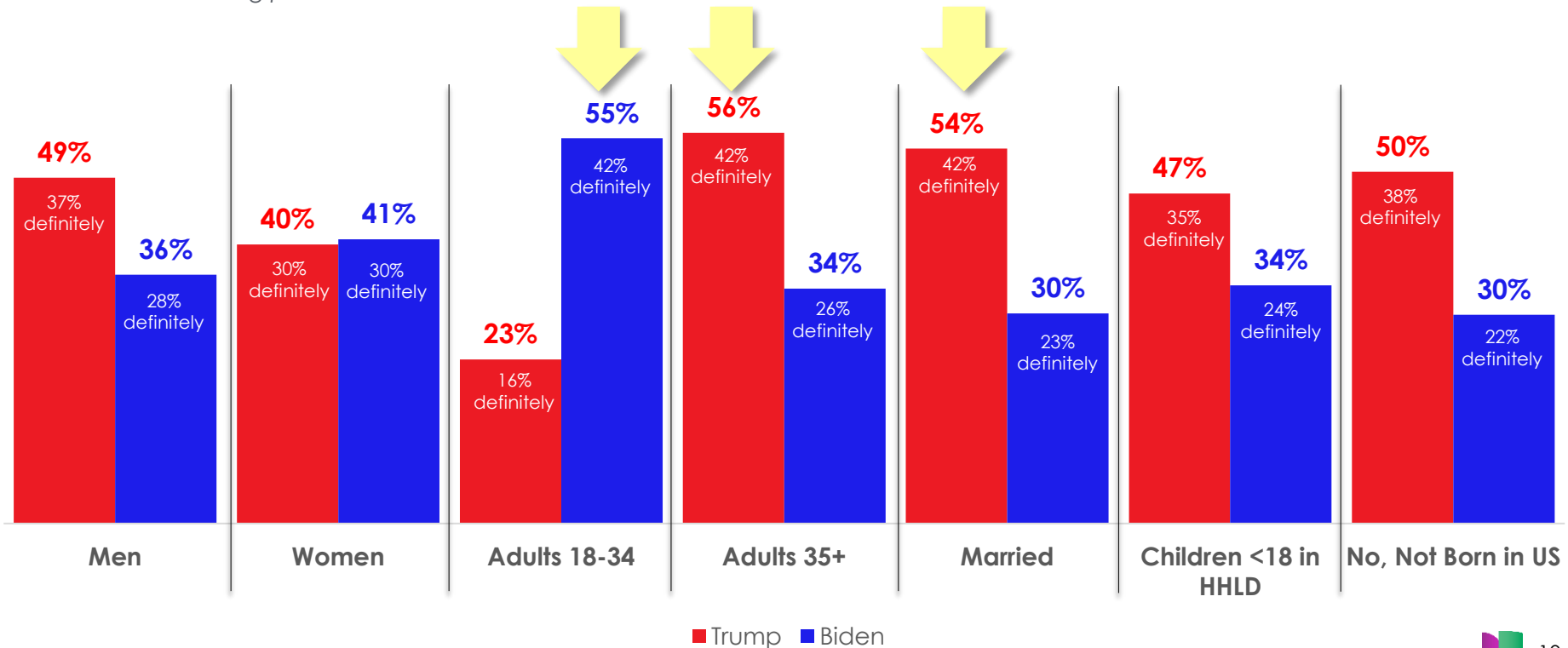
HISPANICS LESS CERTAIN OF PRESIDENTIAL CANDIDATE CHOICE THAN NON-HISPANICS

How certain are you that this is the right choice of candidate for you?



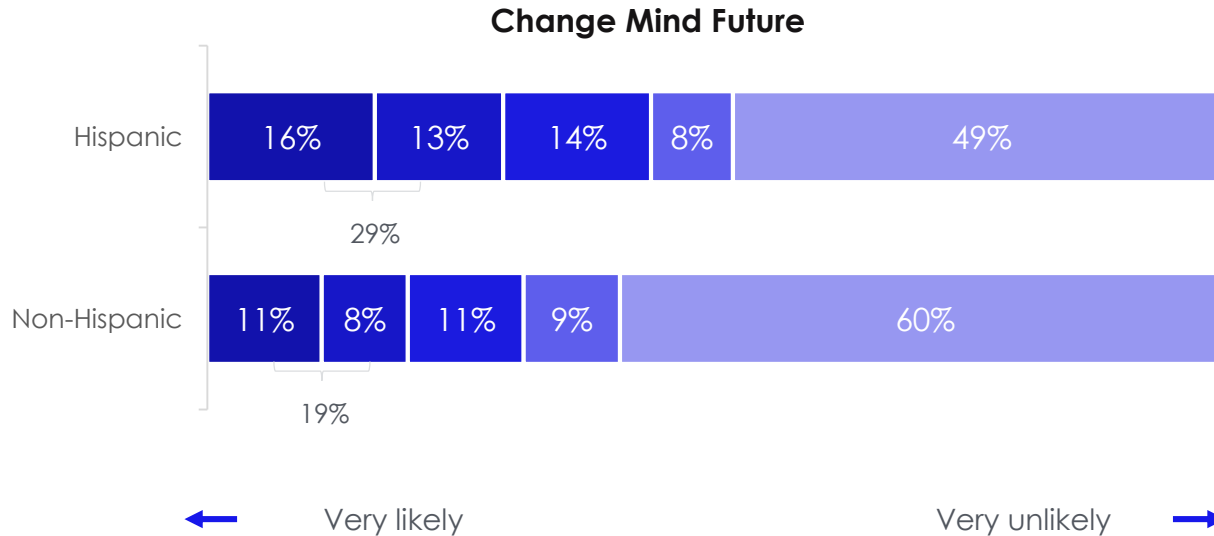
STRONGEST HISPANIC OPPORTUNITIES: TRUMP SUPPORTERS: ADULTS 35+, MARRIED, FOREIGN BORN BIDEN SUPPORTERS: ADULTS 18-34, WOMEN, MEN

Based on what you know today, do you intend to vote for President Donald Trump, Democratic nominee Joe Biden, or someone else in the coming presidential election?



TOP TWO BOX: 29% OF HISPANICS, 19% NON-HISPANICS LIKELY TO CHANGE THEIR MIND IN THE FUTURE ABOUT WHO THEY WILL VOTE FOR IN PRESIDENTIAL ELECTION

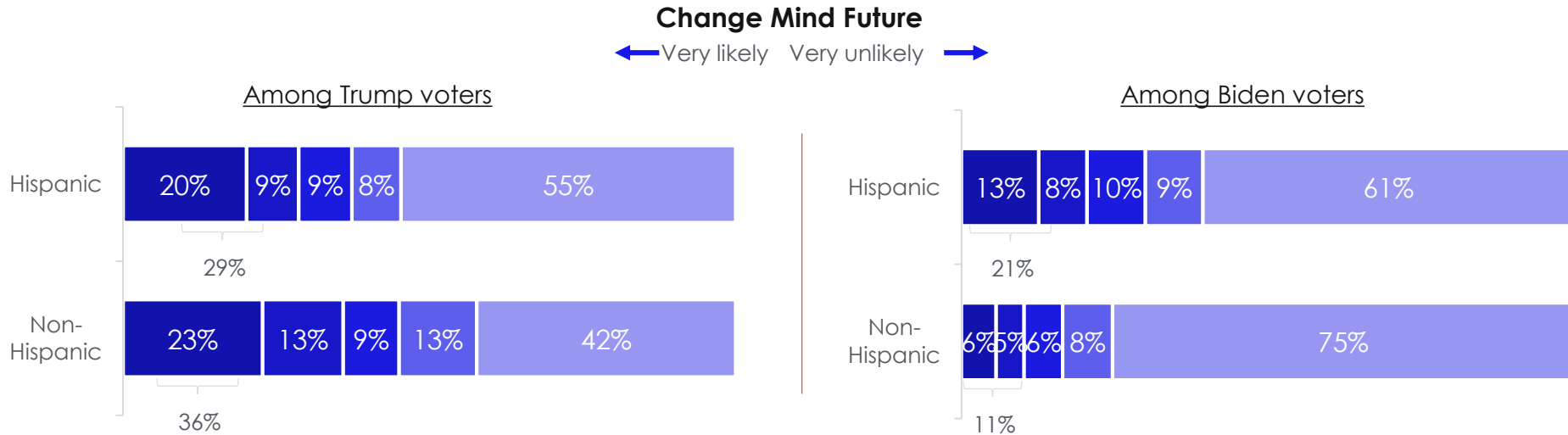
How likely or unlikely are you to change your mind in the future about who you will vote for in the 2020 Presidential election?



TRUMP VS. BIDEN SUPPORTERS:

-AMONG TRUMP VOTERS, 29% OF HISPANICS, 36% NON-HISPANICS LIKELY TO CHANGE THEIR MIND ABOUT WHO THEY WILL VOTE FOR
-AMONG BIDEN VOTERS, 21% OF HISPANICS, 11% NON-HISPANICS LIKELY TO CHANGE THEIR MIND

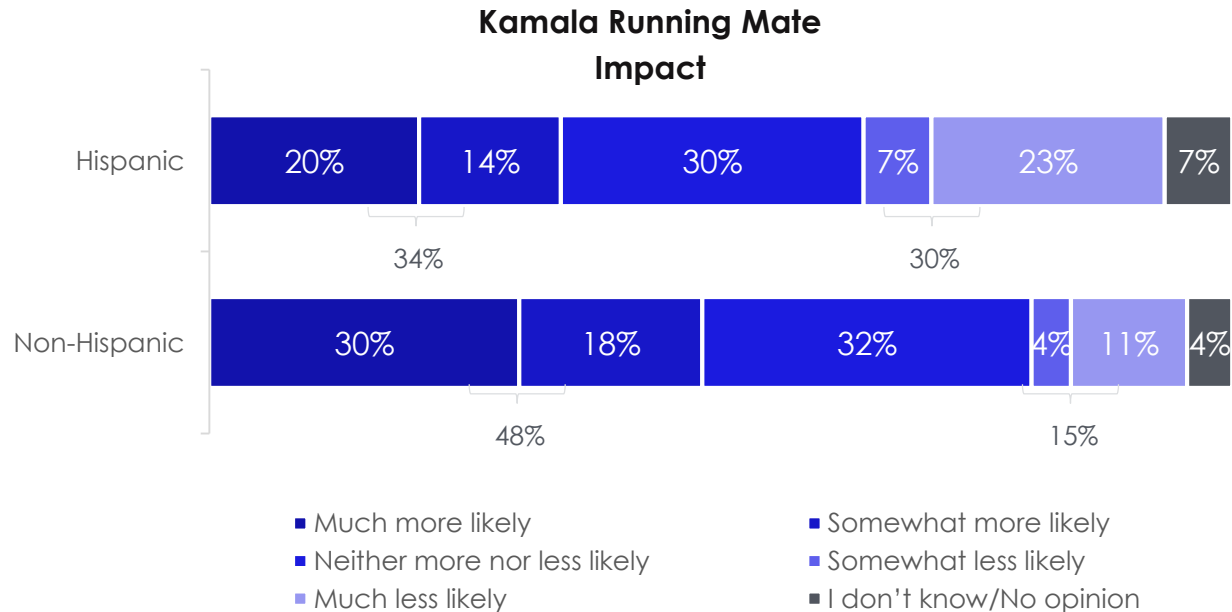
How likely or unlikely are you to change your mind in the future about who you will vote for in the 2020 Presidential election?



IMPACT OF KAMALA HARRIS TOP TWO BOX: -34% OF HISPANICS, 48% NON-HISPANICS MORE LIKELY TO VOTE FOR BIDEN

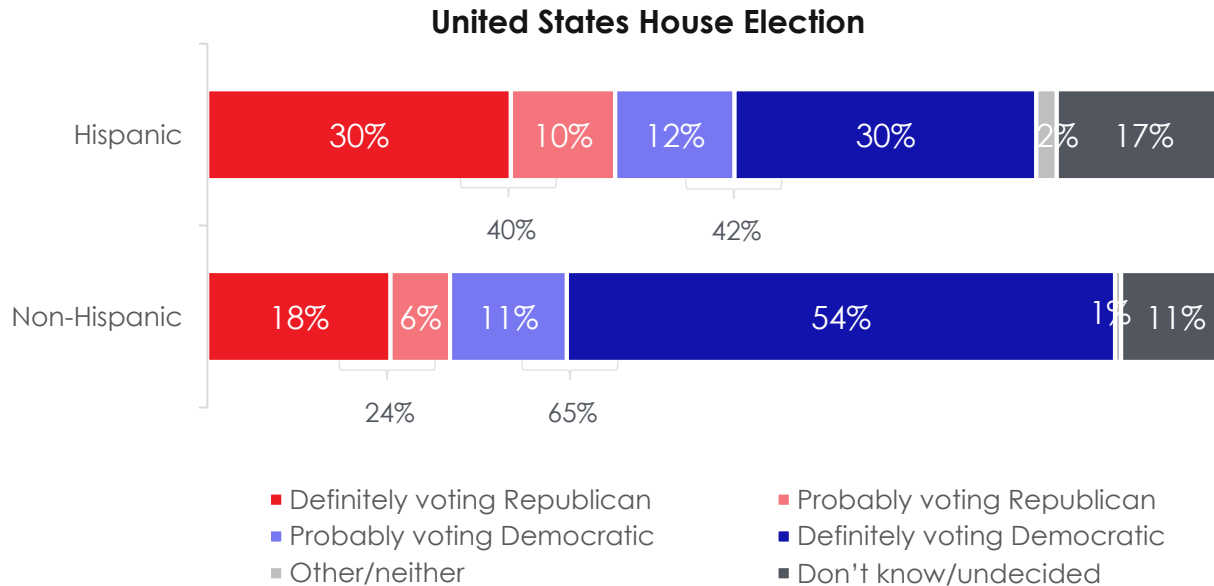
-30% OF HISPANICS, 15% NON-HISPANICS LESS LIKELY

Joe Biden recently selected Kamala Harris to be his Vice Presidential running mate. Does the selection of Harris make you more or less likely to vote for Joe Biden for President?



HOUSE ELECTION PARTY VOTING INTENT TOP TWO BOX:
-HISPANICS 42% DEMOCRATIC, 40% REPUBLICAN
-NON-HISPANICS 65% DEMOCRATIC, 24% REPUBLICAN
-17% HISPANICS, 11% NON-HISPANICS DON'T KNOW/UNDECIDED

If the election for the United States House of Representatives were held today, which party's candidate would you vote for?

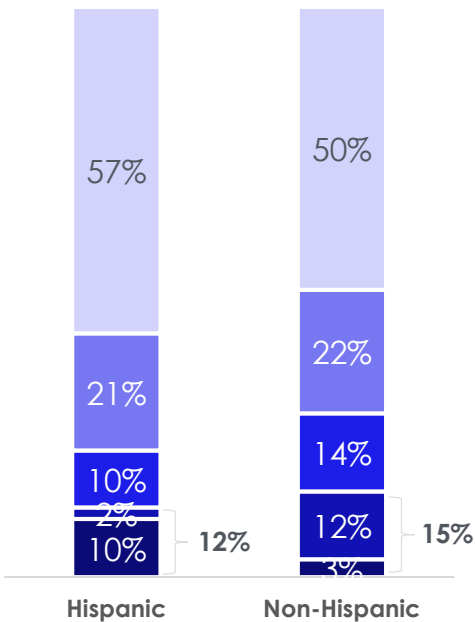


LIKELIHOOD TO VOTE FOR OTHER PARTY TOP TWO BOX:

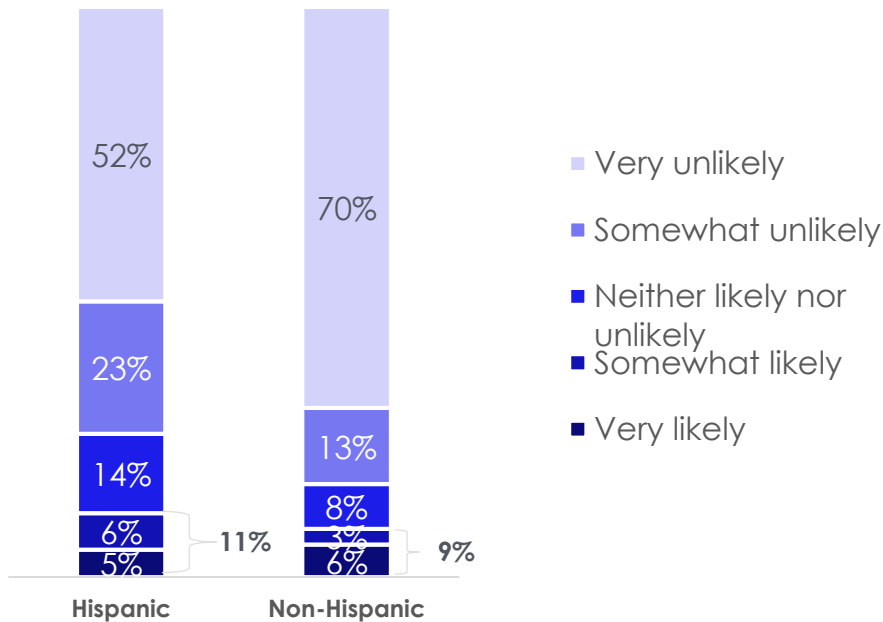
-AMONG REGISTERED REPUBLICANS: 12% HISPANICS, 15% NON-HISPANICS LIKELY TO VOTE FOR DEM CANDIDATE

-AMONG REGISTERED DEMOCRATS: 11% HISPANICS, 9% NON-HISPANICS LIKELY TO VOTE FOR REPUBLICAN CANDIDATE

Likelihood to Vote for Democratic Candidate
Among Republican Voters



Likelihood to Vote for Republican Candidate
Among Democratic Voters

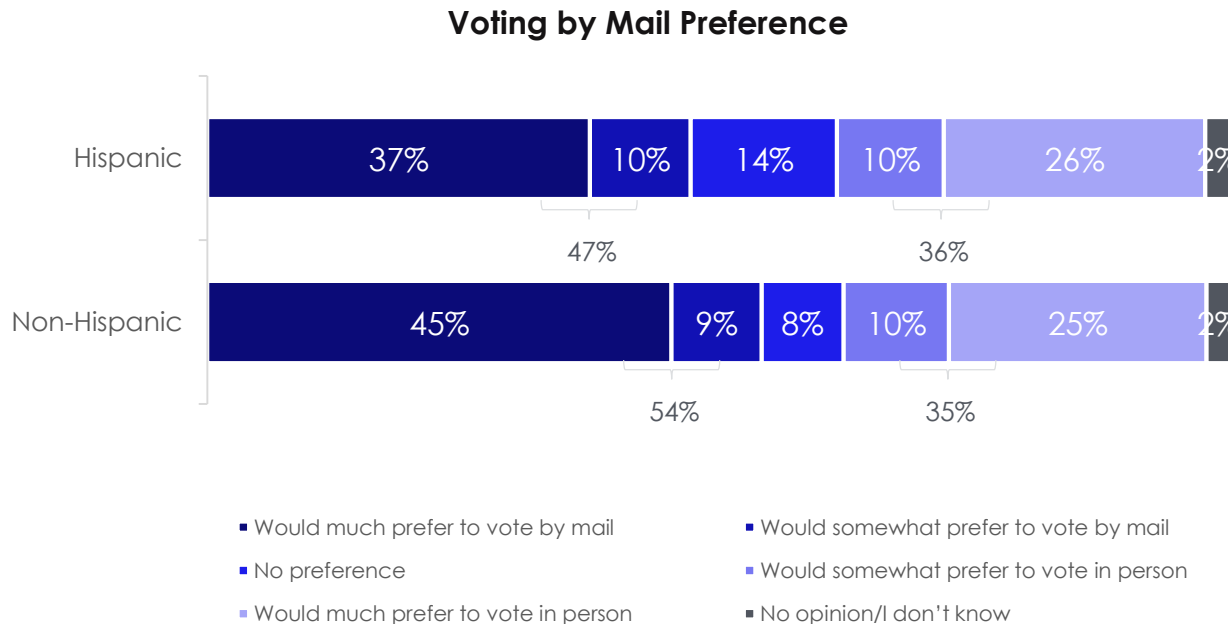


- Very unlikely
- Somewhat unlikely
- Neither likely nor unlikely
- Somewhat likely
- Very likely

ABOUT 50% OF RESPONDENTS MUCH/SOMEWHAT PREFER TO VOTE BY MAIL IN 2020 PRESIDENTIAL ELECTION

ABOUT A THIRD PREFER TO VOTE IN PERSON

Would you prefer to vote by mail, if it is available, or in person in the 2020 Presidential Election?



ABOUT 70% OF RESPONDENTS SAY VOTING BY MAIL IS EASIER TO DO THAN VOTING IN PERSON; ALMOST 70% FEEL YOU SHOULD HAVE TO REQUEST A MAIL-IN BALLOT TO BE ABLE TO DO SO

-ROUGHLY 60% FEEL COMFORTABLE VOTING BY MAIL

-ABOUT 50% OF HISPANICS AGREE VOTING BY MAIL IS MORE PRONE TO ABUSE AND FRAUD AND INCREASES CHANCE THAT VOTE WON'T BE COUNTED

-RESPONDENTS DISAGREE THAT STATE AND LOCAL GOVERNMENTS SHOULD MAIL BALLOTS TO EVERYONE ON THE VOTER LIST EVEN IF SOME OF THE ADDRESSES ARE NOT UP TO DATE OR SOME OF THE PEOPLE ON THE LIST NO LONGER LIVE IN THE JURISDICTION COVERED BY THE VOTER LIST

How much do you agree or disagree with each of the following statements? **[Mail-In Voting]**

Statement	Hispanic		Non-Hispanic	
	Agree	Disagree	Agree	Disagree
Voting by mail is easier to do than voting in person	69%	14%	70%	11%
You should have to request a mail-in ballot from your state or local government in order to be able to vote by mail.	66%	10%	65%	16%
I feel comfortable voting by mail	56%	27%	64%	17%
Voting by mail is more prone to abuse and fraud than voting in person	51%	26%	43%	33%
Voting by mail increases the chance that my vote will not be counted	50%	29%	45%	36%
My State and local governments should mail ballots to everyone on the voter list even if they aren't requested.	40%	34%	43%	35%
My State and local governments should mail ballots to everyone on the voter list even if some of the addresses are not up to date or some of the people on the list no longer live in the jurisdiction covered by the voter list.	28%	42%	28%	44%

5 pt Scale: Agree = 4,5, Disagree = 1,2, Neutral = 3 (not reported), No opinion = 0 (Not reported)

Agree and Disagree above will not sum to 100%

Among registered voters 18+

Source: Univision political tracker in collaboration with Media Predict as of September 2020



NET FAV/JOB APPROVAL

NET FAV:**-AMONG HISPANICS: BIDEN, HARRIS, BLACK LIVES MATTER HIGHEST; MCCONNELL LOWEST****-AMONG NON-HISPANICS: BIDEN, HARRIS, DEMOCRATIC PARTY HIGHEST; TRUMP LOWEST***For each candidate listed below, please indicate if you have a favorable or unfavorable opinion of them.*

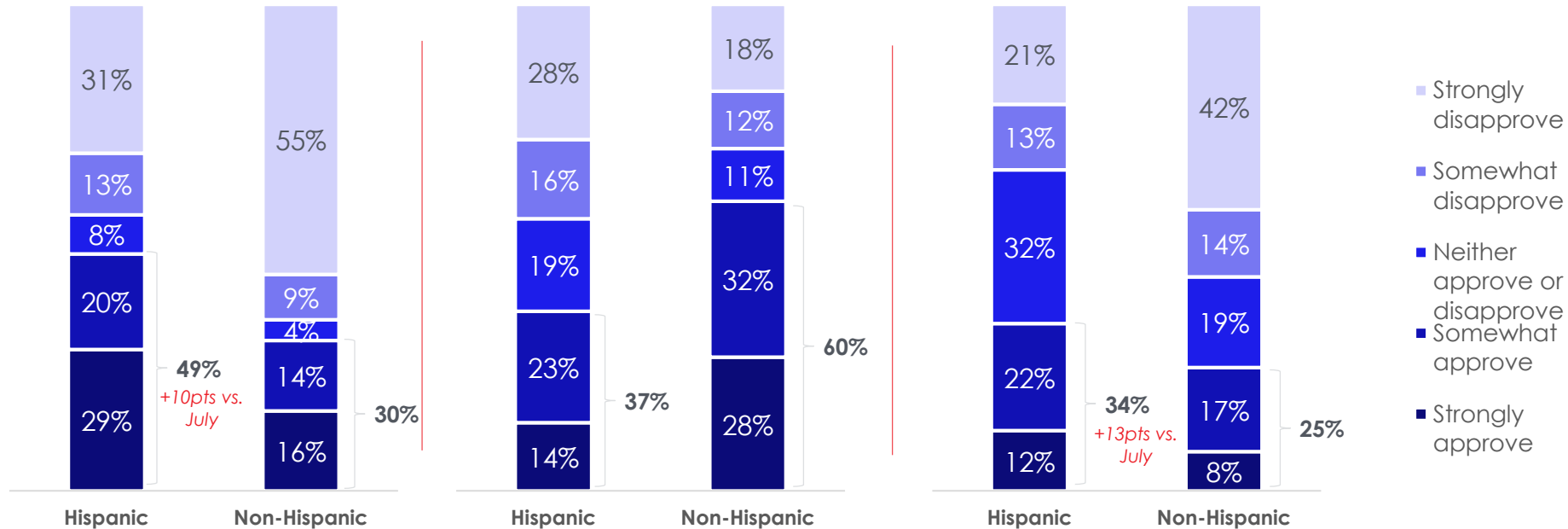
	Hispanic	Non-Hispanic
	Sept 2020	Sept 2020
Joe Biden	20%	46%
Kamala Harris	15%	42%
Black Lives Matter	14%	37%
The Democratic Party	8%	39%
The Republican Party	8%	-26%
Mike Pence	8%	-24%
Donald Trump	6%	-34%
Ron DeSantis	4%	-18%
Nancy Pelosi	0%	29%
Chuck Schumer	-3%	15%
Mitch McConnell	-4%	-18%

JOB APPROVAL TOP TWO BOX:
TRUMP: HISPANICS 49%, NON-HISPANICS 30%
PELOSI: HISPANICS 37%, NON-HISPANICS 60%
MCCONNELL: HISPANICS 34%, NON-HISPANICS 25%

Donald Trump Job Approval

Nancy Pelosi Job Approval

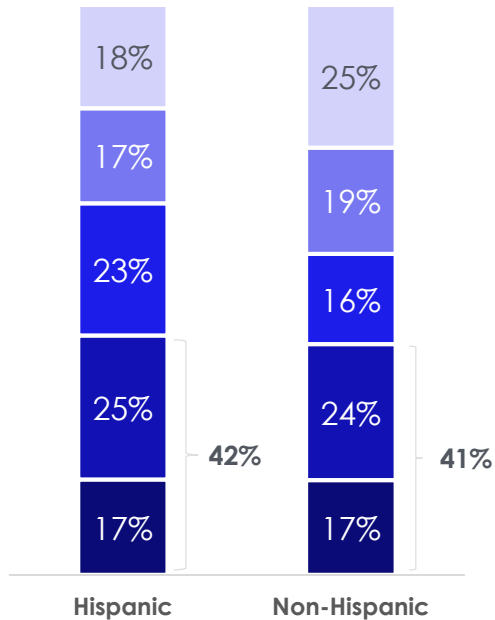
Mitch McConnell Job Approval



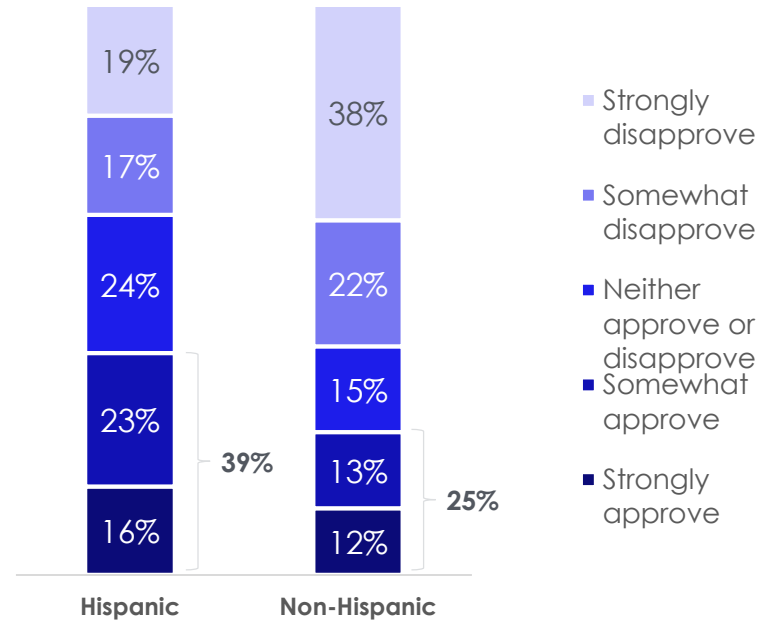
JOB APPROVAL TOP TWO BOX:

HOUSE: 42% HISPANICS, 41% NON-HISPANICS
SENATE: 39% HISPANICS, 25% NON-HISPANICS

U.S. House of Representatives Job Approval

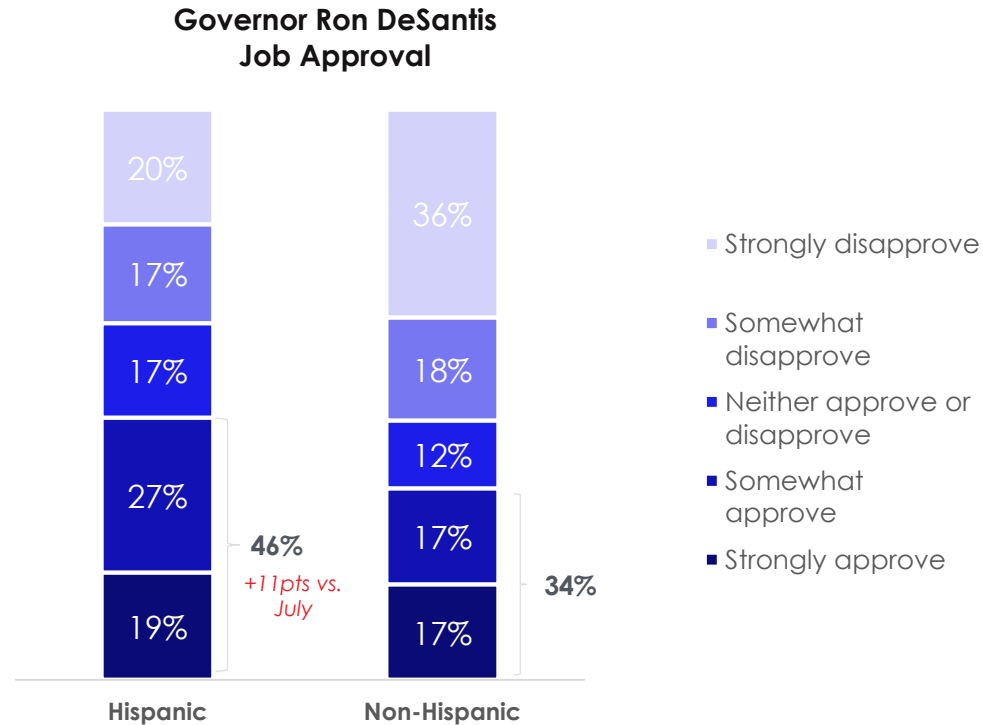


U.S. Senate Job Approval



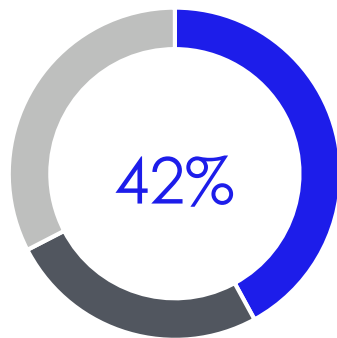
- Strongly disapprove
- Somewhat disapprove
- Neither approve or disapprove
- Somewhat approve
- Strongly approve

DESANTIS JOB APPROVAL TOP TWO BOX: 46% HISPANICS, 34% NON-HISPANICS

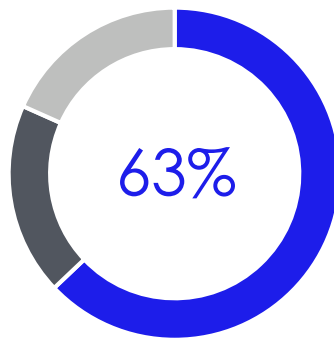


42% HISPANICS, 63% NON-HISPANICS DON'T SUPPORT TRUMP'S POLICIES OR LEADERSHIP STYLE

Trump Policy and Style Opinion



Hispanics



Non-Hispanics

- I don't support Donald Trump's policies or leadership style
- I support Donald Trump's policies but dislike his leadership style
- I support Donald Trump's policies and like his leadership style

THE ISSUES

TOP ISSUES AMONG ALL RESPONDENTS: ECONOMY/JOB, CORONAVIRUS/COVID-19, IMPACT OF CORONAVIRUS ON ECONOMY, HEALTHCARE

IMMIGRATION REFORM OF GREATER IMPORTANCE TO HISPANICS (LOWER IN RANKING)

How important are each of the following issues to you?

Issue Importance TopBox

	Hispanic (Top Box)	Non- Hispanic (Top Box)		Hispanic (Top Box)	Non- Hispanic (Top Box)
Economy / Jobs	75%	71%	Climate Change	53%	52%
Coronavirus / COVID - 19	72%	74%	Race Relations	50%	52%
Impact of the coronavirus on the economy	71%	71%	Police Reform	48%	50%
Healthcare	71%	77%	Foreign Policy/International Trade	48%	36%
Cost of Living	67%	67%	Military / Veterans	47%	50%
Social Security / Medicare	65%	69%	Immigration reform	47%	36%
National security / Terrorism	63%	54%	The National Debt	45%	42%
Education	63%	60%	Border security	45%	36%
Crime and public safety	63%	57%	Second amendment rights	40%	39%
Entitlements / social services reform (Medicare, Welfare, etc.)	57%	59%	Infrastructure investment	40%	40%
Taxes	55%	50%	Social issues like abortion or LGBTQ rights	37%	39%
Gun control	54%	51%			

-KEY ISSUES FOR LIKELY TRUMP VOTERS: ECONOMY/JOB, NATIONAL SECURITY/TERRORISM, HEALTHCARE

-KEY ISSUES FOR LIKELY BIDEN VOTERS: CORONAVIRUS, IMPACT OF THE CORONAVIRUS ON ECONOMY, HEALTHCARE

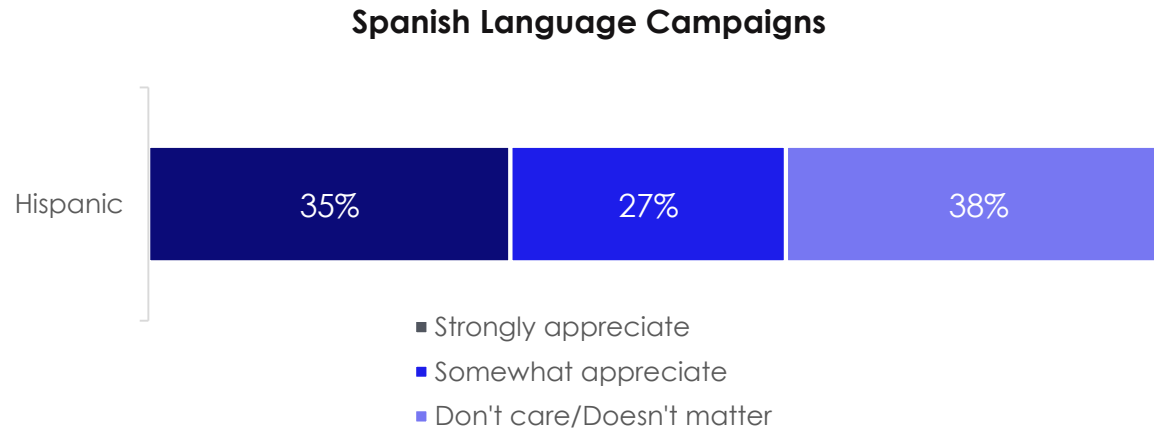
Top 10 issues among definitely/probably <u>Trump</u> voters	% Hispanic Top Box
Economy/Jobs	80%
National security/Terrorism	73%
Healthcare	71%
Crime and public safety	68%
Impact of the coronavirus on the economy	67%
Social Security/Medicare	66%
Cost of Living	64%
Coronavirus/COVID-19	64%
Border Security	62%
Foreign Policy/International Trade	60%

Top 10 issues among definitely/probably <u>Biden</u> voters	% Hispanic Top Box
Coronavirus/COVID-19	82%
Impact of the coronavirus on the economy	74%
Healthcare	72%
Education	69%
Economy/Jobs	69%
Cost of Living	69%
Climate Change	65%
Gun Control	65%
Social Security/Medicare	64%
Race Relations	64%

THE IMPORTANCE OF SPANISH LANGUAGE

62% OF HISPANICS STRONGLY/SOMEWHAT APPRECIATE CANDIDATES WHO ADVERTISE IN SPANISH

When you follow a political campaign for President, Congress, Senate or Governor, do you appreciate when candidates advertise in Spanish in trying to win your vote?



**COMMUNICATING IN SPANISH:
 -63% OF HISPANICS AGREE POLITICAL PARTIES/CANDIDATES WHO ADVERTISE IN SPANISH WANT THEIR VOTE
 -52% AGREE IT SHOWS THEM CANDIDATES ARE TRULY INTERESTED IN HISPANICS AND THEIR COMMUNITY**

How much do you agree or disagree with each of the following statements? *[Spanish Language Campaigns]*

Statement	Hispanic	
	Agree	Disagree
Political parties and candidates who advertise in Spanish are showing me they want my vote.	63%	9%
When a political party or candidate communicates with me in Spanish, it suggests that they are truly interested in Hispanics and our community.	52%	17%

5 pt Scale: Agree = 4,5, Disagree = 1,2, Neutral = 3 (not reported), No opinion = 0 (Not reported)

Agree and Disagree above will not sum to 100%

Among registered voters 18+

Source: Univision political tracker in collaboration with Media Predict as of September 2020



CORONAVIRUS

-HANDLING APPROVAL

-EFFECTS ON JOBS

-SCHOOL REOPENING

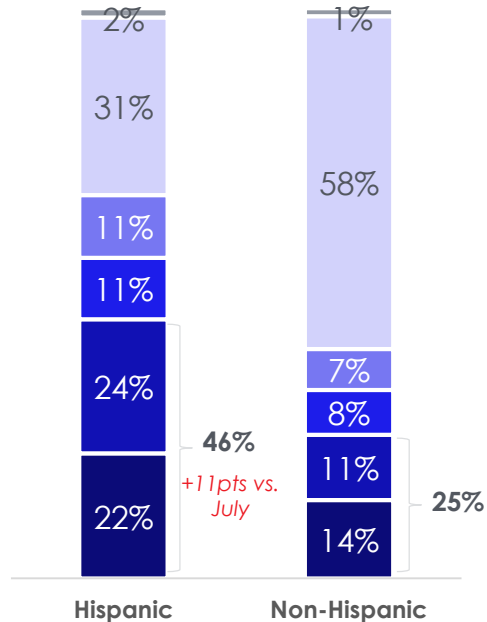
APPROVE TRUMP HANDLING OF CORONAVIRUS TOP TWO BOX:

-HISPANICS 46%, NON-HISPANICS 25%

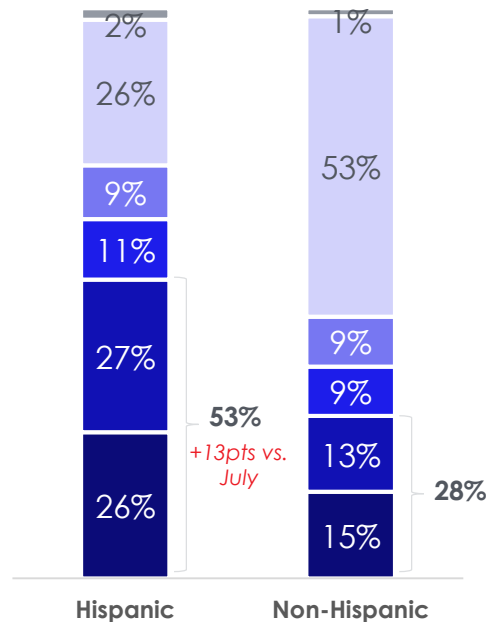
APPROVE TRUMP HANDLING ECONOMIC IMPACT OF CORONAVIRUS TOP TWO BOX

-HISPANICS 53%, NON-HISPANICS 28%

Trump Handling of Coronavirus



Trump Handling of Economic Impact of Coronavirus



- I don't know/No opinion
- Strongly disapprove
- Somewhat disapprove
- Neither approve nor disapprove
- Somewhat approve
- Strongly approve

APPROVE CONGRESS HANDLING OF CORONAVIRUS TOP TWO BOX:

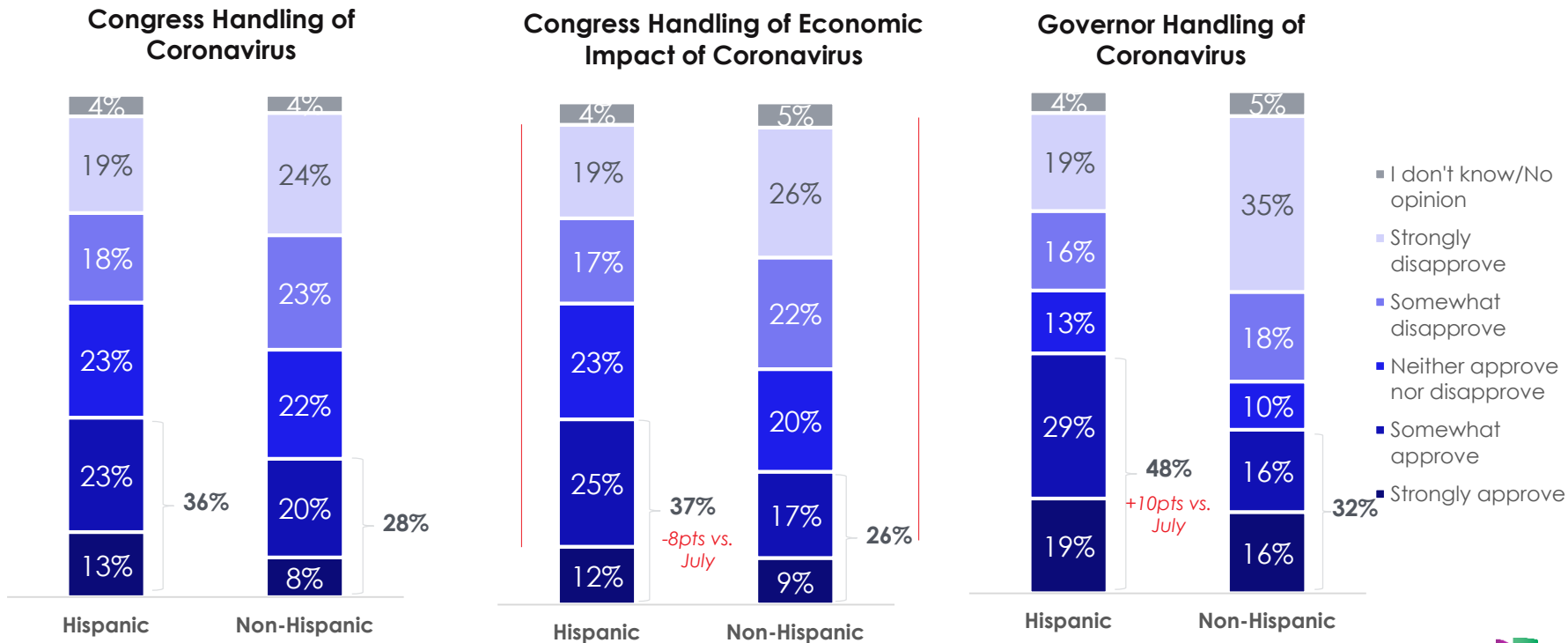
-HISPANICS 36%, NON-HISPANICS 28%

APPROVE CONGRESS HANDLING OF ECONOMIC IMPACT CORONAVIRUS TOP TWO BOX:

HISPANICS 37%, NON-HISPANICS 26%

APPROVE GOVERNOR HANDLING OF CORONAVIRUS TOP TWO BOX:

-HISPANICS 48%, NON-HISPANICS 32%



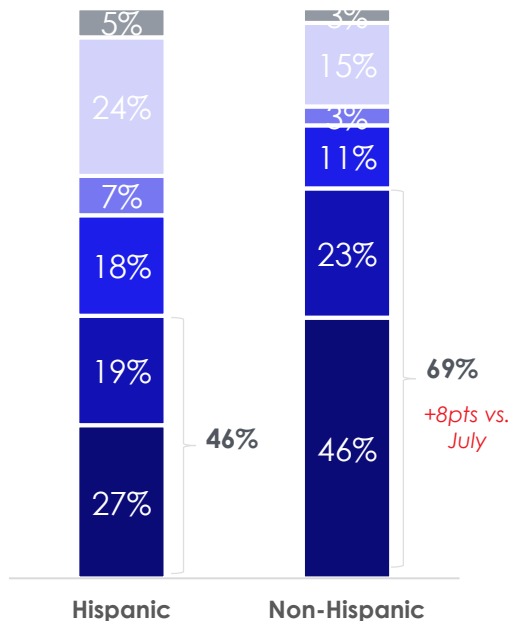
BIDEN HANDLING OF CORONAVIRUS WOULD BE BETTER TOP TWO BOX:

-HISPANICS 46%, NON-HISPANICS 69%

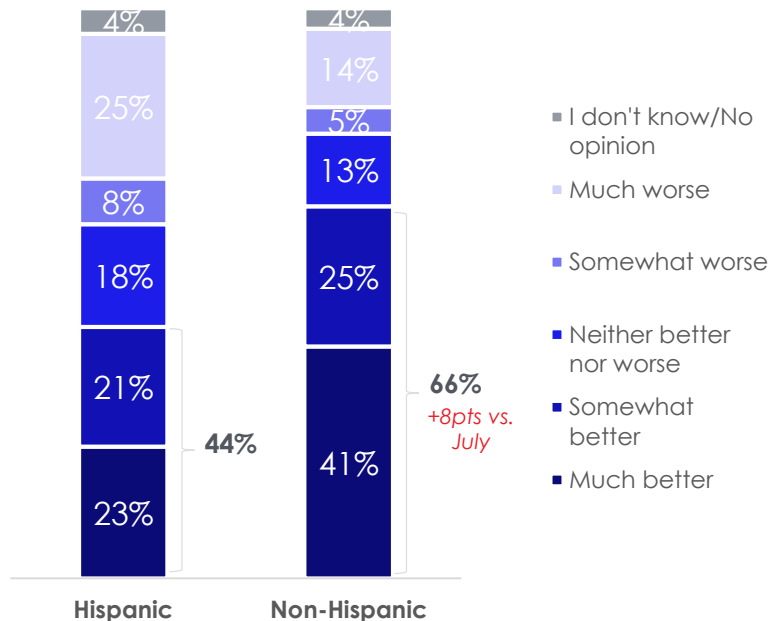
BIDEN HANDLING OF ECONOMIC IMPACT OF CORONAVIRUS WOULD BE BETTER TOP TWO BOX:

-HISPANICS 44%, NON-HISPANICS 66%

**Biden Handling of Coronavirus –
Better or Worse**



**Biden Handling of Economic
Impact of Coronavirus – Better or
Worse**

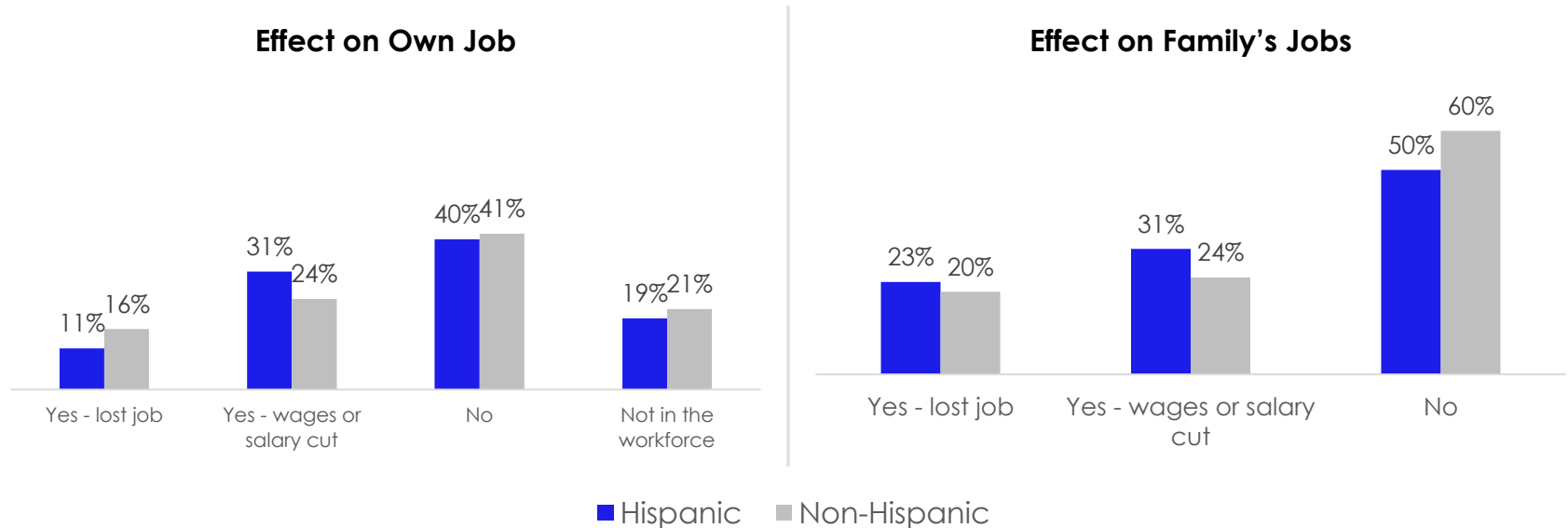


- I don't know/No opinion
- Much worse
- Somewhat worse
- Neither better nor worse
- Somewhat better
- Much better

**CORONAVIRUS EFFECT ON JOB:
 -HIGHER % OF HISPANICS HAVE SEEN WAGES/SALARY CUT THAN NON-HISPANICS
 -HIGHER % OF HISPANICS HAVE SEEN SOMEONE IN FAMILY LOSE JOB OR HAD
 WAGES/SALARY CUT THAN NON-HISPANICS**

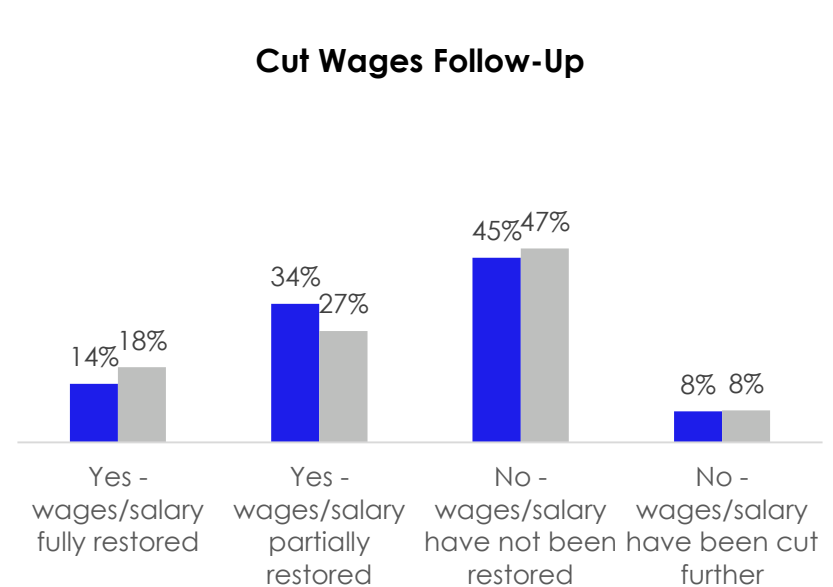
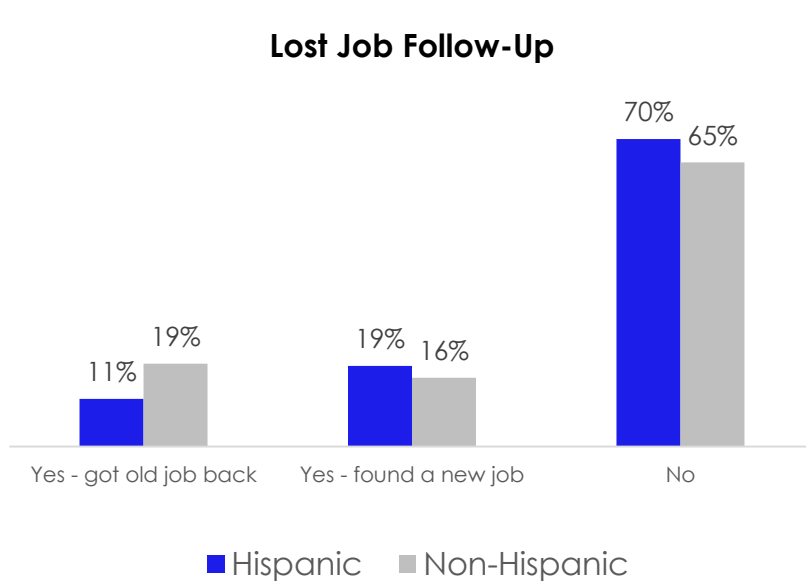
Have you lost your job or have your wages or salary been cut because of the coronavirus?

Besides you, has anyone in your family lost their job or have your wages or salary been cut because of the coronavirus?



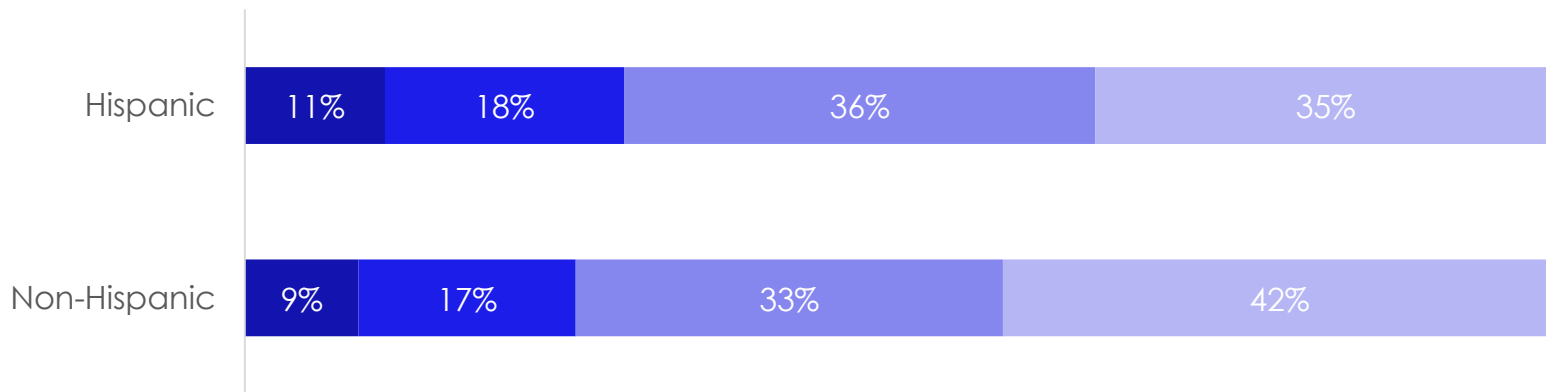
-AMONG THOSE WHO LOST JOB, OVER 65% HAVE NOT GOTTEN JOB BACK; 19% HISPANICS, 16% NON-HISPANICS FOUND NEW ONE
-AMONG THOSE WHO HAD WAGES CUT, OVER 45% HAVE NOT HAD WAGES RESTORED

*You answered that you had lost your job due to the coronavirus, have you since gotten your job back or found a new one?
 You answered that you had your wages or salary cut due to the coronavirus, have you since had your wages/salary restored?*



-35% OF HISPANICS, 42% NON-HISPANICS AGREE THAT SCHOOLS SHOULD NOT PHYSICALLY RE-OPEN THIS FALL, CONTINUE TO DO ONLINE EDUCATION ONLY
-36% OF HISPANICS, 33% NON-HISPANICS AGREE WITH “HYBRID” OPTION, SPLIT BETWEEN IN-PERSON AND ONLINE EDUCATION

Which of the following statements do you agree with most?



- Schools should physically open in the fall and operate as they have before the coronavirus
- Schools should physically open in the fall but only with adjustments to protect against the coronavirus
- Schools should open this fall with a “hybrid” option where students split their time between in-person and on-line education (i.e. half the students are physically at school at any time and the other half are on-line)
- Schools should not physically open in the fall and we should continue to do on-line education only

COVID-19/ECONOMY STATEMENTS

-MAJORITY OF RESPONDENTS ARE VERY WORRIED ABOUT WHAT IS HAPPENING TO THE ECONOMY; BELIEVE ECONOMY WILL GET WORSE IF COVID CASES RISE
-ABOUT TWO-THIRDS OF RESPONDENTS HAVE CUT BACK SPENDING IN REACTION TO CORONAVIRUS; EXPECT PERSONAL ECONOMIC SITUATION TO GET BETTER IN NEXT FEW YEARS
-HISPANICS GREATER AGREEMENT ECONOMY WILL BOUNCE BACK AS SOON AS RESTRICTIONS RELATED TO CORONAVIRUS ARE LIFTED

How much do you agree or disagree with each of the following statements? [Coronavirus crisis and the economy – 1 of 3]

Statement	Hispanic		Non-Hispanic	
	Agree	Disagree	Agree	Disagree
I am very worried about what is happening to the economy	78%	7%	80%	5%
I believe the economy will get worse if COVID cases rise	75%	6%	82%	7%
I have already cut back my spending significantly in reaction to the coronavirus	67%	12%	65%	16%
I expect my personal economic situation to get better in the next few years	66%	9%	63%	15%
I believe that the economy will bounce back as soon as the restrictions related to coronavirus are lifted	61%	19%	48%	31%
The economic problems caused by the lockdown of the country will hurt more people than the coronavirus	60%	20%	55%	23%
The impact of the coronavirus has hurt my personal economic situation significantly already	53%	21%	55%	28%

5 pt Scale: Agree = 4,5, Disagree = 1,2, Neutral = 3 (not reported), No opinion = 0 (Not reported)

Agree and Disagree above will not sum to 100%

Among registered voters 18+

Source: Univision political tracker in collaboration with Media Predict as of September 2020



ABOUT HALF OF RESPONDENTS AGREE:

- I EXPECT THE CORONAVIRUS WILL HURT PERSONAL ECONOMIC SITUATION SIGNIFICANTLY
- I AM CONFIDENT SOCIAL SECURITY/MEDICARE BENEFITS WILL BE AVAILABLE TO ME WHEN I RETIRE
- I EXPECT MY INCOME/SPENDING WILL RETURN TO PRE-CORONAVIRUS LEVELS ONCE ECONOMY REOPENS (HISPANICS GREATER AGREEMENT)

HISPANICS MORE WORRIED ABOUT MAKING OTHER PAYMENTS LIKE PHONE, CREDIT CARD, CAR PAYMENTS OVER THE NEXT FEW MONTHS

How much do you agree or disagree with each of the following statements? [Coronavirus crisis and the economy – 2 of 3]

Statement	Hispanic		Non-Hispanic	
	Agree	Disagree	Agree	Disagree
I expect that the coronavirus will hurt my personal economic situation significantly	51%	20%	54%	23%
I am confident that Social Security and Medicare benefits will be available to me when I retire, similarly to current retirees	51%	19%	53%	28%
I expect that my income will return to pre-coronavirus levels once the economy reopens	50%	16%	45%	16%
I expect that my spending will return to pre-coronavirus levels once the economy reopens	50%	18%	42%	29%
I am worried about making other payments, like phone, credit card, and car payments, over the next few months	50%	29%	40%	39%
I am worried about making my mortgage/rent payment over the next few months	47%	29%	40%	36%
I am more worried about the economy than I am about the coronavirus	44%	33%	39%	36%

5 pt Scale: Agree = 4,5, Disagree = 1,2, Neutral = 3 (not reported), No opinion = 0 (Not reported)

Agree and Disagree above will not sum to 100%

Among registered voters 18+

Source: Univision political tracker in collaboration with Media Predict as of September 2020



HISPANICS GREATER AGREEMENT:**-THE HEALTH RISK OF THE CORONAVIRUS IS OVERBLOWN****-I BELIEVE MY WAGES/SALARY WILL BE CUT SOMETIME IN THE NEXT FEW MONTHS****-ABOUT 40% OF RESPONDENTS ARE MORE CONFIDENT ABOUT PERSONAL ECONOMIC SITUATION THAN IN THE FIRST FEW MONTHS OF PANDEMIC****-RESPONDENTS DISAGREE: I BELIEVE I WILL LOSE MY JOB SOMETIME IN THE NEXT FEW MONTHS***How much do you agree or disagree with each of the following statements? [Coronavirus crisis and the economy – 3 of 3]*

Statement	Hispanic		Non-Hispanic	
	Agree	Disagree	Agree	Disagree
The health risk of the coronavirus is overblown	43%	39%	30%	50%
I believe that my wages/salary will be cut sometime in the next few months	38%	23%	28%	32%
I have started to spend more than I was spending in the first few months of the coronavirus pandemic	38%	36%	31%	47%
I am more confident about my personal economic situation than I was in the first few months of the coronavirus pandemic	38%	28%	43%	28%
I believe that I will lose my job sometime in the next few months	28%	33%	20%	42%

5 pt Scale: Agree = 4,5, Disagree = 1,2, Neutral = 3 (not reported), No opinion = 0 (Not reported)

Agree and Disagree above will not sum to 100%

Among registered voters 18+

Source: Univision political tracker in collaboration with Media Predict as of September 2020



HEALTHCARE

ABOUT 60% OF RESPONDENTS RANK BRINGING DOWN PRICE OF HEALTH INSURANCE DEDUCTIBLES, COPAYS, AND PREMIUMS AS TOP HEALTHCARE PRIORITY

-IMPROVING ACCESS TO HEALTHCARE SECOND MOST IMPORTANT, TIED WITH LOWERING PRICE OF PRESCRIPTION DRUGS AMONG HISPANICS

Other than the ongoing Coronavirus issues, which TWO of the following do you believe should be the top priorities when it comes to our nation's health care system...

Please rank the two top priorities when it comes to our nation's health care system, with 1 being the most important, and 2 being the 2nd most important.

Statement	Hispanic		Non-Hispanic	
	Selected	Rank Index	Selected	Rank Index
Bringing down the price of health insurance deductibles, copays and premiums	55%	137	62%	159
Improving access to health care	48%	128	50%	133
Lowering the price of prescription drugs	48%	119	43%	102
Ensuring that the latest drugs and treatments are available to patients	32%	76	32%	76
Dealing with the opioid/painkiller addiction epidemic	16%	40	13%	31

*The rank index is calculated by combining both how often each statement was chosen, and the ranking of each respondent's top 2 statements

MAJORITY OF RESPONDENTS AGREE:

-PEOPLE SHOULD BE REQUIRED TO WEAR FACEMASKS AND MAINTAIN SOCIAL DISTANCING UNTIL THREAT FROM CORONAVIRUS IS GONE

-DRUG ABUSE IS A SERIOUS PUBLIC HEALTH ISSUE IN THE U.S.

-I AM GENERALLY SATISFIED WITH MY HEALTHCARE COVERAGE

-ABOUT 50% OF RESPONDENTS BELIEVE MEDICAID AND MEDICARE ARE WORKING WELL NOW

How much do you agree or disagree with each of the following statements? **[Healthcare - 1 of 2]**

Statement	Hispanic		Non-Hispanic	
	Agree	Disagree	Agree	Disagree
People should be required to wear facemasks in public until the threat from coronavirus is gone	85%	7%	86%	5%
Drug abuse is a serious public health issue in the United States.	85%	4%	81%	6%
People should be required to maintain social distancing (i.e., stay at least 6 feet away from other people) until the threat from coronavirus is gone	84%	5%	86%	6%
I am generally satisfied with my healthcare coverage.	66%	17%	67%	14%
Government funded health insurance should be available to everyone in the United States.	64%	17%	71%	11%
The best way to address healthcare issues in the United States is to improve the current system, including improving the Affordable Care Act (also known as Obamacare).	62%	13%	69%	10%
Medicaid and Medicare are working well now.	52%	17%	52%	17%
Abortion should be legal only in the first trimester of pregnancy	45%	32%	44%	28%

5 pt Scale: Agree = 4,5, Disagree = 1,2, Neutral = 3 (not reported), No opinion = 0 (Not reported)

Agree and Disagree above will not sum to 100%

Among registered voters 18+

Source: Univision political tracker in collaboration with Media Predict as of September 2020



-ROUGHLY 40% OF RESPONDENTS AGREE MEDICARE FOR ALL WOULD NOT NEGATIVELY IMPACT QUALITY/AVAILABILITY OF HEALTHCARE SERVICES IN U.S.

-37% OF RESPONDENTS AGREE THE GOVT SHOULD ELIMINATE ALL PRIVATE HEALTH INSURANCE AND REPLACE IT WITH A GOVT RUN PROGRAM LIKE MEDICARE
RESPONDENTS DISAGREE:

-GOVT FUNDS SHOULD BE USED TO PAY FOR ABORTIONS; ABORTIONS SHOULD BE AVAILABLE TO A WOMAN ANY TIME DURING PREGNANCY (HISPANICS GREATER DISAGREEMENT)

-IN ORDER TO PAY FOR UNIVERSAL GOVT FUNDED HEALTH INSURANCE GOVT SHOULD RAISE MY TAXES

How much do you agree or disagree with each of the following statements? [Healthcare - 2 of 2]

Statement	Hispanic		Non-Hispanic	
	Agree	Disagree	Agree	Disagree
Medicare For All (that includes the elimination of all private health insurance) would not negatively impact the quality or availability of healthcare services in the United States.	38%	30%	45%	24%
The Government should eliminate all private health insurance and replace it with a Government-run program like Medicare.	37%	38%	37%	36%
In order to pay for universal government funded health insurance, the govt should raise my taxes.	29%	46%	34%	42%
Abortion should be available to a woman at any time during her pregnancy	29%	50%	32%	43%
Government funds should be used to pay for abortions.	23%	53%	27%	40%

5 pt Scale: Agree = 4,5, Disagree = 1,2, Neutral = 3 (not reported), No opinion = 0 (Not reported)

Agree and Disagree above will not sum to 100%

Among registered voters 18+

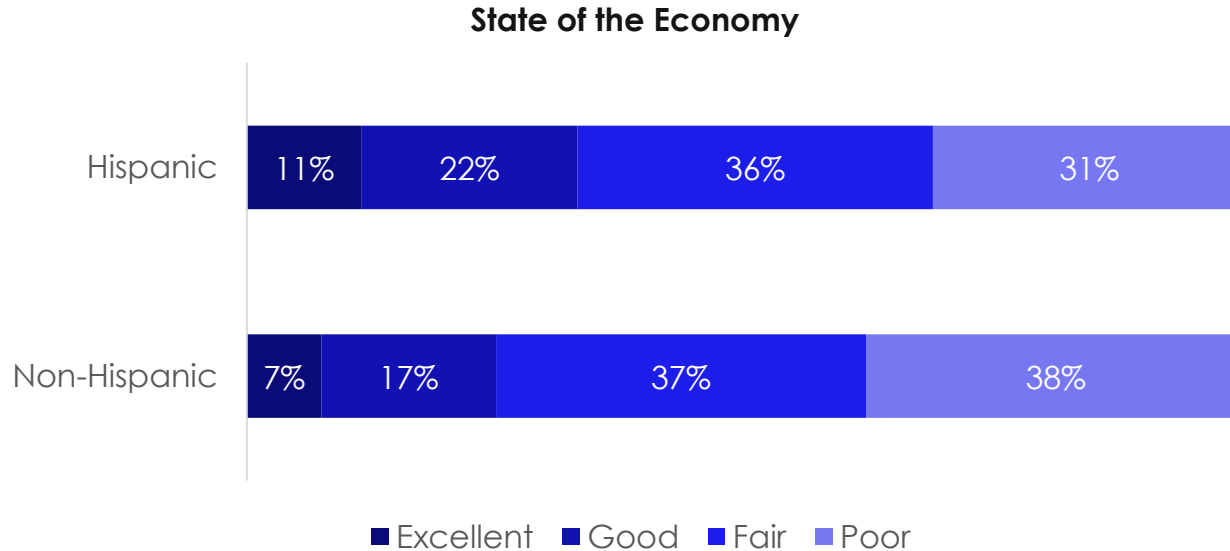
Source: Univision political tracker in collaboration with Media Predict as of September 2020



ECONOMY

11% OF HISPANICS, 7% NON-HISPANICS RATE THE ECONOMY AS EXCELLENT; 31% OF HISPANICS, 38% NON-HISPANICS RATE IT AS POOR

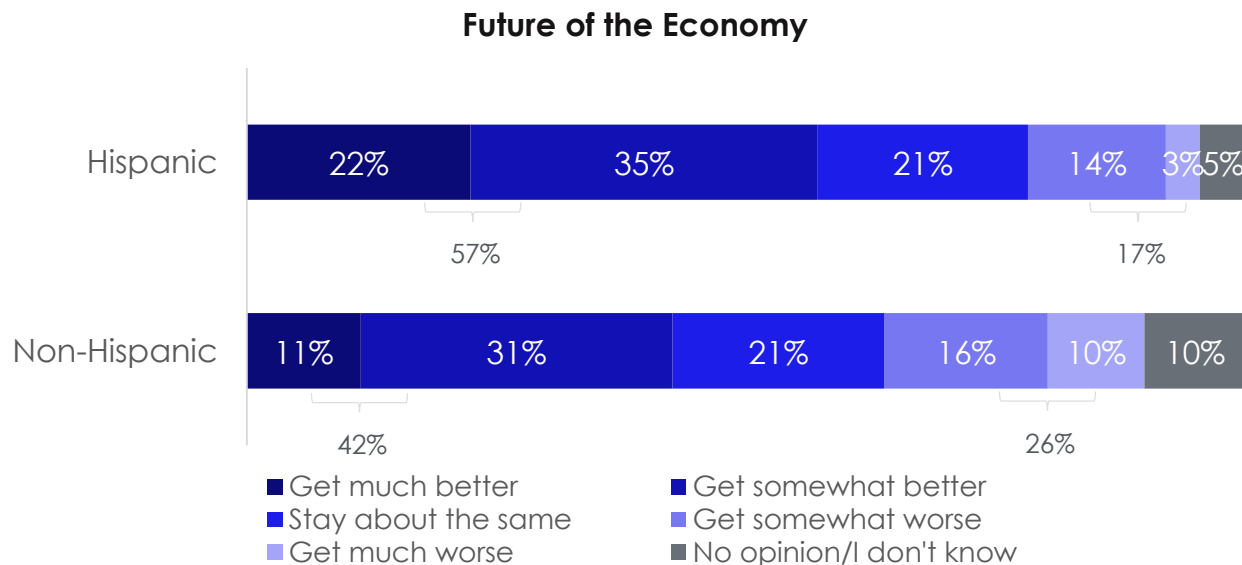
How would you rate the economy of the United States right now?



HOW WILL THE ECONOMY BE OVER NEXT FEW MONTHS?

-MUCH/SOMEWHAT BETTER: HISPANIC 57%, NON-HISPANIC 42%
-MUCH/SOMEWHAT WORSE: HISPANIC 17%, NON-HISPANIC 26%

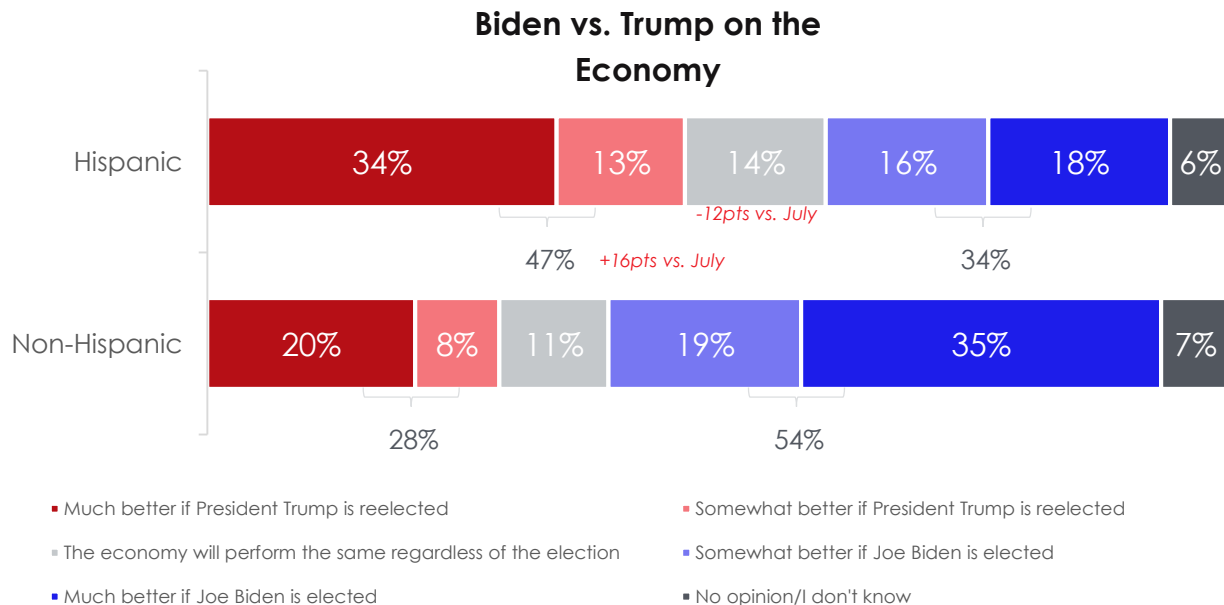
Thinking ahead to a few months from now... Do you believe the economy will get better, get worse, or stay about the same as it is now?



ECONOMY WILL DO BETTER TOP TWO BOX:

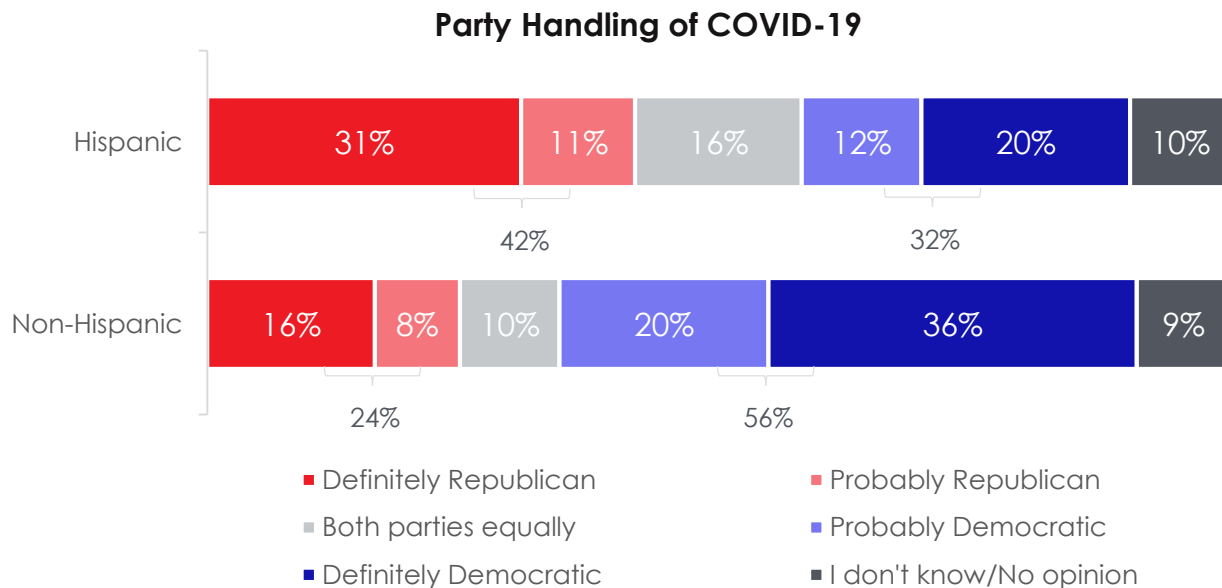
- IF BIDEN ELECTED: HISPANICS 34%, NON-HISPANICS 54%
- IF TRUMP REELECTED: HISPANICS 47%, NON-HISPANICS 28%

Will the economy do better if President Trump is reelected or if Joe Biden is elected president?



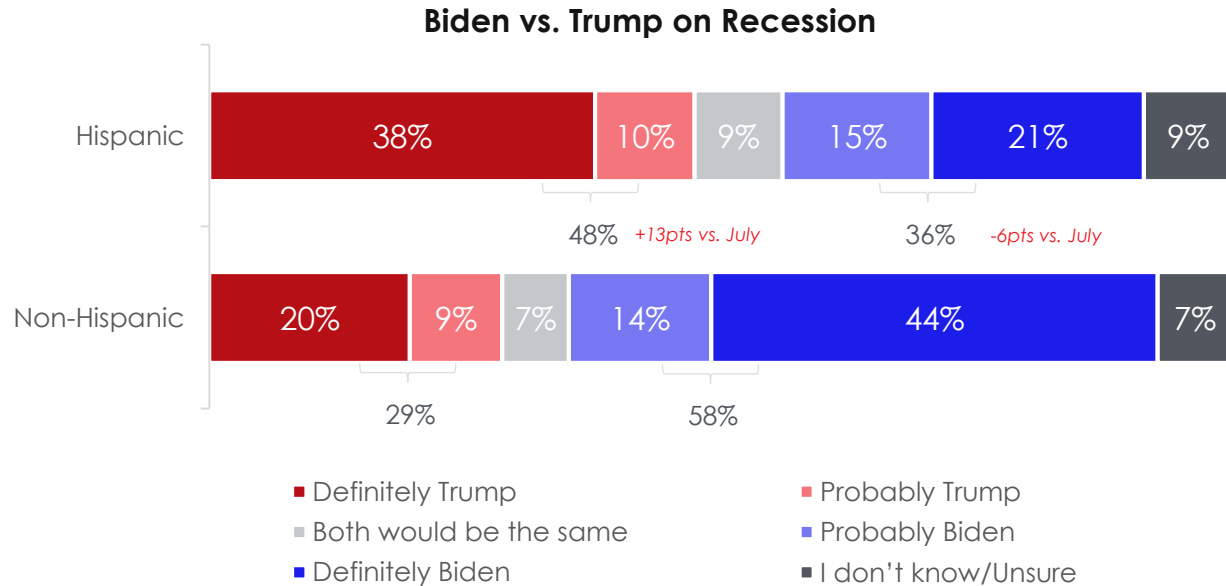
PARTY BETTER ABLE TO HANDLE ECONOMIC IMPACT OF THE VIRUS TOP TWO BOX:
-HISPANICS: DEMOCRATIC 32%, REPUBLICAN 42%
-NON-HISPANICS: DEMOCRATIC 56%, REPUBLICAN 24%

Which party is better able to handle the economic impact of the coronavirus?



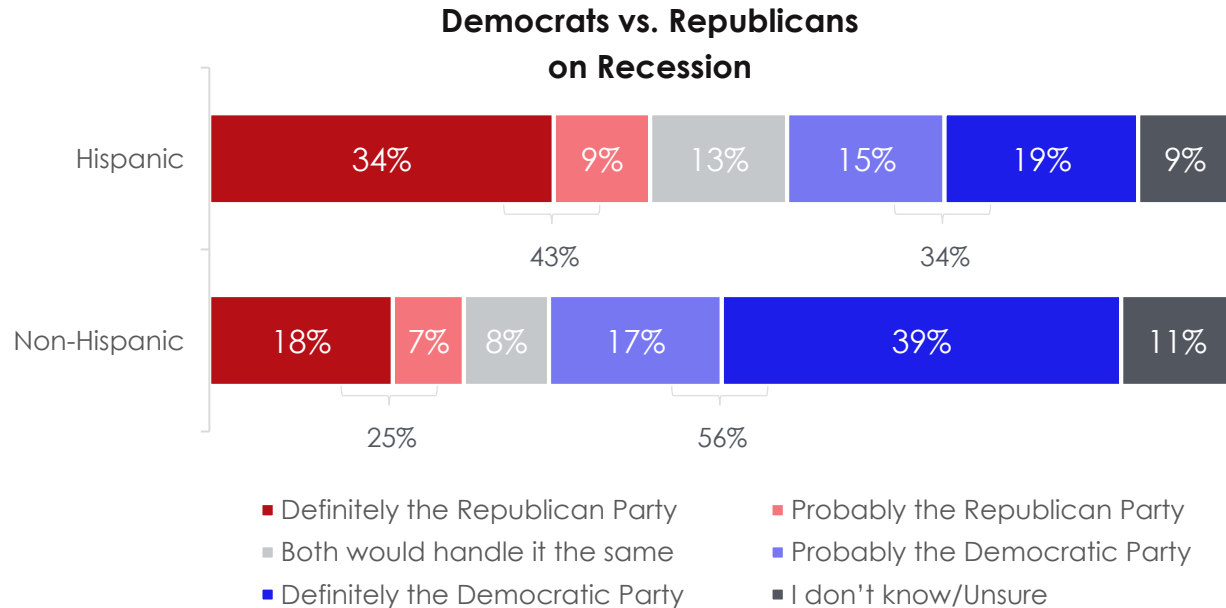
PRESIDENTIAL CANDIDATE BEST ABLE TO HANDLE AN ECONOMIC RECESSION TOP TWO BOX:
-BIDEN: HISPANICS 36%, NON-HISPANICS 58%
-TRUMP: HISPANICS 48%, NON-HISPANICS 29%

Which presidential candidate would best be able to handle an economic recession, President Donald Trump or Joe Biden?



POLITICAL PARTY BEST ABLE TO HANDLE AN ECONOMIC RECESSION TOP TWO BOX:
-REPUBLICAN: HISPANICS 43%, NON-HISPANICS 25%
-DEMOCRATIC: HISPANICS 34%, NON-HISPANICS 56%

Which political party would best be able to handle an economic recession, the Republican Party or the Democratic Party?

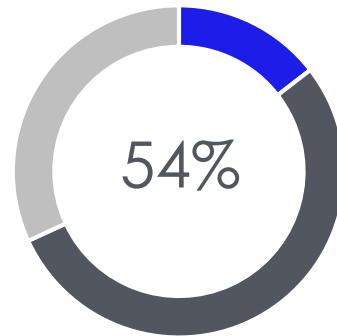


EDUCATION

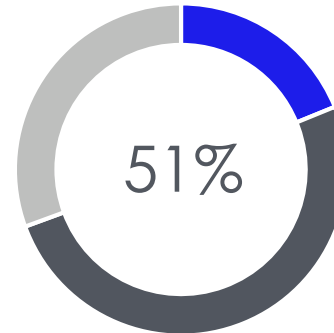
OVER 50% OF RESPONDENTS BELIEVE THE COUNTRY'S K-12 PUBLIC SCHOOL SYSTEM NEEDS SIGNIFICANT REFORM

State of the Education System

Do you believe that the country's K-12 public school system is working well as it is, does it need significant reforms, or does it need a complete overhaul?



Hispanics



Non-Hispanics

- It needs a complete overhaul
- It needs significant reform
- It is working well as it is

- OVER 60% OF RESPONDENTS AGREE THE PUBLIC SCHOOLS IN MY NEIGHBORHOOD ARE GOOD
- ABOUT 60% AGREE GIVING PARENTS CHOICES THROUGH VOUCHERS OR CHARTER SCHOOLS BEST WAY TO HELP CHILDREN IN DISTRICTS WITH POORLY PERFORMING SCHOOLS
- HISPANICS GREATER AGREEMENT: A COLLEGE EDUCATION IS ONLY WAY TO A GOOD-PAYING JOB
- ABOUT 60% AGREE FEDERAL GOVT SHOULD PAY DOWN STUDENT LOANS FOR MORE PEOPLE WHO BORROWED MONEY TO GO TO COLLEGE

How much do you agree or disagree with each of the following statements? [Education – 1 of 2]

Statement	Hispanic		Non-Hispanic	
	Agree	Disagree	Agree	Disagree
The public schools in my neighborhood are good.	67%	10%	60%	14%
A college education is the only way to a good-paying job.	64%	17%	47%	36%
Giving parents choices in schools through either vouchers or charter schools is the best way to help children in districts with poorly performing schools.	59%	10%	61%	18%
The federal government should pay down student loans for more people who borrowed money to go to college.	58%	22%	56%	22%
Charter schools are a good way to provide better education options for parents and students.	58%	11%	52%	16%
More emphasis should be placed on trade schools.	58%	6%	64%	6%
Public universities and community colleges should be free to attend and paid for by taxpayers.	56%	21%	53%	23%

5 pt Scale: Agree = 4,5, Disagree = 1,2, Neutral = 3 (not reported), No opinion = 0 (Not reported)

Agree and Disagree above will not sum to 100%

Among registered voters 18+

Source: Univision political tracker in collaboration with Media Predict as of September 2020



HALF OF ALL RESPONDENTS AGREE:

- **GIVING UNDERPERFORMING PUBLIC SCHOOLS MORE MONEY BEST WAY TO HELP THEM IMPROVE**

- **MORE MONEY NEEDS TO BE SPENT ON PUBLIC SCHOOLS EVEN IF IT MEANS RAISING MY TAXES SIGNIFICANTLY**

- **CHARTER SCHOOLS USE MONEY THAT WOULD BE BETTER SPENT IN TRADITIONAL PUBLIC SCHOOLS**

How much do you agree or disagree with each of the following statements? **[Education – 2 of 2]**

Statement	Hispanic		Non-Hispanic	
	Agree	Disagree	Agree	Disagree
Giving underperforming public schools more money is the best way to help them improve.	55%	21%	52%	24%
More money needs to be spent on public schools even if it means raising my taxes significantly	47%	27%	51%	25%
Charter schools use money that would be better spent in traditional public schools.	47%	20%	55%	13%

5 pt Scale: Agree = 4,5, Disagree = 1,2, Neutral = 3 (not reported), No opinion = 0 (Not reported)

Agree and Disagree above will not sum to 100%

Among registered voters 18+

Source: Univision political tracker in collaboration with Media Predict as of September 2020



**PUBLIC SAFETY
POLICE REFORM
PROTESTS**

- MAJORITY OF RESPONDENTS AGREE STRICTER BACKGROUND CHECKS ON THE SALE OF GUNS BEST WAY TO REDUCE GUN VIOLENCE; ASSAULT RIFLES SHOULD BE BANNED
- 68% OF RESPONDENTS BELIEVE STRICTER GUN CONTROL LAWS WOULD REDUCE CRIME
- HISPANICS GREATER SUPPORT FOR SECOND AMENDMENT GUN RIGHTS
- LESS THAN 40% OF RESPONDENTS AGREE CRIME GETTING WORSE IN NEIGHBORHOOD; FEEL LESS SAFE IN MY NEIGHBORHOOD THAN A YEAR AGO

How much do you agree or disagree with each of the following statements? **[Public Safety]**

Statement	Hispanic		Non-Hispanic	
	Agree	Disagree	Agree	Disagree
Stricter background checks on the sale of guns is the best way to reduce gun violence	78%	10%	82%	9%
Assault rifles should be banned	70%	12%	74%	11%
I believe that stricter gun control laws would reduce crime	68%	16%	68%	17%
I support Second Amendment gun rights	65%	14%	52%	19%
Local and State authorities should cooperate with federal immigration authorities	55%	20%	63%	14%
Crime is getting worse in my neighborhood	39%	30%	35%	37%
I feel less safe in my neighborhood than I did a year ago	39%	30%	34%	41%

5 pt Scale: Agree = 4,5, Disagree = 1,2, Neutral = 3 (not reported), No opinion = 0 (Not reported)

Agree and Disagree above will not sum to 100%

Among registered voters 18+

Source: Univision political tracker in collaboration with Media Predict as of September 2020



MAJORITY OF RESPONDENTS AGREE:

-THE POLICE MAKE MY NEIGHBORHOOD SAFER; LESS POLICE WOULD CAUSE CRIME TO GO UP SIGNIFICANTLY; I TRUST THE POLICE IN MY NEIGHBORHOOD; LOCAL POLICE DO A GOOD JOB

RESPONDENTS DISAGREE:

-MY LOCAL GOVT SHOULD COMPLETELY DEFUND THE POLICE; SHOULD SIGNIFICANTLY REDUCE RESOURCES FOR POLICE AND USE THE MONEY FOR OTHER PURPOSES

HISPANICS LOWER AGREEMENT: CRIMINAL JUSTICE SYSTEM IN U.S. TREATS MINORITIES UNFAIRLY; GREATER AGREEMENT: I BELIEVE POLICE IN U.S. GENERALLY TREAT MINORITIES FAIRLY

How much do you agree or disagree with each of the following statements? [Police Reform]

Statement	Hispanic		Non-Hispanic	
	Agree	Disagree	Agree	Disagree
The police make my neighborhood safer	75%	5%	78%	8%
Less police in my neighborhood would cause crime to go up significantly	71%	9%	62%	12%
I trust the police in my neighborhood	71%	8%	70%	14%
My local police do a good job	68%	9%	69%	10%
The criminal justice system in the United States treats minorities unfairly	52%	20%	60%	19%
I believe that police in the United States generally treat minorities fairly	49%	28%	41%	34%
My local government should significantly reduce the resources for police and use the money for other purposes	26%	53%	29%	45%
My local government should completely defund the police	23%	56%	22%	60%

5 pt Scale: Agree = 4,5, Disagree = 1,2, Neutral = 3 (not reported), No opinion = 0 (Not reported)

Agree and Disagree above will not sum to 100%

Among registered voters 18+

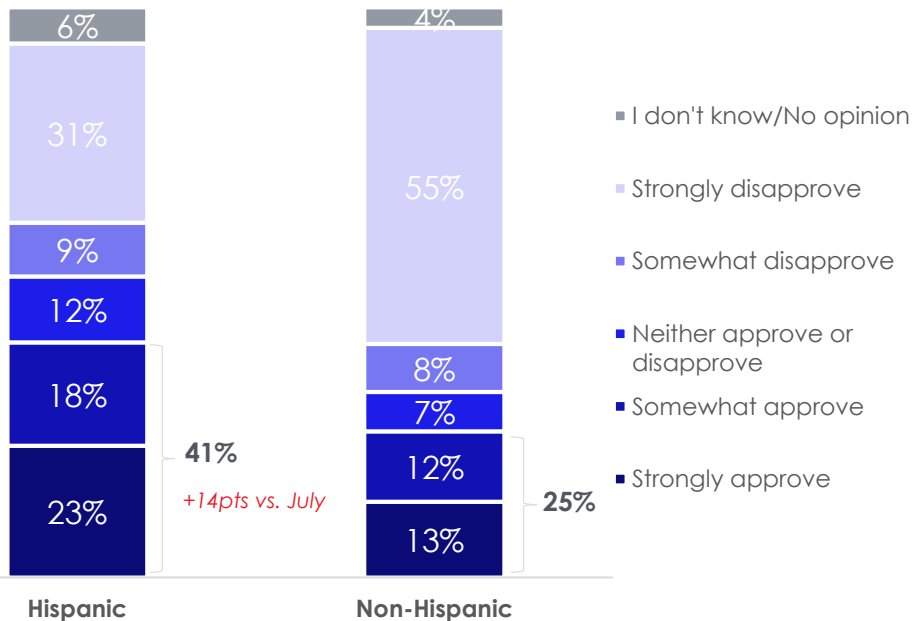
Source: Univision political tracker in collaboration with Media Predict as of September 2020



**TRUMP APPROVE HANDLING OF PROTEST TOP TWO BOX:
 -STRONGLY/SOMEWHAT APPROVE: HISPANICS 41%, NON-HISPANICS 25%
 BIDEN HANDLING OF PROTESTS BETTER OR WORSE TOP TWO BOX:
 -SOMEWHAT/MUCH BETTER: 43% HISPANICS, NON-HISPANICS 63%**

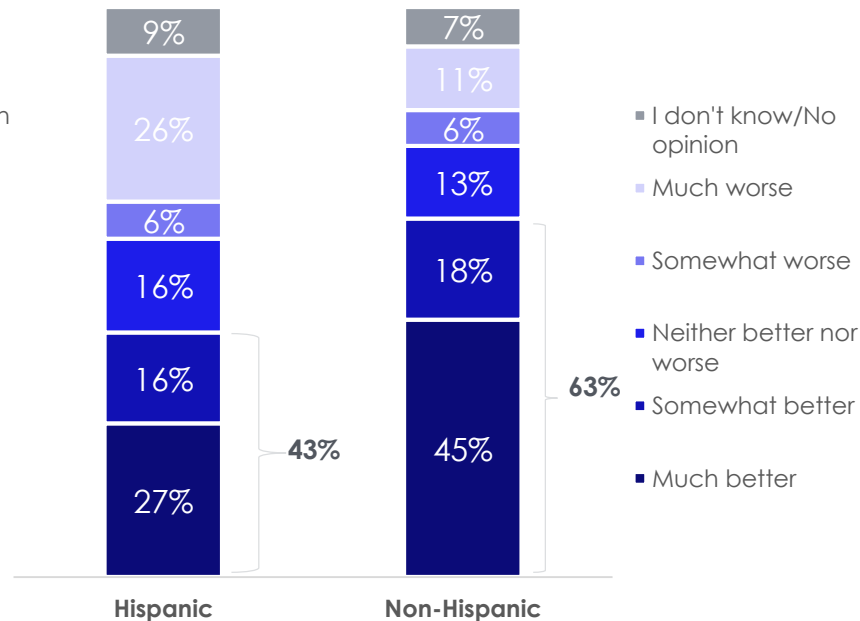
Trump Handling of Protests

All Respondents



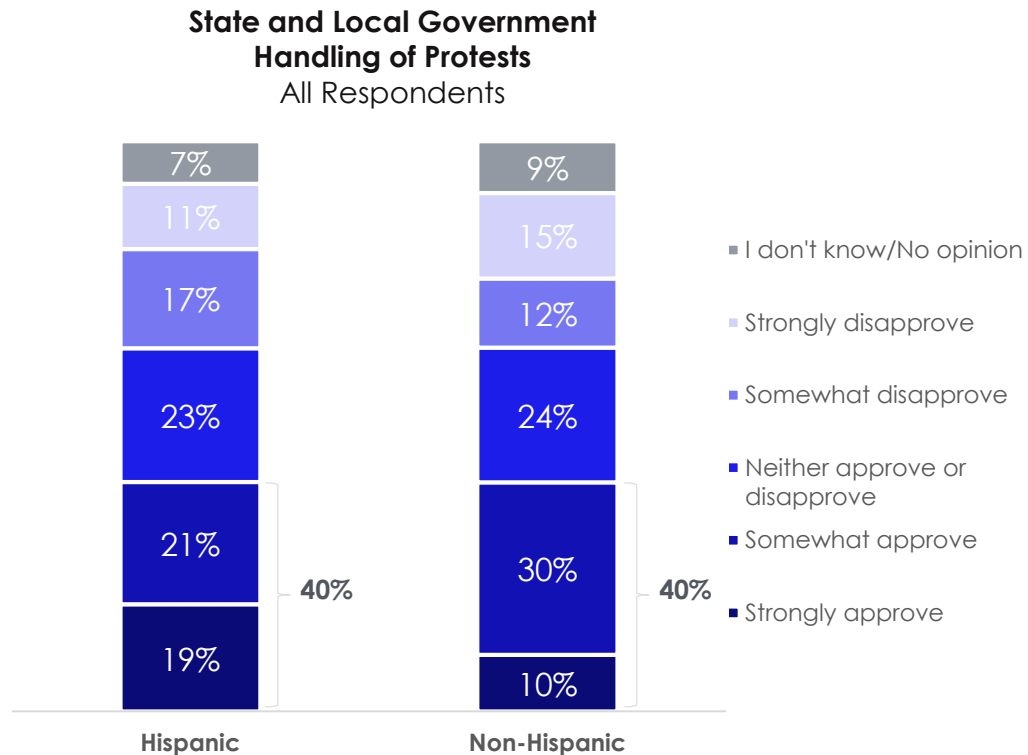
Biden Handling of Protests Better or Worse

All Respondents



Among registered voters 18+
 Source: Univision political tracker in collaboration with Media Predict as of September 2020

STATE AND LOCAL GOVT HANDLING OF PROTESTS TOP TWO BOX: 40% OF ALL RESPONDENTS STRONGLY/SOMEWHAT APPROVE



MAJORITY OF RESPONDENTS AGREE:

-THE PEOPLE THAT HAVE BEEN LOOTING AND DAMAGING PROPERTY SHOULD BE ARRESTED AND PROSECUTED; I AM VERY CONCERNED ABOUT THE VIOLENCE AND LOOTING THAT IS OCCURRING, LOOTING AND DESTRUCTION OF PROPERTY SHOULD HAVE BEEN STOPPED IMMEDIATELY

HISPANICS FAR GREATER AGREEMENT: IF NECESSARY, THE NATIONAL GUARD/U.S. ARMED FORCES SHOULD BE CALLED IN TO HELP LOCAL LAW ENFORCEMENT

How much do you agree or disagree with each of the following statements? **[Race Relations]**

Statement	Hispanic		Non-Hispanic	
	Agree	Disagree	Agree	Disagree
The people that have been looting and damaging property should be arrested and prosecuted	85%	3%	83%	4%
I am very concerned about the violence and looting that is occurring in some American cities	84%	6%	75%	7%
The looting and destruction of property during the protests should have been stopped immediately	82%	5%	83%	3%
I have become more concerned over the past few weeks about the violence and looting that is occurring in some American cities	76%	7%	70%	12%
If necessary, the national guard should be called in to help local law enforcement	73%	9%	60%	18%
I believe that organized outside groups have been mostly responsible for the violence and damage to property during the protests	71%	10%	70%	11%
I approve of the non-violent protests that started after the death of George Floyd in June 2020	66%	17%	77%	6%
If necessary, the United States Armed Forces should be called in to help local law enforcement	64%	18%	45%	33%

5 pt Scale: Agree = 4,5, Disagree = 1,2, Neutral = 3 (not reported), No opinion = 0 (Not reported)

Agree and Disagree above will not sum to 100%

Among registered voters 18+

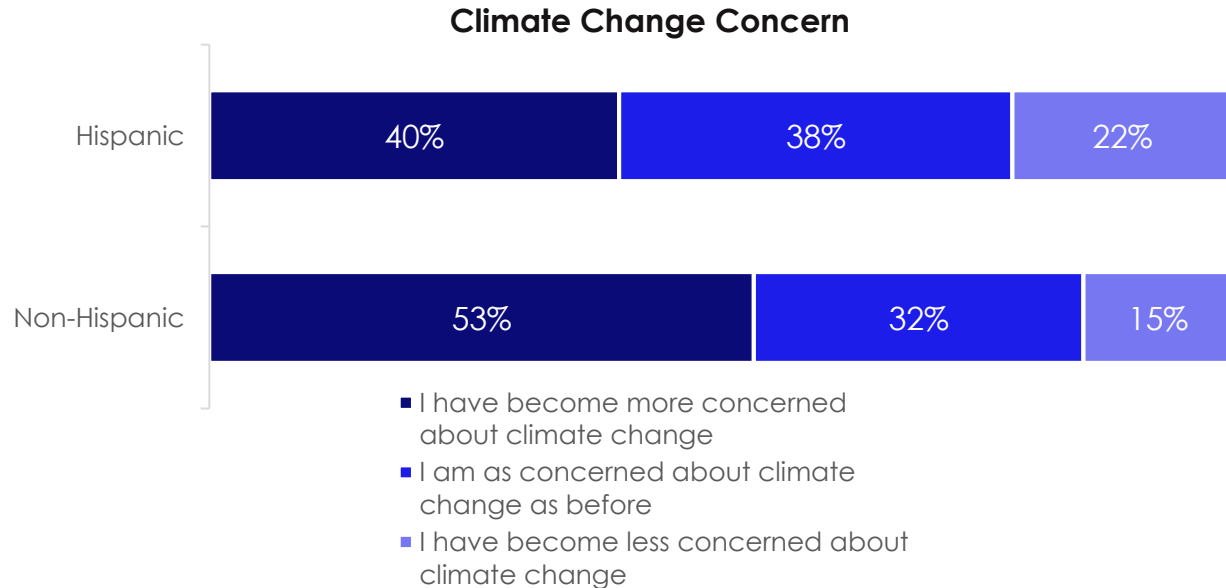
Source: Univision political tracker in collaboration with Media Predict as of September 2020



CLIMATE CHANGE

OVER THE PAST YEAR OR SO, 40% OF HISPANICS AND 53% OF NON-HISPANICS HAVE BECOME MORE CONCERNED ABOUT CLIMATE CHANGE

On the issue of climate change, over the past year or so have you become more concerned about this issue, less concerned about it, or about the same as before?



**ABOUT 80% OF RESPONDENTS AGREE:
 -CLIMATE CHANGE IS A RESULT OF HUMAN ACTIVITY
 -A VERY BIG THREAT TO PLANET
 NEARLY 60% AGREE ACTION SHOULD BE TAKEN EVEN IF IT MEANS SIGNIFICANT
 INCREASE IN MY TAXES**

How much do you agree or disagree with each of the following statements? **[Climate Change]**

Statement	Hispanic		Non-Hispanic	
	Agree	Disagree	Agree	Disagree
Climate change is a result of human activity.	79%	9%	76%	8%
Climate change is a very big threat to the planet.	79%	13%	81%	9%
Action should be taken on the environment even if it means a significant increase in my taxes.	56%	23%	57%	22%

5 pt Scale: Agree = 4,5, Disagree = 1,2, Neutral = 3 (not reported), No opinion = 0 (Not reported)

Agree and Disagree above will not sum to 100%

Among registered voters 18+

Source: Univision political tracker in collaboration with Media Predict as of September 2020



IMMIGRATION

-ABOUT 70% OF RESPONDENTS SUPPORT A PATHWAY TO LEGAL STATUS FOR UNDOCUMENTED IMMIGRANTS WHO HAVE NOT COMMITTED A SERIOUS CRIME

HISPANICS GREATER AGREEMENT:

-WE SHOULD REFORM IMMIGRATION LAWS TO GIVE HIGHER PRIORITY TO PEOPLE WITH NEEDED SKILLS AND EDUCATION

-THERE ARE TOO MANY UNDOCUMENTED IMMIGRANTS CROSSING THE BORDER INTO THE U.S.

RESPONDENTS DISAGREE:

-IT SHOULD NOT BE A CRIME TO CROSS THE BORDER ILLEGALLY

-GOVT BENEFITS SHOULD BE PROVIDED TO UNDOCUMENTED IMMIGRANTS FREE OF COST (NON-HISPANICS GREATER DISAGREEMENT)

How much do you agree or disagree with each of the following statements? [Immigration]

Statement	Hispanic		Non-Hispanic	
	Agree	Disagree	Agree	Disagree
We should provide a pathway to legal status (including citizenship) for undocumented immigrants who have been in the U.S. and have not committed a serious crime.	69%	10%	70%	11%
We should reform immigration laws to give higher priority to people with needed skills and education.	64%	9%	54%	12%
There are too many undocumented immigrants crossing the border into the United States.	61%	13%	48%	18%
I think that we should increase resources dedicated to managing the situation at the southern border of the U.S.	58%	13%	50%	14%
I support the existence of sanctuary cities even if it means a loss of some federal funding	40%	27%	39%	21%
Government benefits, like healthcare, should be provided to undocumented immigrants free of cost.	36%	38%	25%	49%
It should not be a crime to cross the border illegally.	29%	48%	33%	44%

5 pt Scale: Agree = 4,5, Disagree = 1,2, Neutral = 3 (not reported), No opinion = 0 (Not reported)

Agree and Disagree above will not sum to 100%

Among registered voters 18+

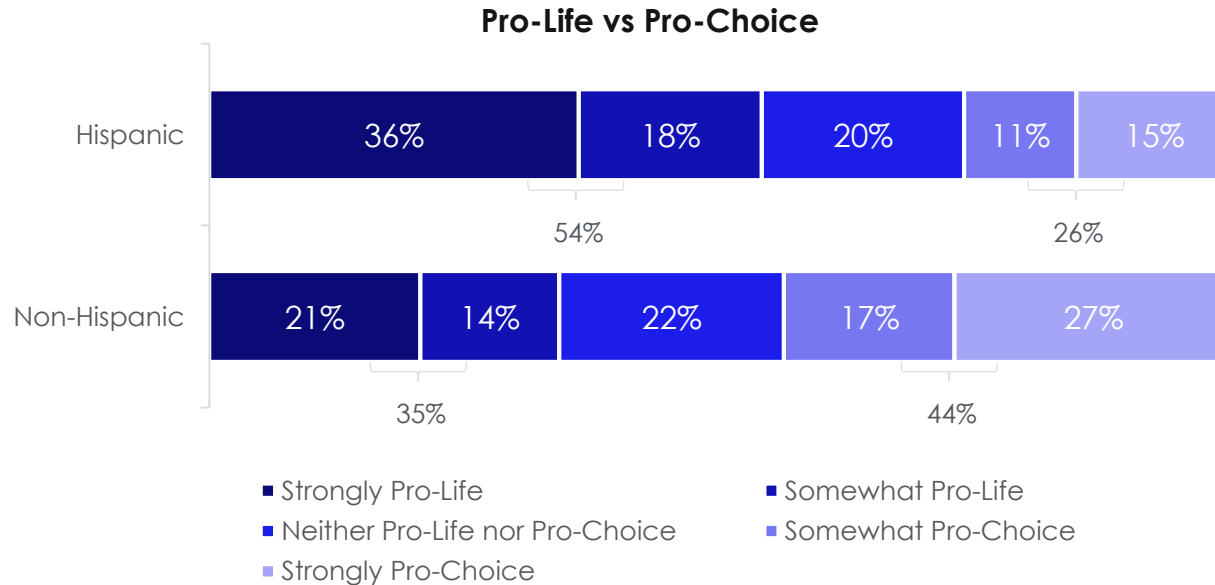
Source: Univision political tracker in collaboration with Media Predict as of September 2020



PRO LIFE OR PRO CHOICE

-54% HISPANICS STRONGLY/SOMEWHAT PRO-LIFE, 26% STRONGLY/SOMEWHAT PRO-CHOICE
-35% NON-HISPANICS STRONGLY/SOMEWHAT PRO-LIFE, 44% STRONGLY/SOMEWHAT PRO-CHOICE

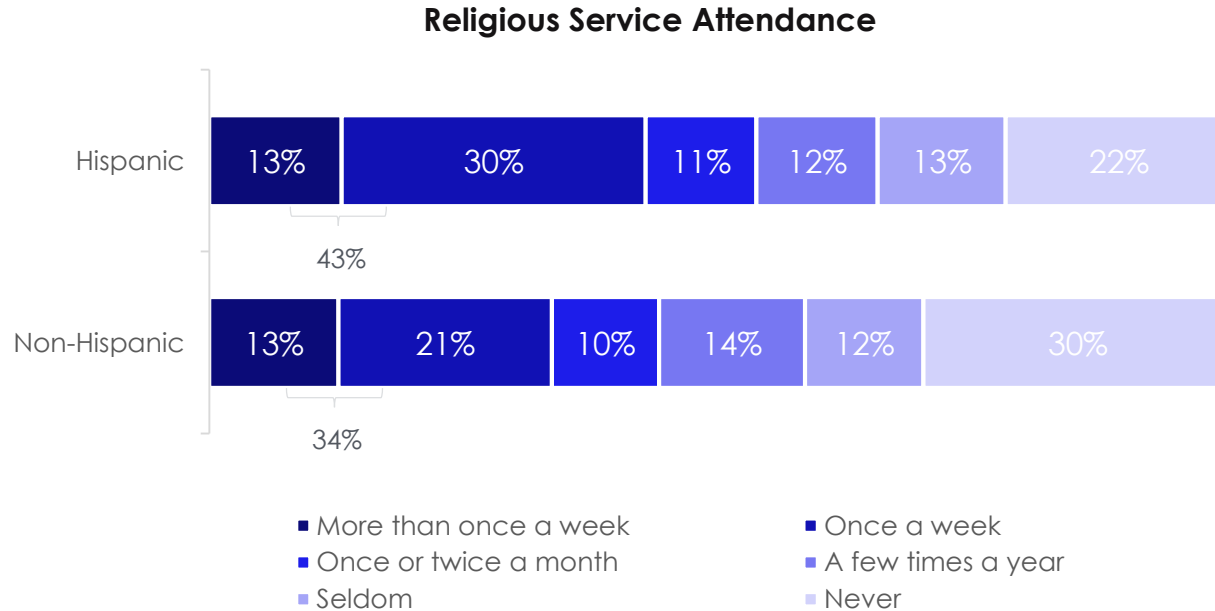
On the issue of abortion, do you consider yourself to be Pro-Life or Pro-Choice?



RELIGIOUS SERVICE ATTENDANCE

BEFORE PANDEMIC: 43% OF HISPANICS, 34% NON-HISPANICS ATTENDED RELIGIOUS SERVICES ONCE A WEEK OR MORE

To the best of your recollection, how often did you attend religious services before the coronavirus pandemic began?





THANK YOU