

UNIVISION & MEDIA PREDICT

2020 PRESIDENTIAL
ELECTION TRACKER

Miami

October



MP



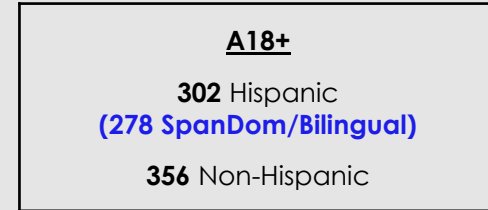
OBJECTIVES

- Measure current landscape of the 2020 candidates for president and other offices
- Assess voter sentiments towards current government officials and bodies
- Understand key issues and their degree of importance as motivators to vote

METHODOLOGY

Miami - A18+

- Online survey of **658** registered voters 18+

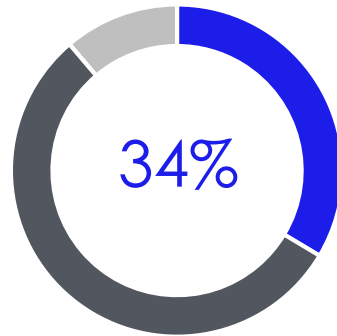


- In field 9/30/2020 – 10/7/2020
- Weighted to the registered voter universe by age, gender, education, and census division.
- **This Report: Hispanic SpanDom/Bilingual vs Non-Hispanic**

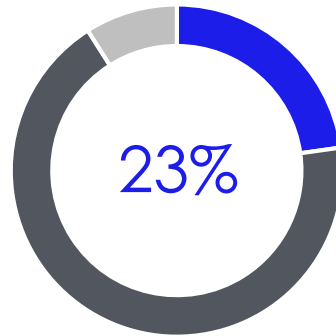
34% OF HISPANICS, 23% NON-HISPANICS FEEL UNITED STATES IS HEADED IN RIGHT DIRECTION

Right Direction or Wrong Track

In general, do you believe that the United States is headed in the right direction, or has gone off on the wrong track?



Hispanics



Non-Hispanics

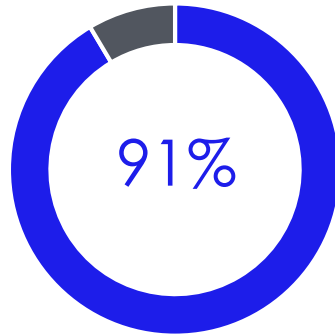
- Right direction
- Wrong track
- Unsure

2020 VOTE

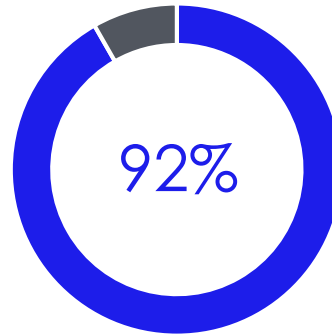
OVER 90% OF RESPONDENTS PLAN TO VOTE IN GENERAL ELECTION

Likelihood to Vote in 2020

On a scale of 1 to 10, how likely or unlikely are you to vote in the 2020 General Election, being held on November 3, 2020?



Hispanics

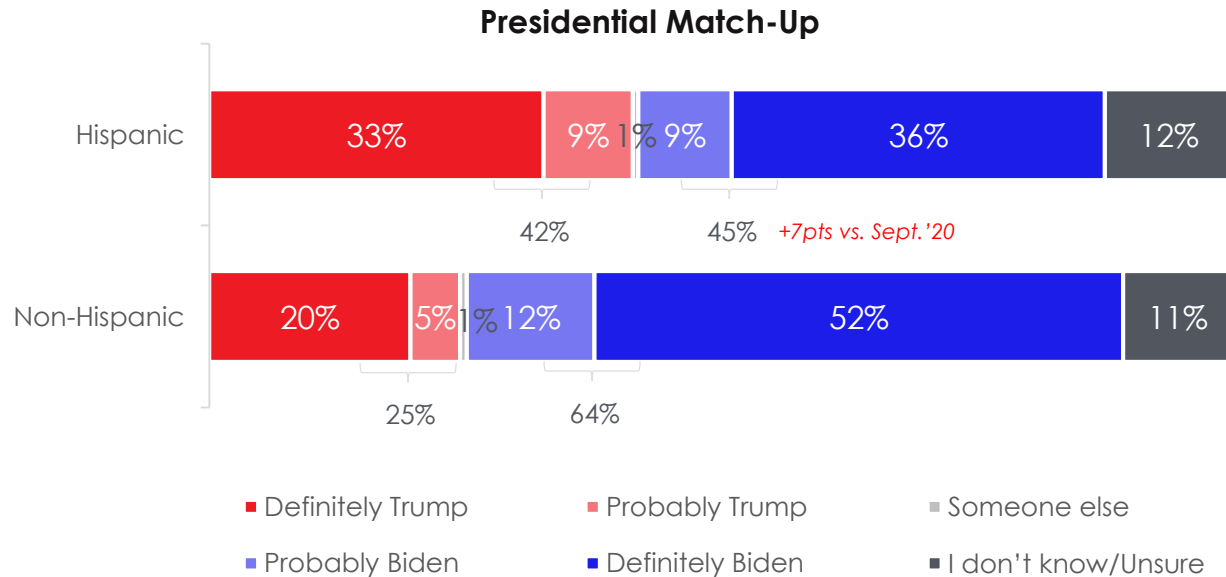


Non-Hispanics

- Likely
- Unlikely

TOP TWO BOX INTEND TO VOTE: HISPANICS 45% BIDEN, 42% TRUMP NON-HISPANICS 64% BIDEN, 25% TRUMP DON'T KNOW/UNSURE: 12% HISPANICS, 11% NON-HISPANICS

Based on what you know today, do you intend to vote for President Donald Trump, Democratic nominee Joe Biden, or someone else in the coming presidential election?

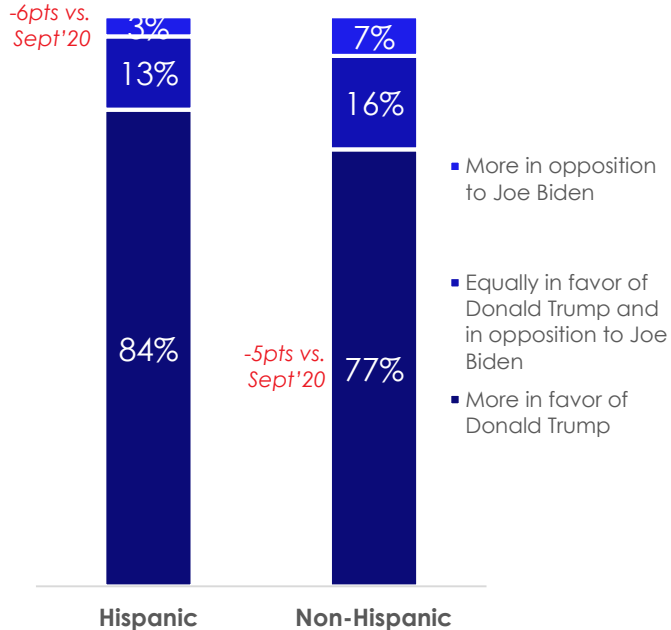


TRUMP VOTERS MORE ENTHUSIASTIC:

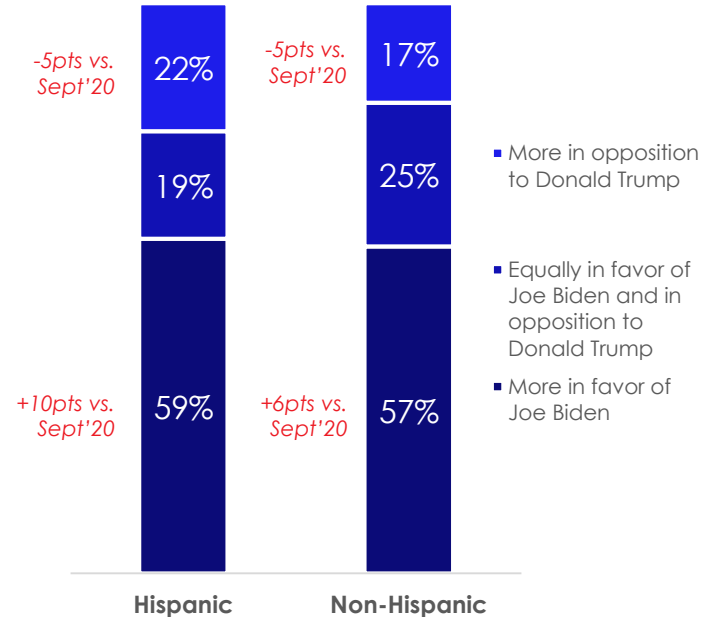
-TRUMP VOTERS: 3% HISPANICS, 7% NON-HISPANICS WILL DO SO IN OPPOSITION TO BIDEN; 84% HISPANICS, 77% NON-HISPANICS BECAUSE THEY FAVOR TRUMP

-BIDEN VOTERS: ABOUT 20% WILL DO SO IN OPPOSITION TO TRUMP, CLOSE TO 60% BECAUSE THEY FAVOR BIDEN

Voting Trump: Favor Trump or Oppose Biden

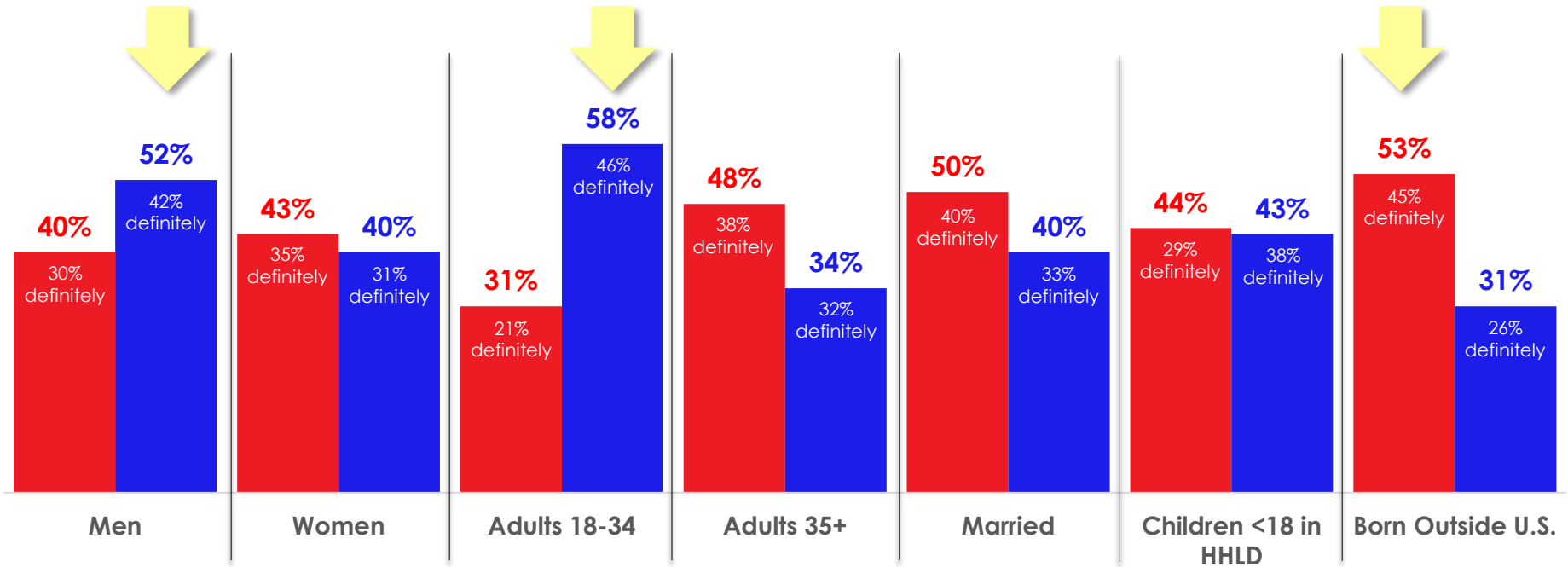


Voting Biden: Favor Biden or Oppose Trump



STRONGEST HISPANIC OPPORTUNITIES: TRUMP SUPPORTERS: FOREIGN BORN, MARRIED, ADULTS 35+ BIDEN SUPPORTERS: ADULTS 18-34, MEN, LIVING WITH CHILDREN <18 AT HOME

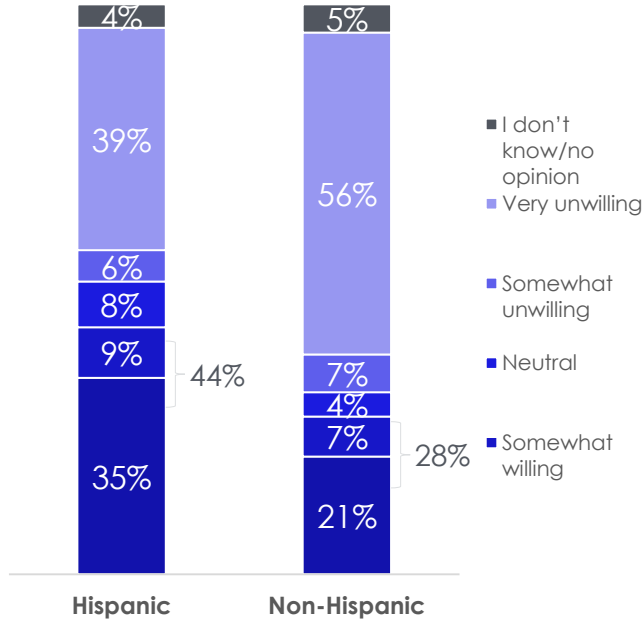
Based on what you know today, do you intend to vote for President Donald Trump, Democratic nominee Joe Biden, or someone else in the coming presidential election?



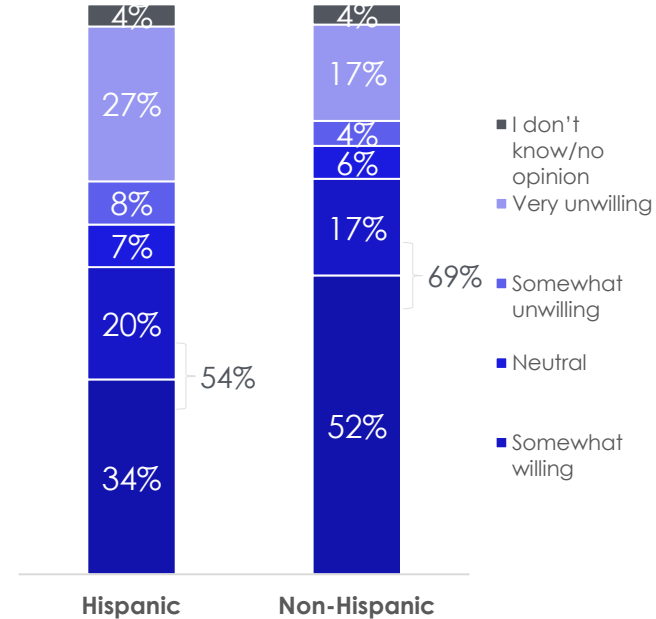
■ Trump ■ Biden

-44% HISPANICS, 28% NON-HISPANICS SOMEWHAT/VERY WILLING TO VOTE FOR TRUMP
-54% HISPANICS, 69% NON-HISPANICS SOMEWHAT/VERY WILLING TO VOTE FOR BIDEN

Willingness to Vote for Trump



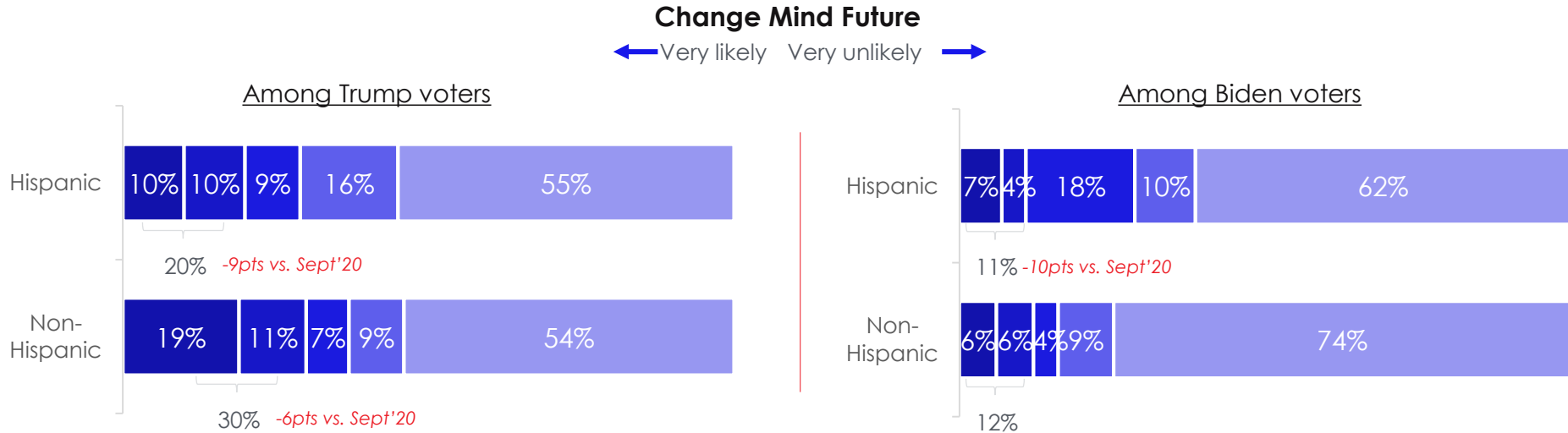
Willingness to Vote for Biden



TRUMP VS. BIDEN SUPPORTERS:

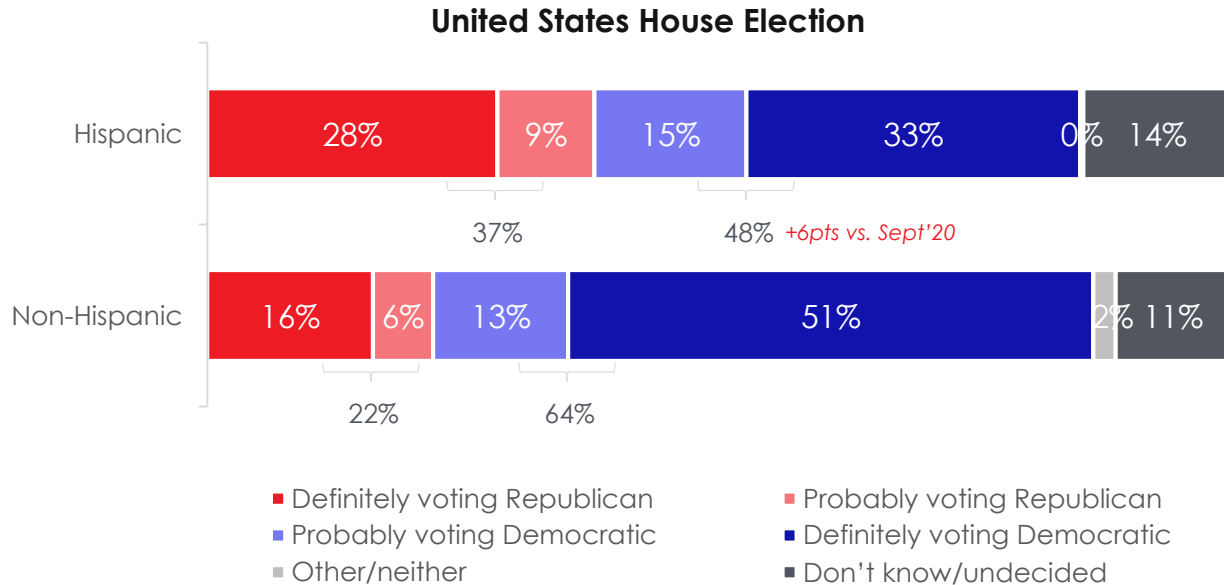
-AMONG TRUMP VOTERS, 20% OF HISPANICS, 30% NON-HISPANICS LIKELY TO CHANGE THEIR MIND ABOUT WHO THEY WILL VOTE FOR
-AMONG BIDEN VOTERS, 11% OF HISPANICS, 12% NON-HISPANICS LIKELY TO CHANGE THEIR MIND

How likely or unlikely are you to change your mind in the future about who you will vote for in the 2020 Presidential election?



HOUSE ELECTION PARTY VOTING INTENT TOP TWO BOX:
-HISPANICS 48% DEMOCRATIC, 37% REPUBLICAN
-NON-HISPANICS 64% DEMOCRATIC, 22% REPUBLICAN
-14% HISPANICS, 11% NON-HISPANICS DON'T KNOW/UNDECIDED

If the election for the United States House of Representatives were held today, which party's candidate would you vote for?

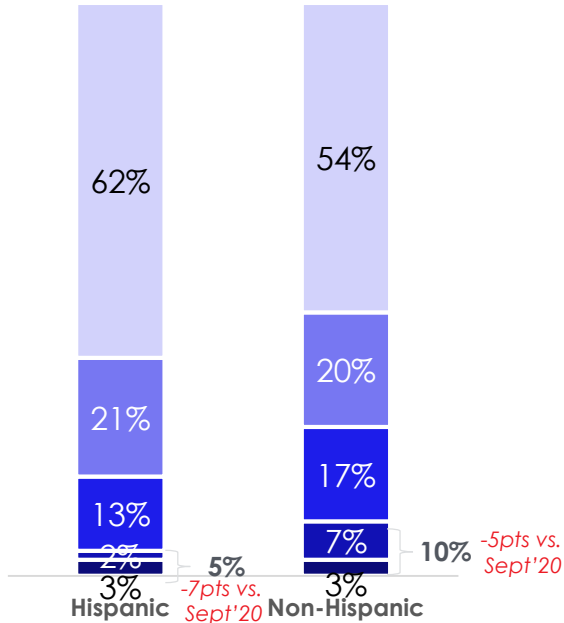


LIKELIHOOD TO VOTE FOR OTHER PARTY TOP TWO BOX:

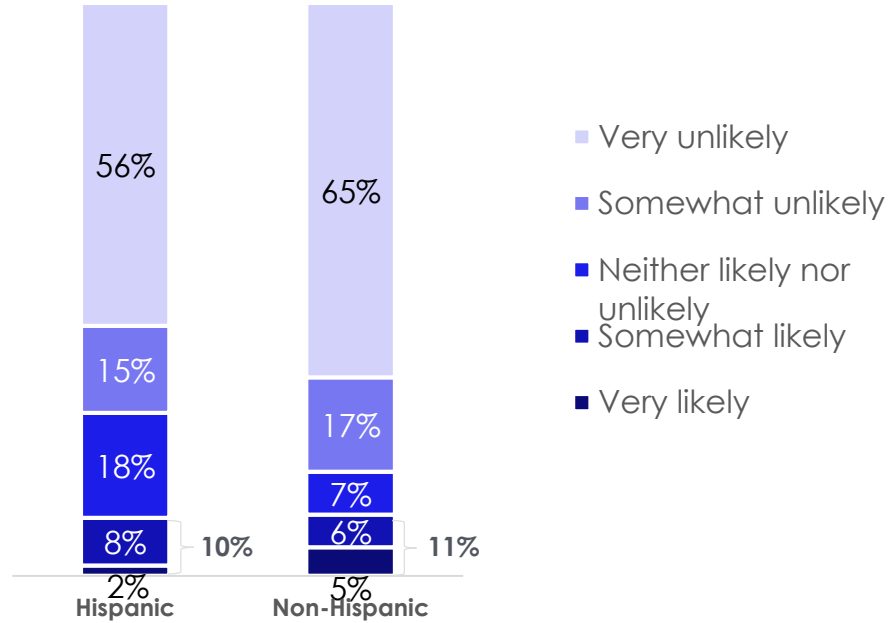
-AMONG REGISTERED REPUBLICANS: 5% HISPANICS, 10% NON-HISPANICS LIKELY TO VOTE FOR DEM CANDIDATE

-AMONG REGISTERED DEMOCRATS: 10% HISPANICS, 11% NON-HISPANICS LIKELY TO VOTE FOR REPUBLICAN CANDIDATE

Likelihood to Vote for Democratic Candidate
Among Republican Voters



Likelihood to Vote for Republican Candidate
Among Democratic Voters



- Very unlikely
- Somewhat unlikely
- Neither likely nor unlikely
- Somewhat likely
- Very likely

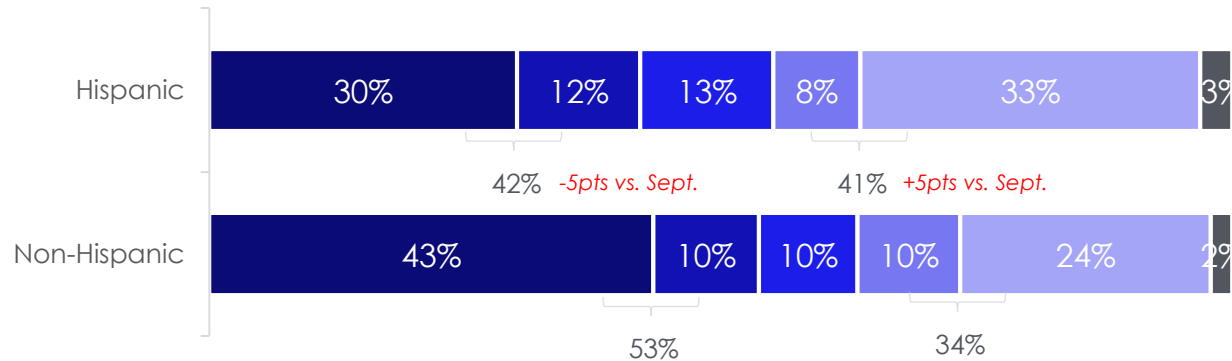
Among registered voters 18+
Source: Univision political tracker in collaboration with Media Predict as of October 2020

42% HISPANICS, 53% NON-HISPANICS MUCH/SOMEWHAT PREFER TO VOTE BY MAIL IN 2020 PRESIDENTIAL ELECTION

-HIGHER PREFERENCE AMONG HISPANICS TO VOTE IN PERSON

Would you prefer to vote by mail, if it is available, or in person in the 2020 Presidential Election?

Voting by Mail Preference



- Would much prefer to vote by mail
- Would somewhat prefer to vote by mail
- No preference
- Would somewhat prefer to vote in person
- Would much prefer to vote in person
- No opinion/I don't know

- 66% OF RESPONDENTS AGREE YOU SHOULD HAVE TO REQUEST A MAIL-IN BALLOT FROM YOUR STATE OR LOCAL GOVERNMENT IN ORDER TO BE ABLE TO VOTE BY MAIL
- ABOUT 70% OF RESPONDENTS SAY VOTING BY MAIL IS EASIER TO DO THAN VOTING IN IN PERSON; ABOUT 60% FEEL COMFORTABLE DOING SO
- HISPANICS GREATER AGREEMENT THAT VOTING BY MAIL IS MORE PRONE TO ABUSE AND FRAUD AND INCREASES CHANCE THAT VOTE WON'T BE COUNTED
- RESPONDENTS DISAGREE THAT STATE AND LOCAL GOVERNMENTS SHOULD MAIL BALLOTS TO EVERYONE ON THE VOTER LIST EVEN IF THEY AREN'T REQUESTED; EVEN IF SOME OF THE ADDRESSES ARE NOT UP TO DATE OR SOME OF THE PEOPLE NO LONGER LIVE IN THE JURISDICTION COVERED BY THE VOTER LIST

How much do you agree or disagree with each of the following statements? [Mail-In Voting]

Statement	Hispanic		Non-Hispanic	
	Agree	Disagree	Agree	Disagree
You should have to request a mail-in ballot from your state or local government in order to be able to vote by mail.	66%	8%	66%	13%
Voting by mail is easier to do than voting in person	66%	12%	72%	10%
I feel comfortable voting by mail	55%	29%	65%	20%
Voting by mail is more prone to abuse and fraud than voting in person	53%	26%	39%	39%
Voting by mail increases the chance that my vote will not be counted	50%	30%	36%	36%
My State and local governments should mail ballots to everyone on the voter list even if they aren't requested.	34%	42%	34%	40%
My State and local governments should mail ballots to everyone on the voter list even if some of the addresses are not up to date or some of the people on the list no longer live in the jurisdiction covered by the voter list.	23%	47%	23%	49%

5 pt Scale: Agree = 4,5, Disagree = 1,2, Neutral = 3 (not reported), No opinion = 0 (Not reported)

Agree and Disagree above will not sum to 100%

Among registered voters 18+

Source: Univision political tracker in collaboration with Media Predict as of October 2020



NET FAV/JOB APPROVAL

NET FAV:**-AMONG HISPANICS: BIDEN, DEMOCRATIC PARTY, DESANTIS HIGHEST; PELOSI LOWEST****-AMONG NON-HISPANICS: BIDEN, DEMOCRATIC PARTY, HARRIS HIGHEST; TRUMP LOWEST***For each candidate listed below, please indicate if you have a favorable or unfavorable opinion of them.*

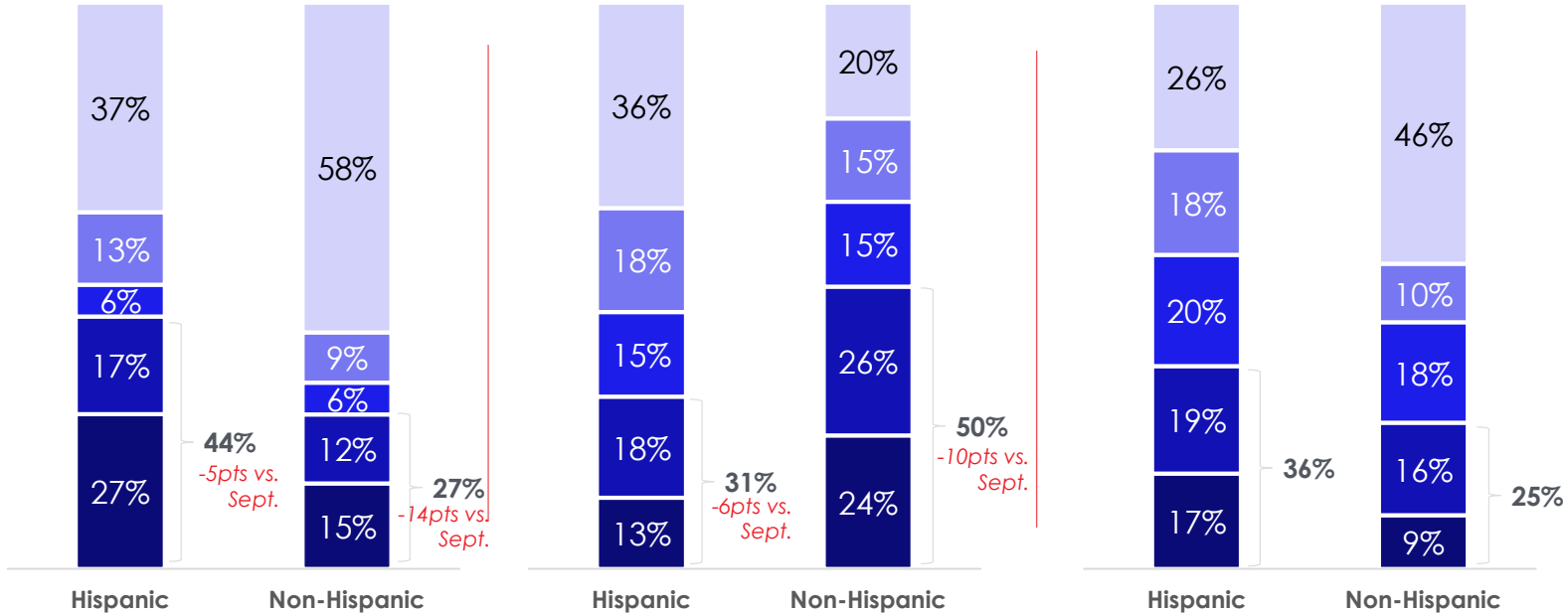
	Hispanic	Non-Hispanic
	Sept 2020	Sept 2020
Joe Biden	11%	46%
The Democratic Party	7%	35%
Ron DeSantis	5%	-31%
Kamala Harris	3%	34%
The Republican Party	2%	-33%
Mike Pence	1%	-29%
Donald Trump	-4%	-38%
Black Lives Matter	-10%	30%
Mitch McConnell	-11%	-35%
Chuck Schumer	-16%	6%
Nancy Pelosi	-18%	19%

**JOB APPROVAL TOP TWO BOX:
 TRUMP: HISPANICS 44%, NON-HISPANICS 27%
 PELOSI: HISPANICS 31%, NON-HISPANICS 50%
 MCCONNELL: HISPANICS 36%, NON-HISPANICS 25%**

Donald Trump Job Approval

Nancy Pelosi Job Approval

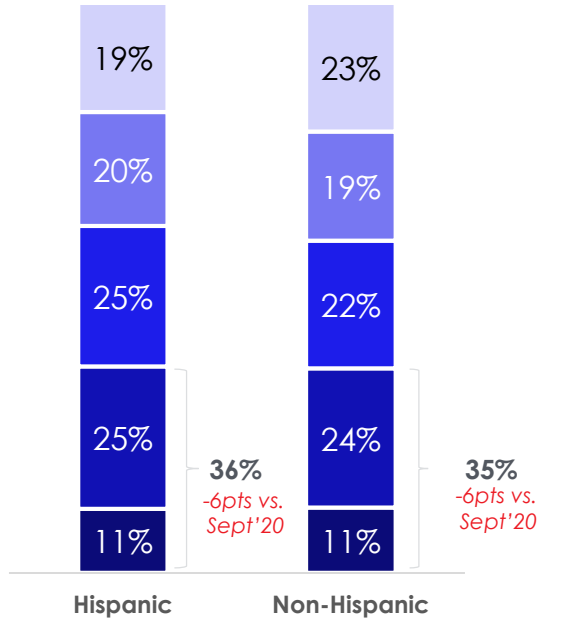
Mitch McConnell Job Approval



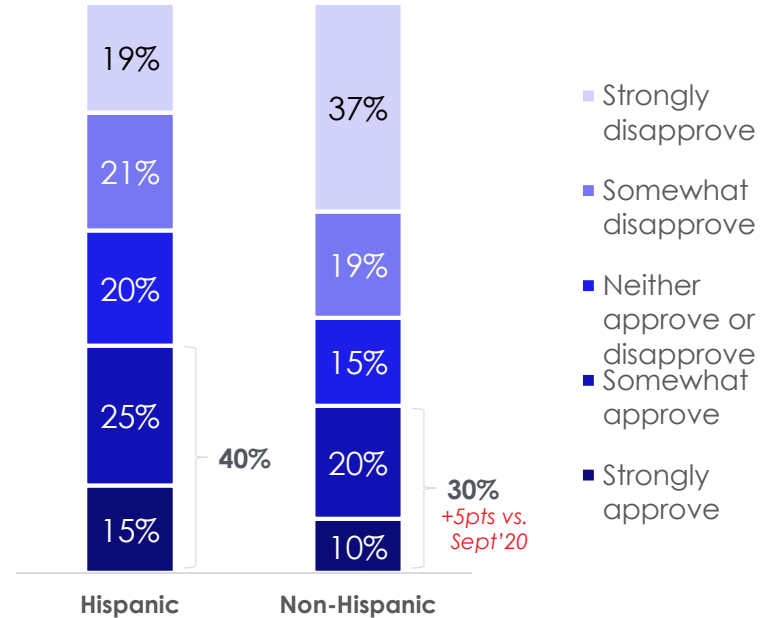
- Strongly disapprove
- Somewhat disapprove
- Neither approve or disapprove
- Somewhat approve
- Strongly approve

JOB APPROVAL TOP TWO BOX: HOUSE: 36% HISPANICS, 35% NON-HISPANICS SENATE: 40% HISPANICS, 30% NON-HISPANICS

U.S. House of Representatives Job Approval

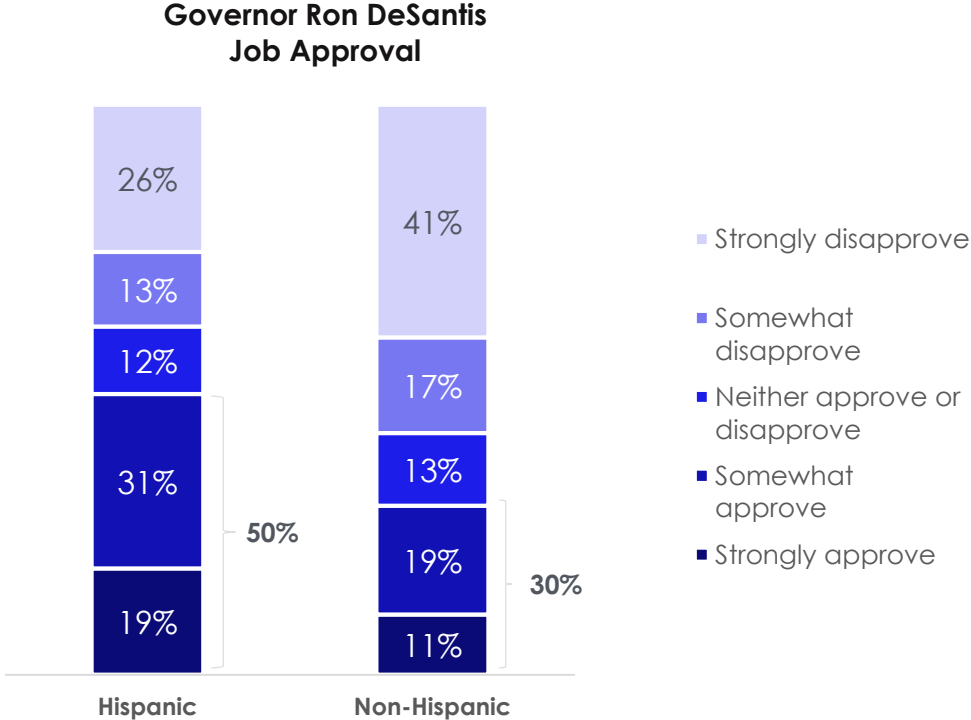


U.S. Senate Job Approval



- Strongly disapprove
- Somewhat disapprove
- Neither approve or disapprove
- Somewhat approve
- Strongly approve

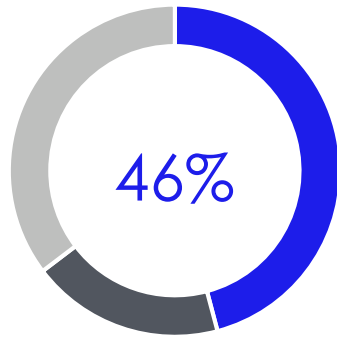
JOB APPROVAL TOP TWO BOX: DESANTIS: 50% HISPANICS, 30% NON-HISPANICS



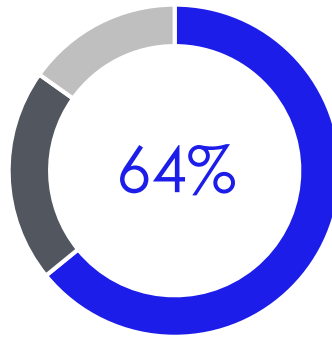
Among registered voters 18+
Source: Univision political tracker in collaboration with Media Predict as of October 2020

46% HISPANICS, 64% NON-HISPANICS DON'T SUPPORT TRUMP'S POLICIES OR LEADERSHIP STYLE

Trump Policy and Style Opinion



Hispanics



Non-Hispanics

- I don't support Donald Trump's policies or leadership style
- I support Donald Trump's policies but dislike his leadership style
- I support Donald Trump's policies and like his leadership style

THE ISSUES/CURRENT EVENTS

HISPANICS' TOP ISSUES ARE AMERICA'S TOP ISSUES: ECONOMY/JOB, IMPACT OF CORONAVIRUS ON ECONOMY, HEALTHCARE, CORONAVIRUS ARE KEY ISSUES AMONG ALL RESPONDENTS MANY ISSUES, INCLUDING ECONOMY/JOB, OF GREATER IMPORTANCE TO HISPANICS

How important are each of the following issues to you?

Issue Importance TopBox

	Hispanic (Top Box)	Non- Hispanic (Top Box)		Hispanic (Top Box)	Non- Hispanic (Top Box)
Economy / Jobs	79%	69%	Gun control	52%	55%
Impact of the coronavirus on the economy	71%	69%	Border security	49%	36%
Healthcare	70%	74%	The National Debt	48%	38%
Coronavirus / COVID - 19	69%	72%	Climate Change	47%	54%
Cost of Living	68%	59%	Foreign Policy/International Trade	47%	37%
Social Security / Medicare	67%	65%	Immigration reform	46%	34%
Education	64%	57%	Race Relations	44%	49%
Crime and public safety	63%	60%	Second amendment rights	42%	38%
National security / Terrorism	62%	53%	Police Reform	42%	46%
Taxes	56%	52%	Infrastructure investment	37%	34%
Entitlements / social services reform (Medicare, Welfare, etc.)	56%	51%	Social issues like abortion or LGBTQ rights	29%	40%
Military / Veterans	53%	44%			

KEY ISSUES FOR LIKELY TRUMP VOTERS: ECONOMY/JOB, NATIONAL SECURITY/TERRORISM, CRIME AND PUBLIC SAFETY

KEY ISSUES FOR LIKELY BIDEN VOTERS: CORONAVIRUS, ECONOMY/JOB, IMPACT OF CORONAVIRUS ON ECONOMY

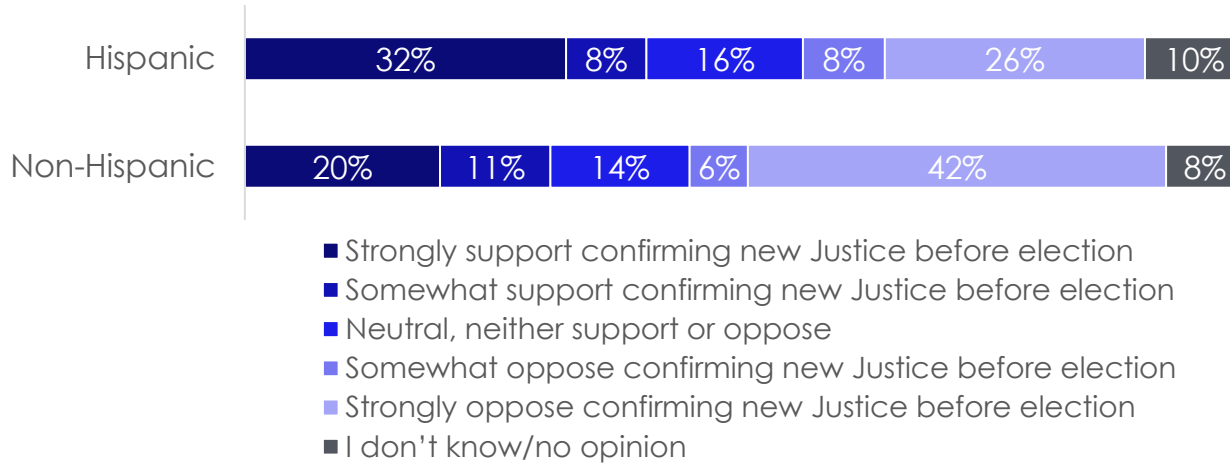
Top 10 issues among definitely/probably <u>Trump</u> voters	% Hispanic Top Box
Economy / Jobs	79%
National Security / Terrorism	77%
Crime and Public Safety	76%
Social Security / Medicare	71%
Border Security	70%
Cost of Living	68%
Impact of Coronavirus on the Economy	68%
Healthcare	68%
Military / Veterans	67%
Taxes	66%

Top 10 issues among definitely/probably <u>Biden</u> voters	% Hispanic Top Box
Coronavirus / COVID - 19	77%
Economy / Jobs	74%
Impact of Coronavirus on the Economy	70%
Healthcare	69%
Cost of Living	69%
Education	66%
Social Security / Medicare	63%
Gun Control	62%
Race Relations	57%
Climate Change	55%

**CONFIRMING NEW JUSTICE BEFORE ELECTION TOP TWO BOX:
 -40% HISPANICS, 31% NON-HISPANICS STRONGLY/SOMEWHAT STRONGLY SUPPORT
 -34% HISPANICS, 48% NON-HISPANICS STRONGLY/SOMEWHAT STRONGLY OPPOSE**

Supreme Court Justice Ruth Bader Ginsburg has recently passed away. Do you support or oppose her replacement being confirmed before the November 2020 election?

Ruth Bader Ginsberg Replacement

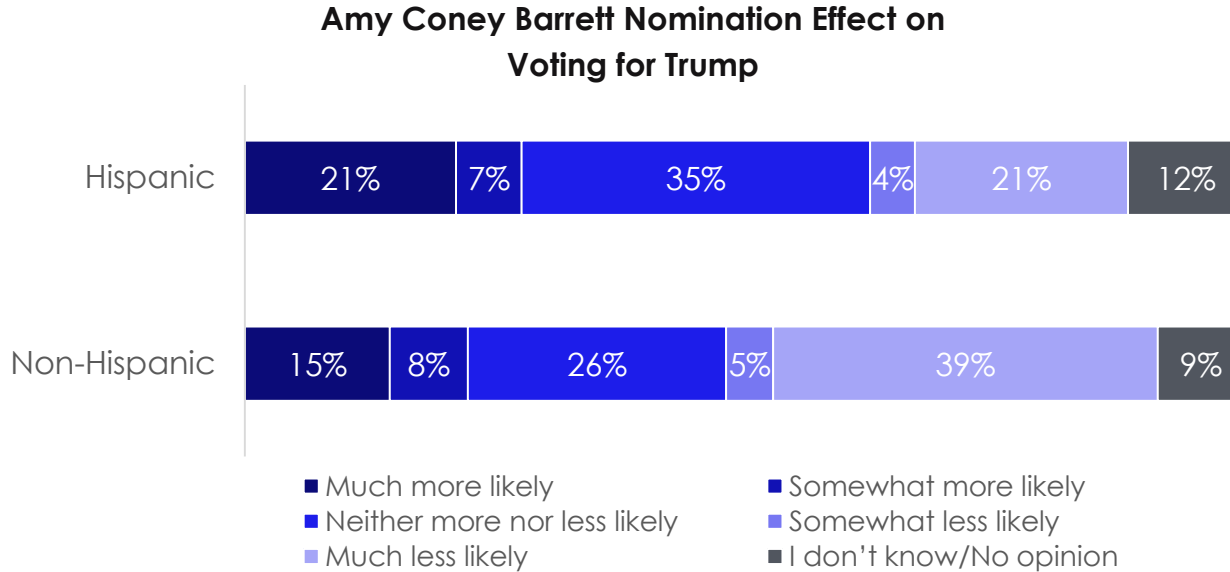


IMPACT OF TRUMP NOMINATING AMY CONEY BARRET:

-21% HISPANICS, 15% NON-HISPANICS MUCH MORE LIKELY TO VOTE FOR TRUMP

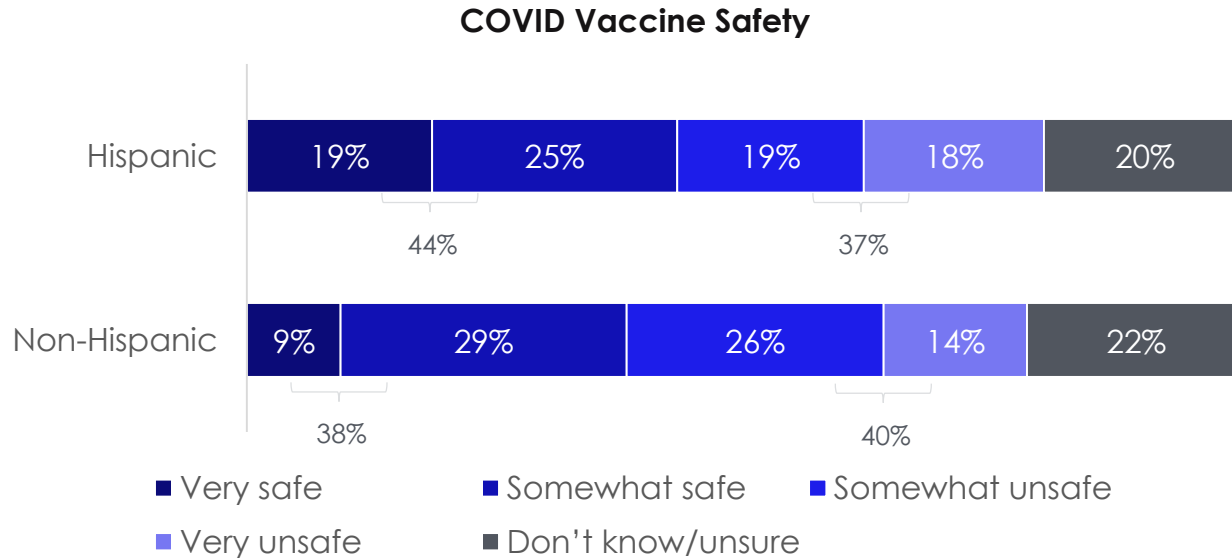
-21% HISPANICS, 39% NON-HISPANICS MUCH LESS LIKELY TO VOTE FOR TRUMP

President Trump has nominated Judge Amy Coney Barrett to fill the Supreme Court vacancy that arose from the passing of Justice Ruth Bader Ginsberg. Does this nomination make you more or less likely to vote for Donald Trump for President?



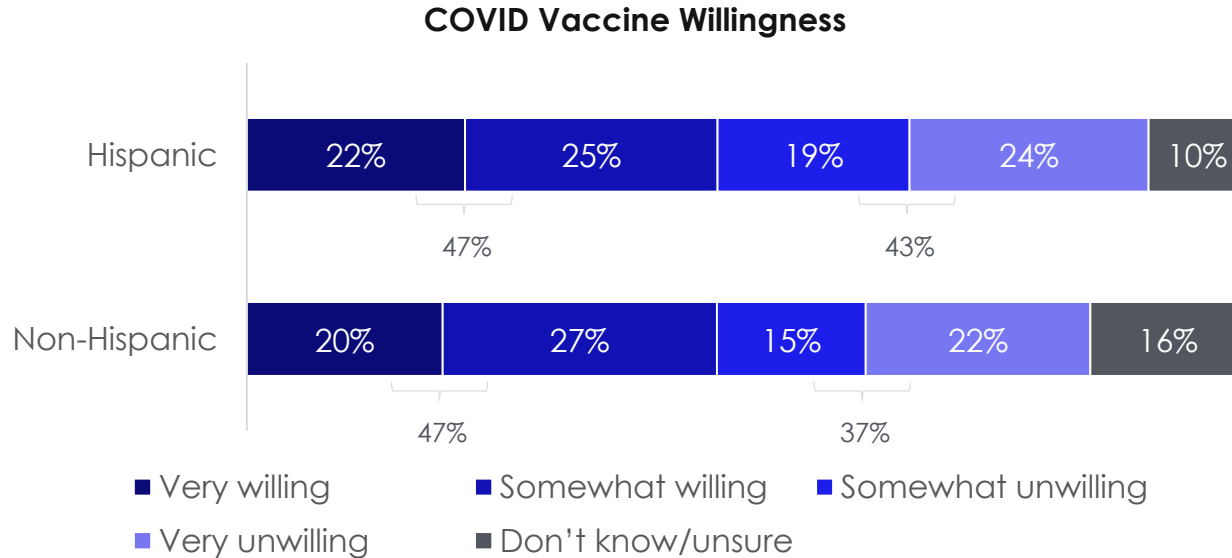
VACCINE SAFETY IF AVAILABLE BEFORE END OF YEAR TOP TWO BOX:
-VERY/SOMEWHAT SAFE: HISPANICS 44%, NON-HISPANICS 38%
-VERY/SOMEWHAT UNSAFE: HISPANICS 37%, NON-HISPANICS 40%

If a vaccine for COVID-19 was available before the end of the year, how safe do you think it will be to take?



**WILLING TO TAKE VACCINE BEFORE END OF YEAR TOP TWO BOX:
 -VERY/SOMEWHAT WILLING: 47% ALL RESPONDENTS
 -VERY/SOMEWHAT UNWILLING: HISPANICS 43%, NON-HISPANICS 37%**

If a vaccine for COVID-19 was available before the end of the year and you believed it was safe, how willing or unwilling would you be to take it?

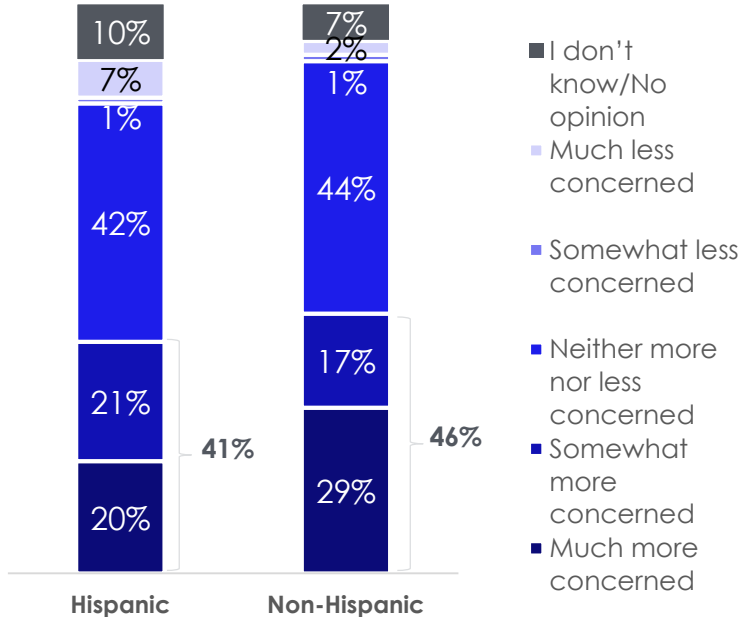


EFFECT OF TRUMP COVID DIAGNOSIS:

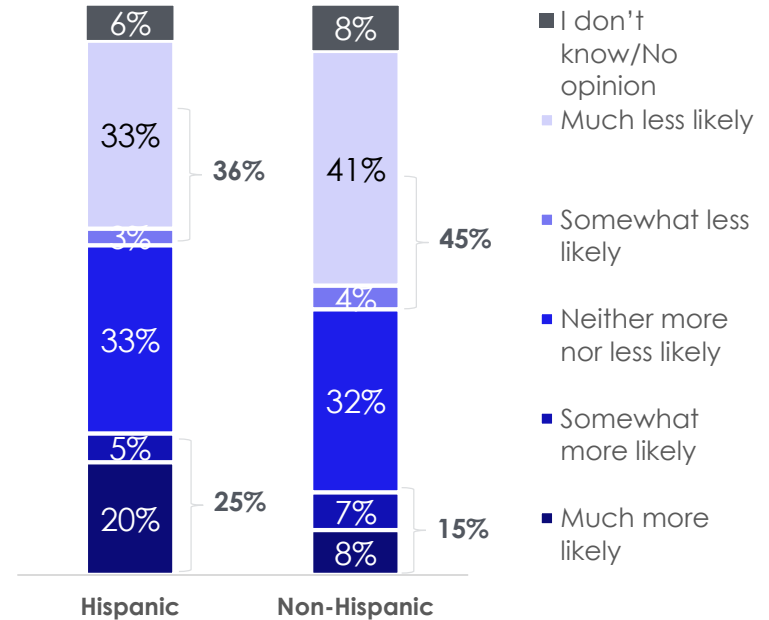
-41% HISPANICS, 46% NON-HISPANICS SOMEWHAT/MUCH MORE CONCERNED FOR SELF AND FAMILY

-36% HISPANICS, 45% NON-HISPANICS SOMEWHAT/MUCH LESS LIKELY TO VOTE TRUMP

Effect of Trump COVID Diagnosis on Concern for Self and Family



Effect of Trump COVID Diagnosis on Likelihood to Vote Trump

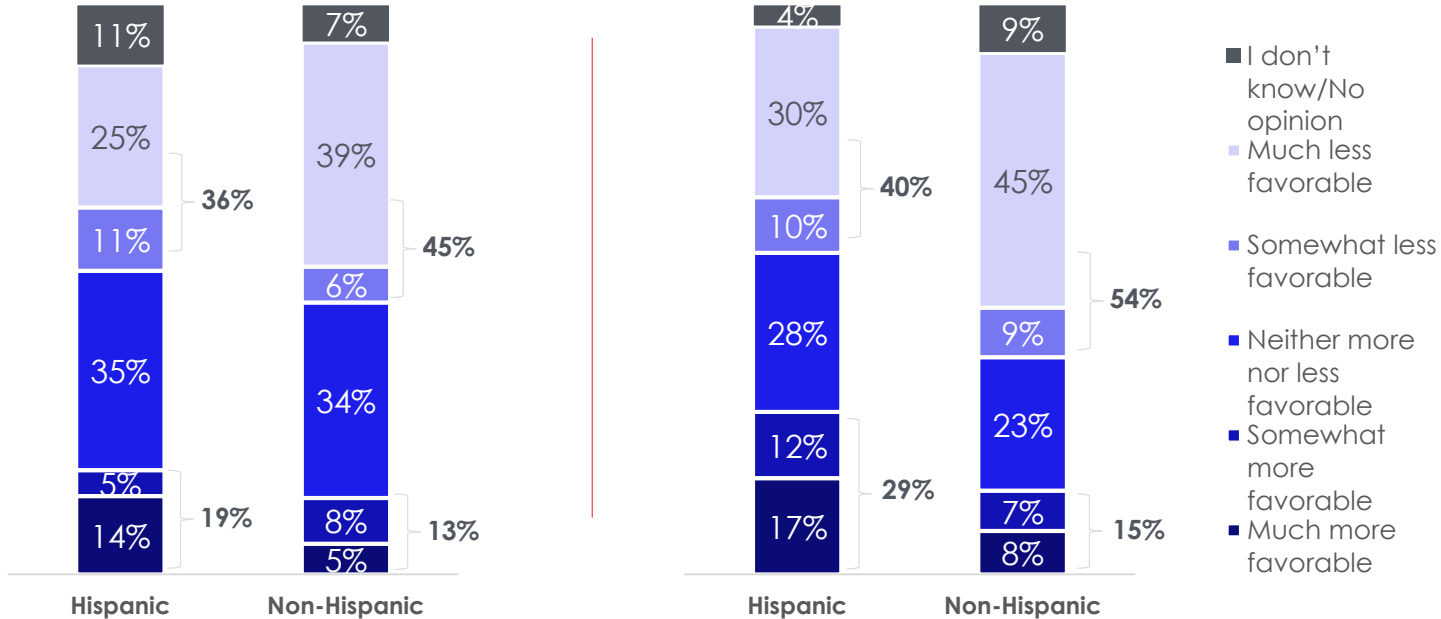


Among registered voters 18+
Source: Univision political tracker in collaboration with Media Predict as of October 2020

**EFFECT OF TRUMP COVID DIAGNOSIS ON TRUMP OPINION:
 -36% HISPANICS, 45% NON-HISPANICS SOMEWHAT/MUCH LESS FAVORABLE OPINION**
**EFFECT OF TRUMP HANDLING OF COVID DIAGNOSIS ON TRUMP OPINION:
 -40% HISPANICS, 54% NON-HISPANICS SOMEWHAT/MUCH LESS FAVORABLE OPINION**

Effect of Trump COVID Diagnosis on Trump Opinion

Effect of Trump Handling of COVID Diagnosis on Trump Opinion

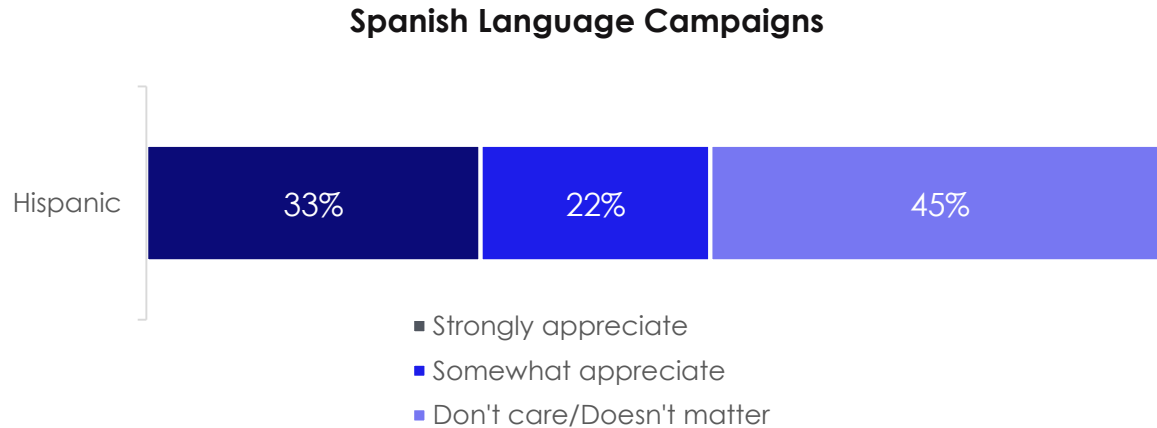


Among registered voters 18+
 Source: Univision political tracker in collaboration with Media Predict as of October 2020

THE IMPORTANCE OF SPANISH LANGUAGE

55% OF HISPANICS STRONGLY/SOMEWHAT APPRECIATE CANDIDATES WHO ADVERTISE IN SPANISH

When you follow a political campaign for President, Congress, Senate or Governor, do you appreciate when candidates advertise in Spanish in trying to win your vote?



COMMUNICATING IN SPANISH: -56% OF HISPANICS AGREE POLITICAL PARTIES/CANDIDATES WHO ADVERTISE IN SPANISH WANT THEIR VOTE -49% AGREE IT SHOWS THEM CANDIDATES ARE TRULY INTERESTED IN HISPANICS AND THEIR COMMUNITY

How much do you agree or disagree with each of the following statements? *[Spanish Language Campaigns]*

Statement	Hispanic	
	Agree	Disagree
Political parties and candidates who advertise in Spanish are showing me they want my vote.	56%	5%
When a political party or candidate communicates with me in Spanish, it suggests that they are truly interested in Hispanics and our community.	49%	11%

5 pt Scale: Agree = 4,5, Disagree = 1,2, Neutral = 3 (not reported), No opinion = 0 (Not reported)

Agree and Disagree above will not sum to 100%

Among registered voters 18+

Source: Univision political tracker in collaboration with Media Predict as of October 2020



CORONAVIRUS

-HANDLING APPROVAL

-EFFECTS ON JOBS

-SCHOOL OPENING STATEMENTS AND PARENT OPINION

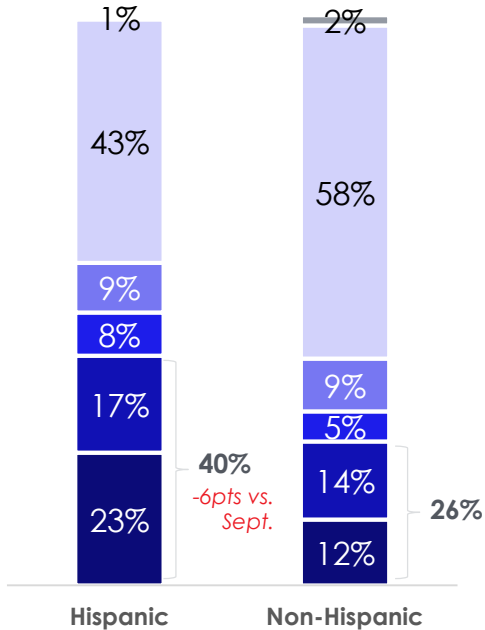
APPROVE TRUMP HANDLING OF CORONAVIRUS TOP TWO BOX:

-HISPANICS 40%, NON-HISPANICS 26%

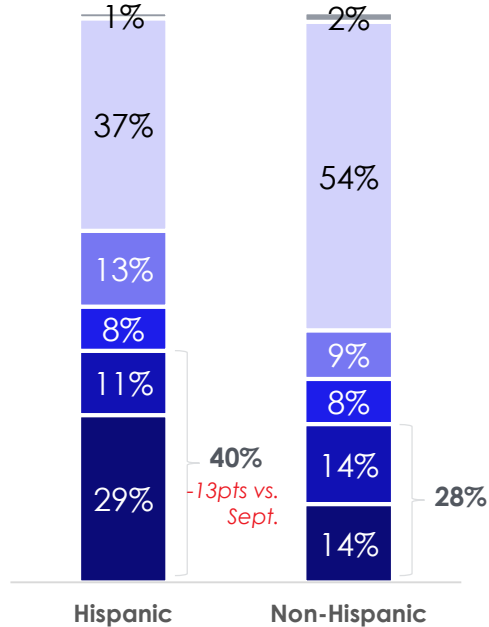
APPROVE TRUMP HANDLING ECONOMIC IMPACT OF CORONAVIRUS TOP TWO BOX:

-HISPANICS 40%, NON-HISPANICS 28%

Trump Handling of Coronavirus



Trump Handling of Economic Impact of Coronavirus



- I don't know/No opinion
- Strongly disapprove
- Somewhat disapprove
- Neither approve nor disapprove
- Somewhat approve
- Strongly approve

APPROVE CONGRESS HANDLING OF CORONAVIRUS TOP TWO BOX:

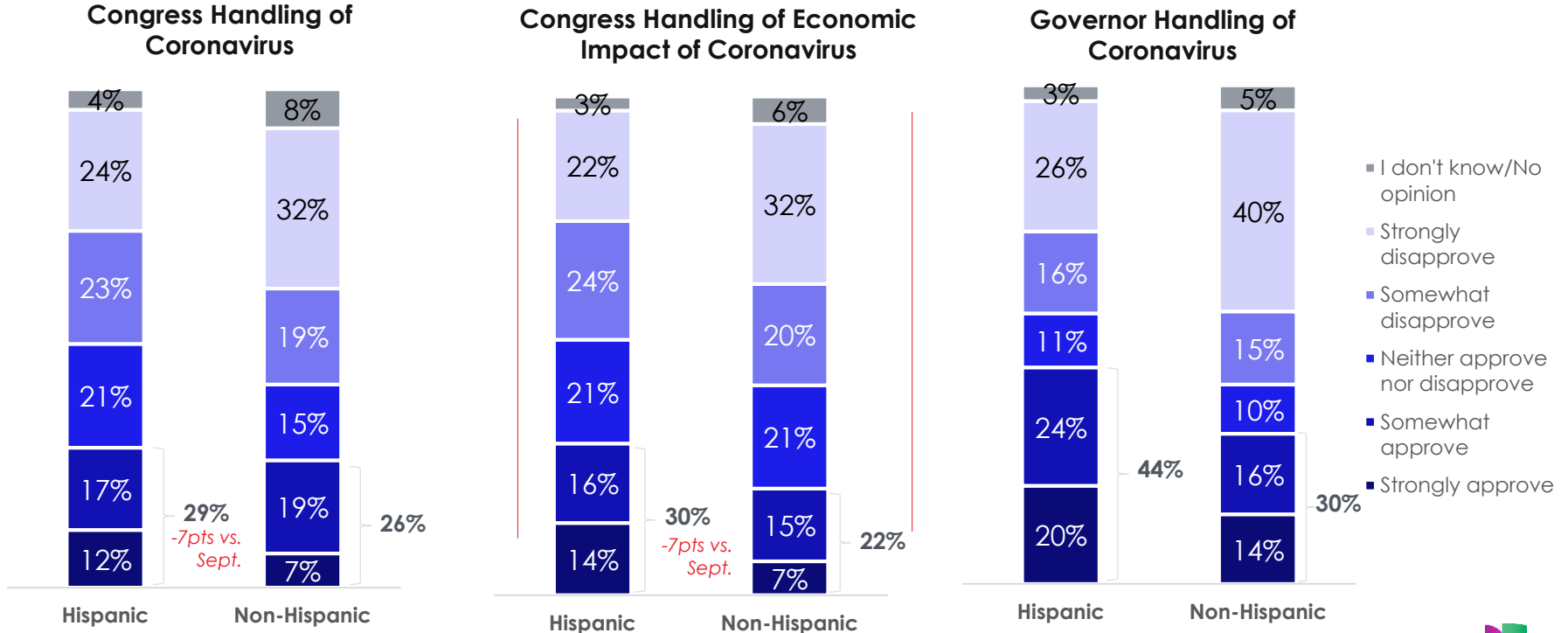
-HISPANICS 29%, NON-HISPANICS 26%

APPROVE CONGRESS HANDLING OF ECONOMIC IMPACT CORONAVIRUS TOP TWO BOX:

HISPANICS 30%, NON-HISPANICS 22%

APPROVE GOVERNOR HANDLING OF CORONAVIRUS TOP TWO BOX:

-HISPANICS 44%, NON-HISPANICS 30%



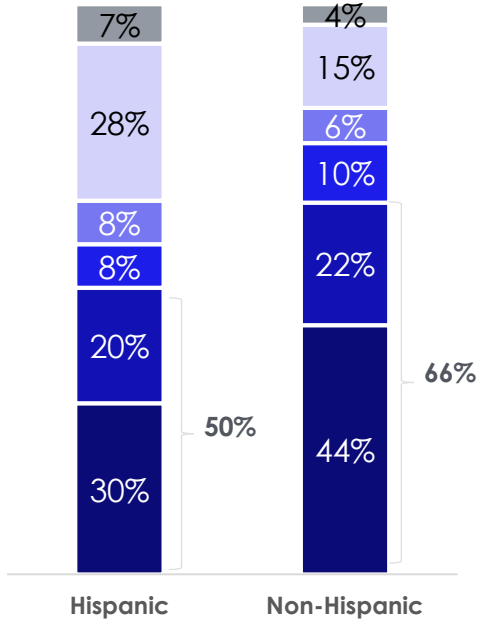
BIDEN HANDLING OF CORONAVIRUS WOULD BE BETTER TOP TWO BOX:

-HISPANICS 50%, NON-HISPANICS 66%

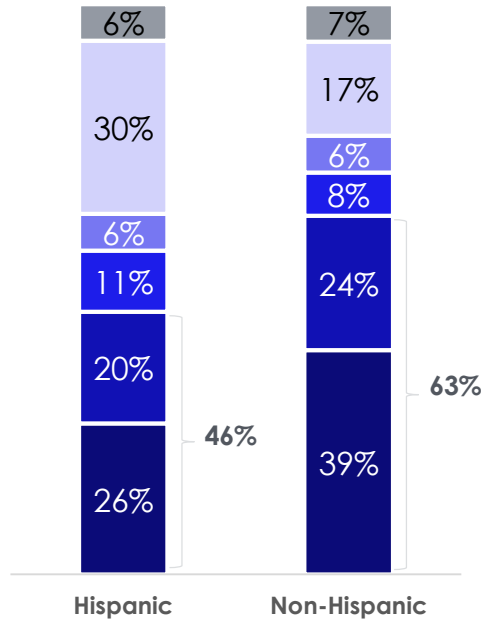
BIDEN HANDLING OF ECONOMIC IMPACT OF CORONAVIRUS WOULD BE BETTER TOP TWO BOX:

-HISPANICS 46%, NON-HISPANICS 63%

Biden Handling of Coronavirus – Better or Worse



Biden Handling of Economic Impact of Coronavirus – Better or Worse

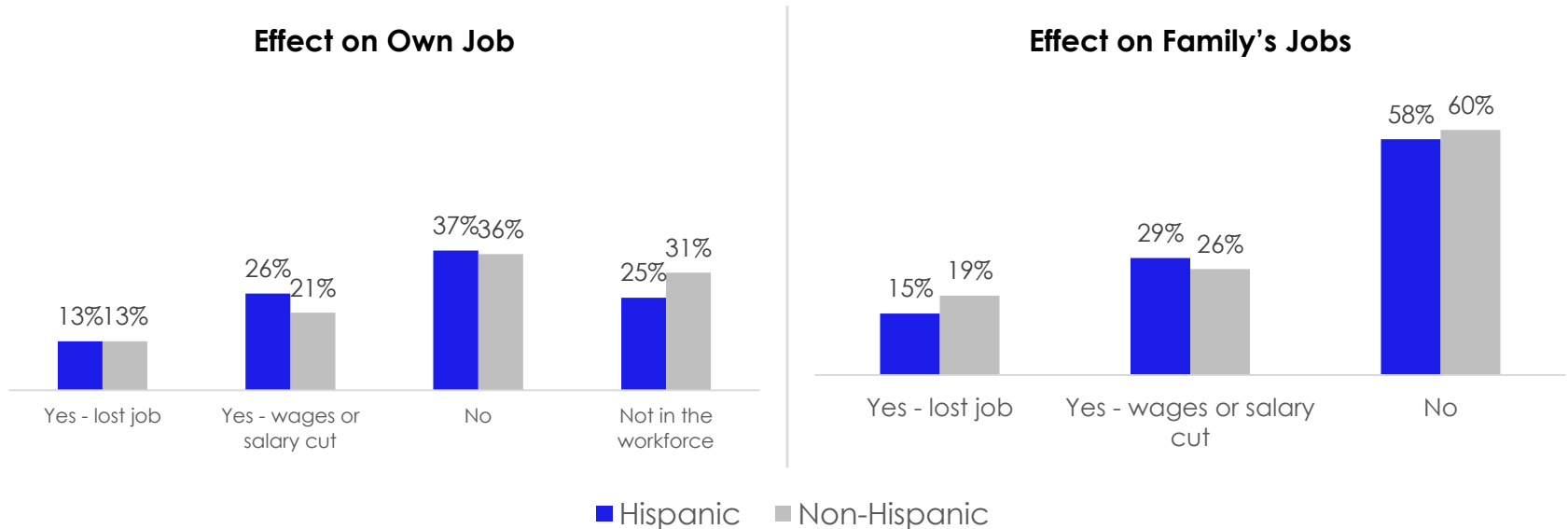


- I don't know/No opinion
- Much worse
- Somewhat worse
- Neither better nor worse
- Somewhat better
- Much better

CORONAVIRUS EFFECT ON JOB:
-HIGHER % OF HISPANICS HAVE SEEN WAGES/SALARY CUT THAN NON-HISPANICS
-HIGHER % OF HISPANICS HAVE SEEN SOMEONE IN FAMILY HAVE WAGES/SALARY CUT THAN NON-HISPANICS

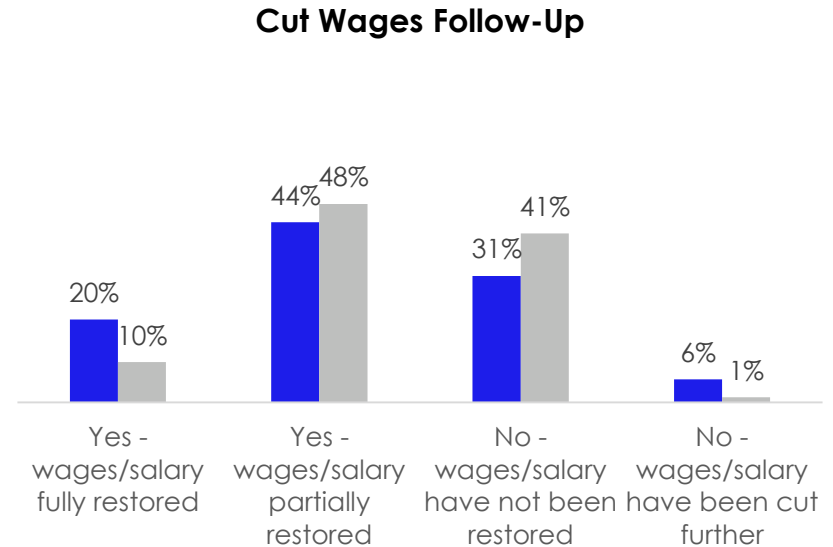
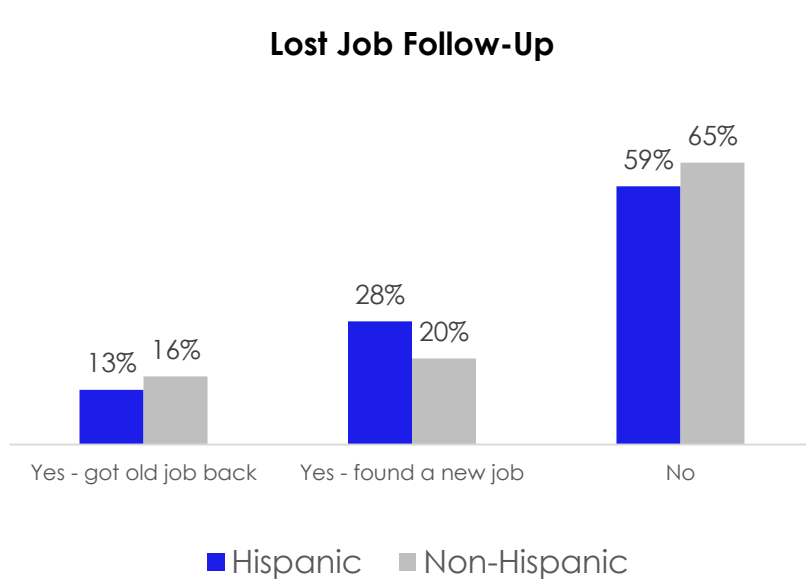
Have you lost your job or have your wages or salary been cut because of the coronavirus?

Besides you, has anyone in your family lost their job or have your wages or salary been cut because of the coronavirus?



AMONG THOSE WHO LOST JOB, ABOUT 60% OF RESPONDENTS HAVE NOT GOTTEN JOB BACK/FOUND NEW ONE; MORE HISPANICS FOUND NEW JOBS -AMONG THOSE WHO HAD WAGES CUT, ABOUT 40% RESPONDENTS HAVE NOT HAD WAGES/SALARY RESTORED

*You answered that you had lost your job due to the coronavirus, have you since gotten your job back or found a new one?
You answered that you had your wages or salary cut due to the coronavirus, have you since had your wages/salary restored?*



SCHOOL OPENING STATEMENTS

This year, schools are operating in a variety of ways, from being open for full-time in-person instruction to being completely on-line. For each of the following, please indicate how effective or ineffective you think they are in educating children.

Full Time:

Schools that are doing full-time in-person teaching.

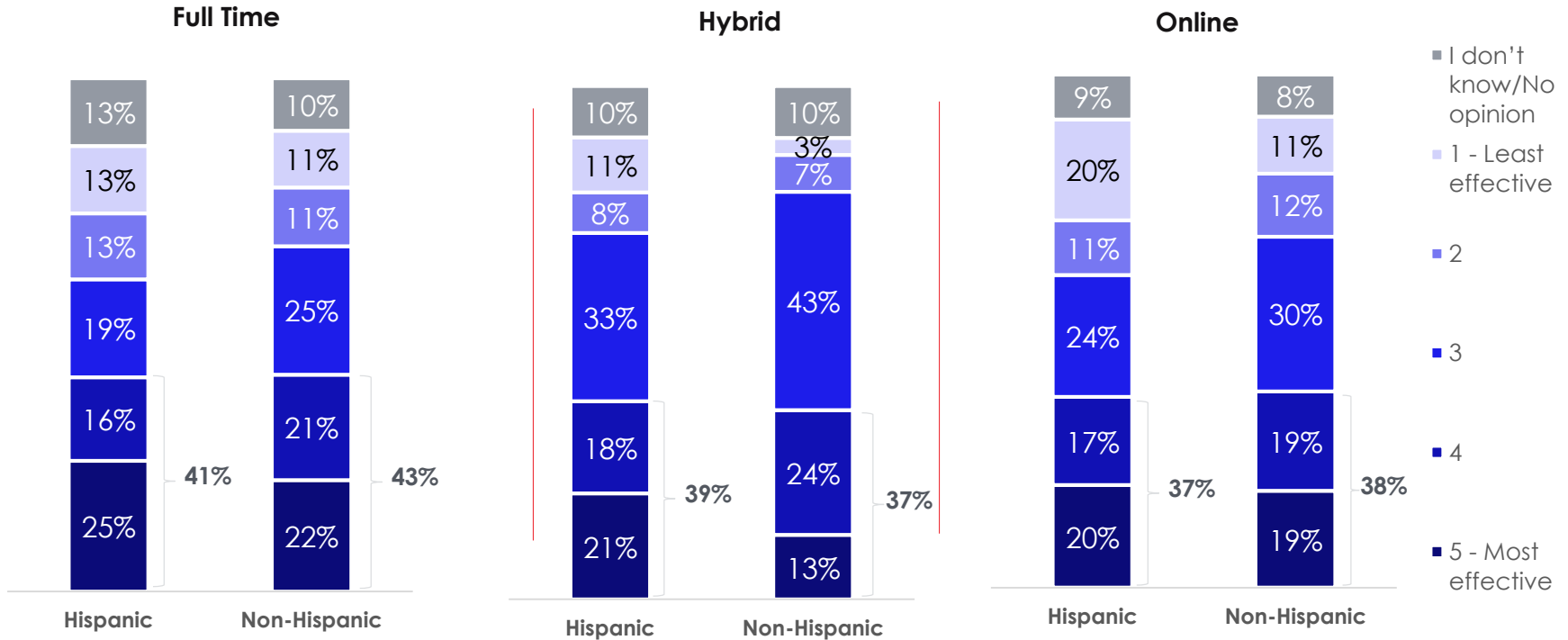
Hybrid:

Schools that are operating with a “hybrid” option where students split their time between in-person and on-line education. Half the students are physically at school at any time and the other half are on-line (remote learning).

Online:

Schools that are not open physically and do on-line education (remote learning) only.

**SCHOOL OPENING OPTIONS TOP TWO BOX EFFECTIVE IN EDUCATING CHILDREN:
 FULL-TIME: 41% HISPANICS, 43% NON-HISPANICS MOST EFFECTIVE
 HYBRID: 39% HISPANICS, 37% NON-HISPANICS MOST EFFECTIVE
 ONLINE: 37% HISPANICS, 38% NON-HISPANICS MOST EFFECTIVE**



Among registered voters 18+
 Source: Univision political tracker in collaboration with Media Predict as of October 2020

COVID-19/ECONOMY STATEMENTS

- MAJORITY OF RESPONDENTS AGREE ECONOMY WILL GET WORSE IF COVID CASES RISE, ARE VERY WORRIED ABOUT WHAT IS HAPPENING TO THE ECONOMY
- ABOUT 60% OF RESPONDENTS HAVE ALREADY CUT BACK SPENDING SIGNIFICANTLY
- 60% HISPANICS, 53% NON-RESPONDENTS EXPECT PERSONAL ECONOMIC SITUATION TO GET BETTER IN NEXT FEW YEARS
- HISPANICS GREATER AGREEMENT THE ECONOMIC PROBLEMS CAUSED BY THE LOCKDOWN WILL HURT MORE PEOPLE THAN THE CORONAVIRUS
- HALF OF HISPANICS AGREE THAT THE IMPACT OF THE CORONAVIRUS HAS HURT THEIR PERSONAL ECONOMIC SITUATION SIGNIFICANTLY ALREADY, HALF BELIEVE THE ECONOMY WILL BOUNCE BACK AS SOON AS THE RESTRICTIONS RELATED TO CORONAVIRUS ARE LIFTED

How much do you agree or disagree with each of the following statements? [Coronavirus crisis and the economy – 1 of 3]

Statement	Hispanic		Non-Hispanic	
	Agree	Disagree	Agree	Disagree
I am very worried about what is happening to the economy	79%	7%	77%	7%
I believe the economy will get worse if COVID cases rise	74%	8%	82%	5%
I have already cut back my spending significantly in reaction to the coronavirus	61%	14%	64%	16%
I expect my personal economic situation to get better in the next few years	60%	10%	53%	17%
The economic problems caused by the lockdown of the country will hurt more people than the coronavirus	59%	23%	45%	32%
I believe that the economy will bounce back as soon as the restrictions related to coronavirus are lifted	50%	25%	43%	36%
The impact of the coronavirus has hurt my personal economic situation significantly already	49%	27%	54%	27%

5 pt Scale: Agree = 4,5, Disagree = 1,2, Neutral = 3 (not reported), No opinion = 0 (Not reported)

Agree and Disagree above will not sum to 100%

Among registered voters 18+

Source: Univision political tracker in collaboration with Media Predict as of October 2020



- 48% OF RESPONDENTS ARE CONFIDENT THAT SOCIAL SECURITY AND MEDICARE BENEFITS WILL BE AVAILABLE TO THEM WHEN THEY RETIRE, SIMILARLY TO CURRENT RETIREES
- HISPANICS GREATER AGREEMENT: I EXPECT MY SPENDING/INCOME WILL RETURN TO PRE-CORONAVIRUS LEVELS ONCE THE ECONOMY REOPENS
- MIXED SENTIMENT: ABOUT 40% RESPONDENTS ARE MORE CONFIDENT ABOUT THEIR PERSONAL ECONOMIC SITUATION THAN IN THE FIRST FEW MONTHS OF THE PANDEMIC; OVER 40% OF EXPECT THAT THE CORONAVIRUS WILL HURT THEIR PERSONAL ECONOMIC SITUATION SIGNIFICANTLY
- ABOUT 40% OF RESPONDENTS WORRIED ABOUT MAKING OTHER PAYMENTS, LIKE PHONE, CREDIT CARD, AND CAR PAYMENTS, OVER THE NEXT FEW MONTHS

How much do you agree or disagree with each of the following statements? [Coronavirus crisis and the economy – 2 of 3]

Statement	Hispanic		Non-Hispanic	
	Agree	Disagree	Agree	Disagree
I am confident that Social Security and Medicare benefits will be available to me when I retire, similarly to current retirees	48%	23%	48%	27%
I expect that my spending will return to pre-coronavirus levels once the economy reopens	47%	25%	36%	27%
I expect that my income will return to pre-coronavirus levels once the economy reopens	47%	16%	34%	18%
I am more confident about my personal economic situation than I was in the first few months of the coronavirus pandemic	42%	25%	38%	28%
I expect that the coronavirus will hurt my personal economic situation significantly	41%	30%	47%	21%
I am more worried about the economy than I am about the coronavirus	40%	33%	34%	42%
I am worried about making other payments, like phone, credit card, and car payments, over the next few months	39%	34%	38%	41%

5 pt Scale: Agree = 4,5, Disagree = 1,2, Neutral = 3 (not reported), No opinion = 0 (Not reported)

Agree and Disagree above will not sum to 100%

Among registered voters 18+

Source: Univision political tracker in collaboration with Media Predict as of October 2020



RESPONDENTS DISAGREE:

-THE HEALTH RISK OF THE CORONAVIRUS IS OVERBLOWN

-I BELIEVE I WILL LOSE MY JOB SOMETIME IN THE NEXT FEW MONTHS

-I HAVE STARTED TO SPEND MORE THAN I WAS SPENDING IN THE FIRST FEW MONTHS OF THE CORONAVIRUS PANDEMIC

-I AM WORRIED ABOUT MAKING MY MORTGAGE/RENT PAYMENT OVER THE NEXT FEW MONTHS (EQUAL % OF HISPANICS AGREE)

-I BELIEVE THAT MY WAGES/SALARY WILL BE CUT SOMETIME IN THE NEXT FEW MONTHS (EQUAL % OF HISPANICS AGREE)

How much do you agree or disagree with each of the following statements? [Coronavirus crisis and the economy – 3 of 3]

Statement	Hispanic		Non-Hispanic	
	Agree	Disagree	Agree	Disagree
The health risk of the coronavirus is overblown	37%	49%	26%	61%
I am worried about making my mortgage/rent payment over the next few months	34%	35%	34%	40%
I have started to spend more than I was spending in the first few months of the coronavirus pandemic	32%	40%	32%	39%
I believe that my wages/salary will be cut sometime in the next few months	28%	30%	28%	35%
I believe that I will lose my job sometime in the next few months	13%	40%	19%	40%

5 pt Scale: Agree = 4,5, Disagree = 1,2, Neutral = 3 (not reported), No opinion = 0 (Not reported)

Agree and Disagree above will not sum to 100%

Among registered voters 18+

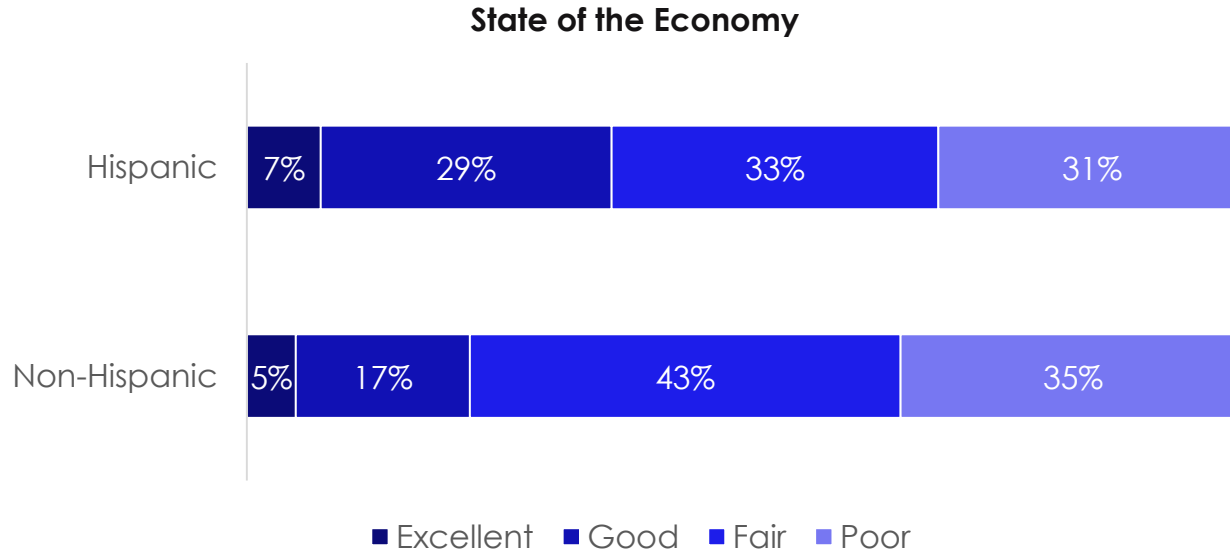
Source: Univision political tracker in collaboration with Media Predict as of October 2020



ECONOMY

-7% OF HISPANICS, 5% NON-HISPANICS RATE THE ECONOMY AS EXCELLENT -31% OF HISPANICS AND 35% NON-HISPANICS RATE IT AS POOR

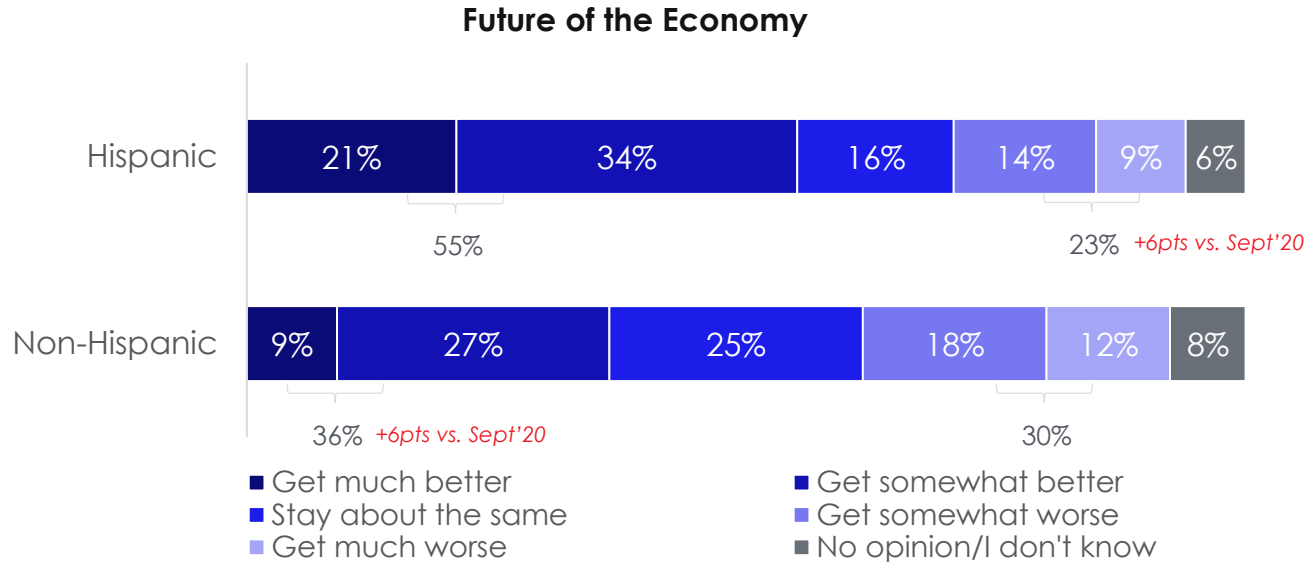
How would you rate the economy of the United States right now?



HOW WILL THE ECONOMY BE OVER NEXT FEW MONTHS?

-MUCH/SOMEWHAT BETTER: HISPANIC 55%, NON-HISPANIC 36%
-MUCH/SOMEWHAT WORSE: HISPANIC 23%, NON-HISPANIC 30%

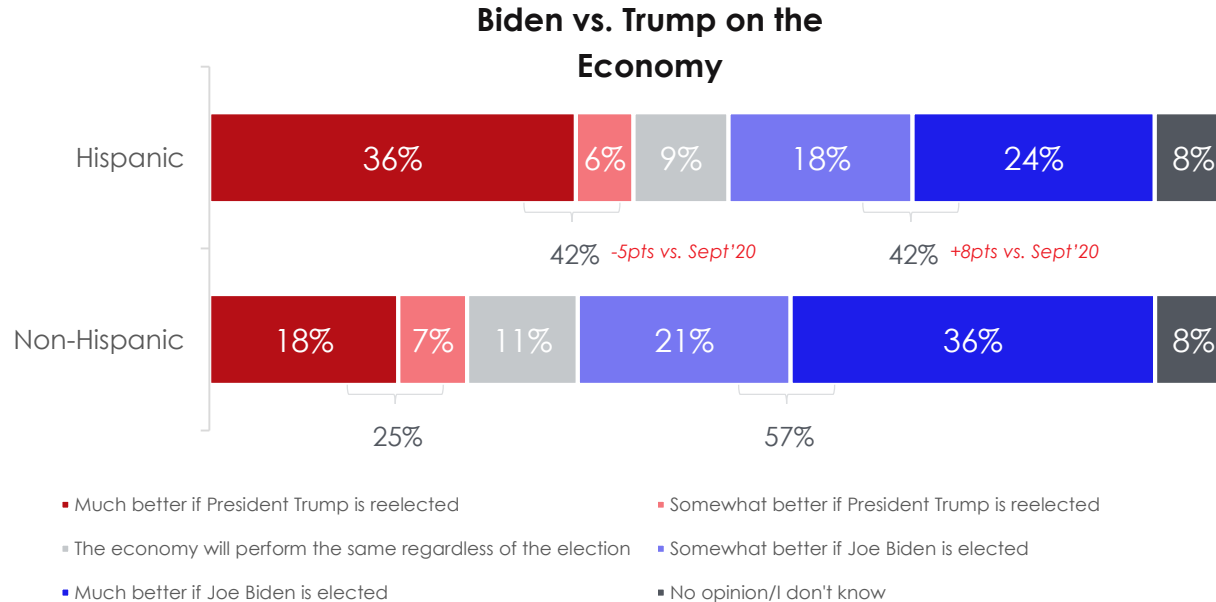
Thinking ahead to a few months from now... Do you believe the economy will get better, get worse, or stay about the same as it is now?



ECONOMY WILL DO BETTER TOP TWO BOX:

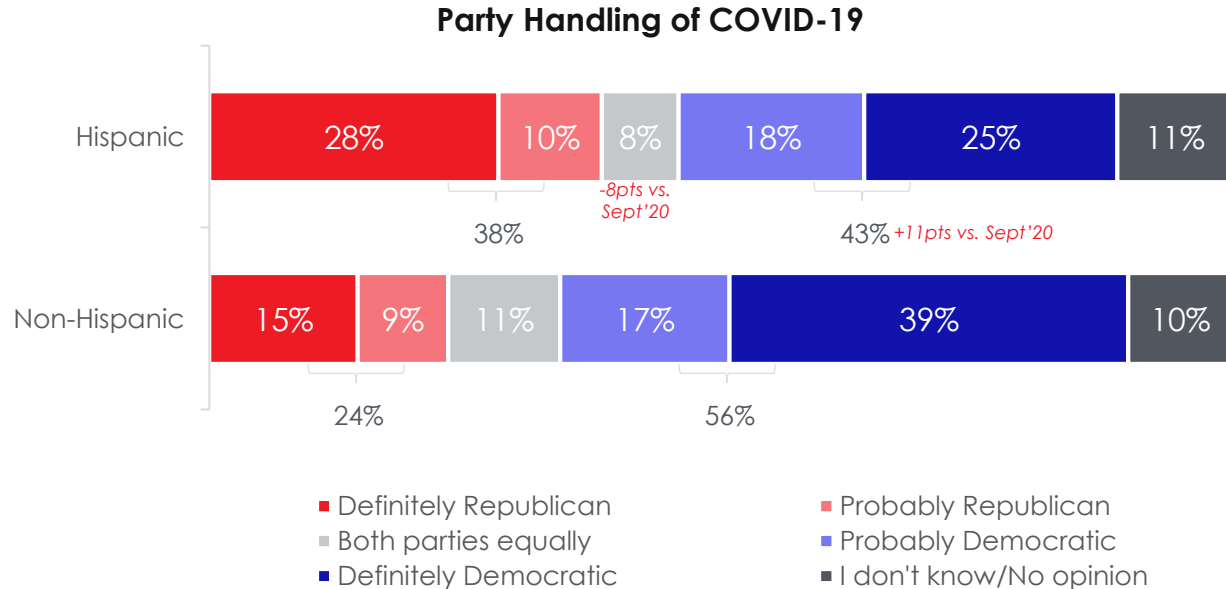
- IF BIDEN ELECTED: HISPANICS 42%, NON-HISPANICS 57%
- IF TRUMP REELECTED: HISPANICS 42%, NON-HISPANICS 25%

Will the economy do better if President Trump is reelected or if Joe Biden is elected president?



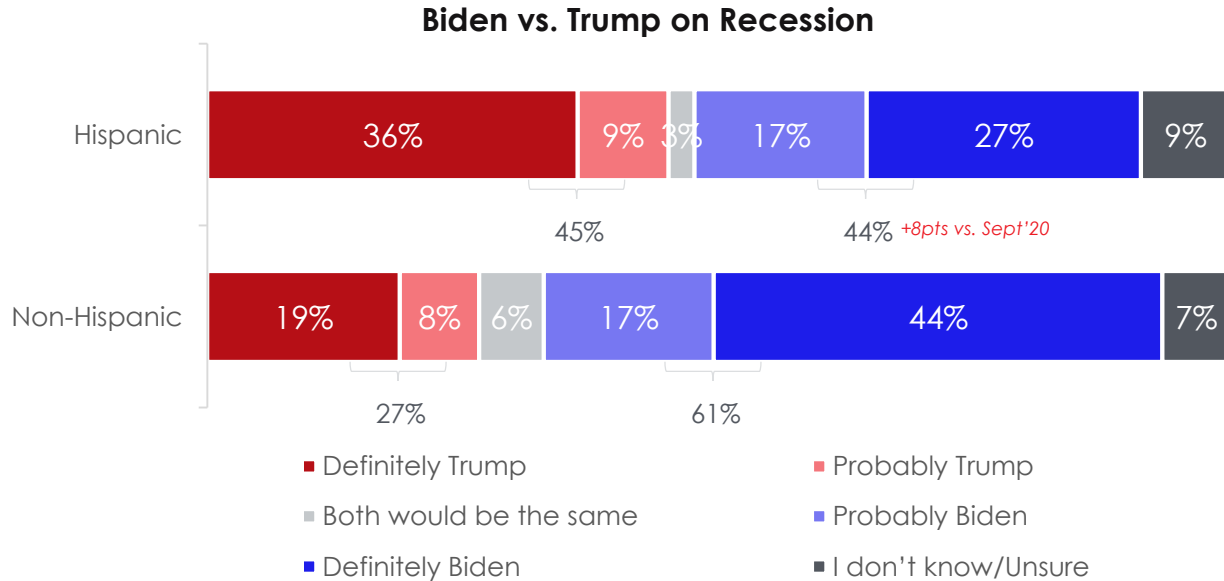
PARTY BETTER ABLE TO HANDLE ECONOMIC IMPACT OF THE VIRUS TOP TWO BOX:
-HISPANICS: DEMOCRATIC 43%, REPUBLICAN 56%
-NON-HISPANICS: DEMOCRATIC 38%, REPUBLICAN 24%

Which party is better able to handle the economic impact of the coronavirus?



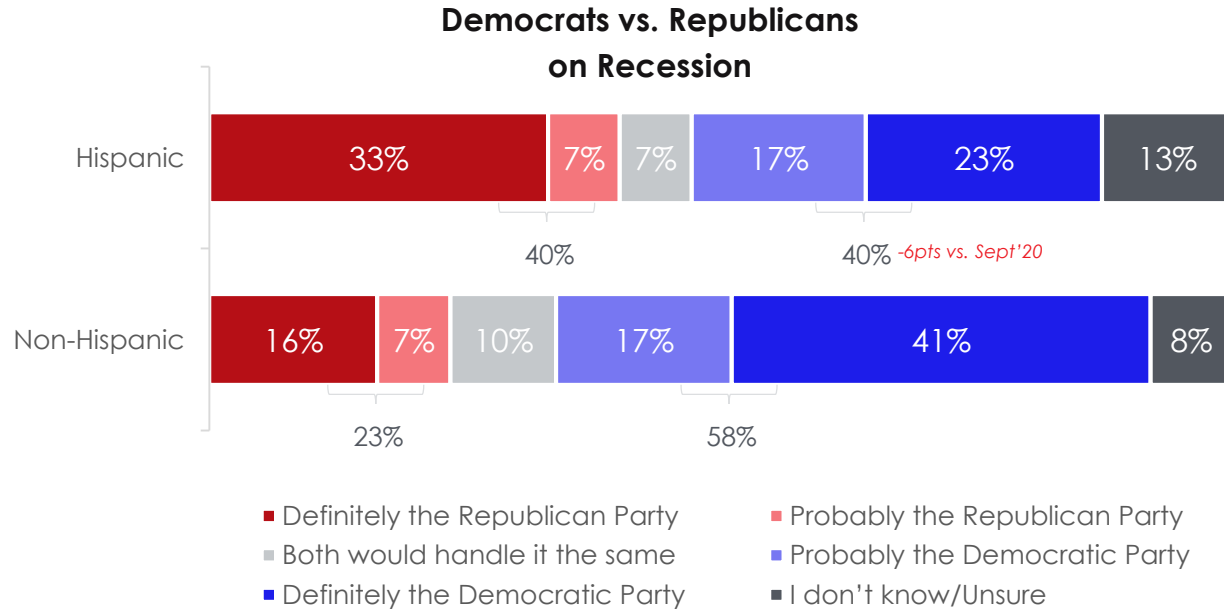
PRESIDENTIAL CANDIDATE BEST ABLE TO HANDLE AN ECONOMIC RECESSION TOP TWO BOX:
-BIDEN: HISPANICS 44%, NON-HISPANICS 61%
-TRUMP: HISPANICS 45%, NON-HISPANICS 27%

Which presidential candidate would best be able to handle an economic recession, President Donald Trump or Joe Biden?



POLITICAL PARTY BEST ABLE TO HANDLE AN ECONOMIC RECESSION TOP TWO BOX:
-REPUBLICAN: HISPANICS 40%, NON-HISPANICS 23%
-DEMOCRATIC: HISPANICS 40%, NON-HISPANICS 58%

Which political party would best be able to handle an economic recession, the Republican Party or the Democratic Party?



HEALTHCARE

ABOUT 60% OF RESPONDENTS RANK BRINGING DOWN PRICE OF HEALTH INSURANCE DEDUCTIBLES, COPAYS, AND PREMIUMS AS TOP HEALTHCARE PRIORITY

-52% OF HISPANICS RANK LOWERING THE PRICE OF PRESCRIPTION DRUGS SECOND IN IMPORTANCE

Other than the ongoing Coronavirus issues, which TWO of the following do you believe should be the top priorities when it comes to our nation's health care system...

Please rank the two top priorities when it comes to our nation's health care system, with 1 being the most important, and 2 being the 2nd most important.

Statement	Hispanic		Non-Hispanic	
	Selected	Rank Index	Selected	Rank Index
Bringing down the price of health insurance deductibles, copays and premiums	58%	148	61%	153
Lowering the price of prescription drugs	52%	117	43%	102
Improving access to health care	50%	139	54%	144
Ensuring that the latest drugs and treatments are available to patients	28%	61	24%	60
Dealing with the opioid/painkiller addiction epidemic	13%	33	17%	41

*The rank index is calculated by combining both how often each statement was chosen, and the ranking of each respondent's top 2 statements

-MAJORITY AGREE PEOPLE SHOULD BE REQUIRED TO MAINTAIN SOCIAL DISTANCING AND WEAR FACEMASKS UNTIL THREAT FROM CORONAVIRUS IS GONE; DRUG ABUSE IS A SERIOUS PUBLIC HEALTH ISSUE

-ABOUT 70% OF RESPONDENTS ARE GENERALLY SATISFIED WITH THEIR HEALTHCARE COVERAGE

-ABOUT 60% OF HISPANICS, 69% NON-HISPANICS AGREE THE BEST WAY TO ADDRESS HEALTHCARE ISSUES IN THE U.S. IS TO IMPROVE THE CURRENT SYSTEM, INCLUDING IMPROVING THE AFFORDABLE CARE ACT; GOVT FUNDED HEALTH INSURANCE SHOULD BE AVAILABLE TO EVERYONE IN U.S.

-HALF OF RESPONDENTS AGREE MEDICAID AND MEDICARE ARE WORKING WELL NOW

How much do you agree or disagree with each of the following statements? [Healthcare - 1 of 2]

Statement	Hispanic		Non-Hispanic	
	Agree	Disagree	Agree	Disagree
People should be required to wear facemasks in public until the threat from coronavirus is gone	82%	10%	84%	6%
People should be required to maintain social distancing (i.e., stay at least 6 feet away from other people) until the threat from coronavirus is gone	80%	10%	86%	5%
Drug abuse is a serious public health issue in the United States.	77%	7%	81%	5%
I am generally satisfied with my healthcare coverage.	70%	15%	71%	13%
The best way to address healthcare issues in the United States is to improve the current system, including improving the Affordable Care Act (also known as Obamacare).	63%	19%	69%	11%
Government funded health insurance should be available to everyone in the United States.	60%	20%	69%	14%
Medicaid and Medicare are working well now.	50%	20%	49%	16%
Medicare For All (that includes the elimination of all private health insurance) would not negatively impact the quality or availability of healthcare services in the United States.	39%	32%	39%	31%

5 pt Scale: Agree = 4,5, Disagree = 1,2, Neutral = 3 (not reported), No opinion = 0 (Not reported)

Agree and Disagree above will not sum to 100%

Among registered voters 18+

Source: Univision political tracker in collaboration with Media Predict as of October 2020



-ABOUT 40% OF ALL RESPONDENTS AGREE ABORTION SHOULD BE LEGAL ONLY IN FIRST TRIMESTER; HISPANICS FAR GREATER DISAGREEMENT ABORTIONS SHOULD BE AVAILABLE ANY TIME DURING PREGNANCY

RESPONDENTS DISAGREE:

-GOVT FUNDS SHOULD BE USED TO PAY FOR ABORTIONS

-IN ORDER TO PAY FOR UNIVERSAL GOVT FUNDED HEALTH INSURANCE THE GOVT SHOULD RAISE MY TAXES

-THE GOVT SHOULD ELIMINATE ALL PRIVATE HEALTH INSURANCE AND REPLACE IT WITH A GOVT RUN PROGRAM LIKE MEDICARE

How much do you agree or disagree with each of the following statements? [Healthcare - 2 of 2]

Statement	Hispanic		Non-Hispanic	
	Agree	Disagree	Agree	Disagree
The Government should eliminate all private health insurance and replace it with a Government-run program like Medicare.	37%	41%	30%	42%
Abortion should be legal only in the first trimester of pregnancy	37%	32%	42%	31%
Abortion should be available to a woman at any time during her pregnancy	28%	54%	42%	34%
In order to pay for universal government funded health insurance, the govt should raise my taxes.	24%	45%	32%	46%
Government funds should be used to pay for abortions.	16%	53%	30%	40%

5 pt Scale: Agree = 4,5, Disagree = 1,2, Neutral = 3 (not reported), No opinion = 0 (Not reported)

Agree and Disagree above will not sum to 100%

Among registered voters 18+

Source: Univision political tracker in collaboration with Media Predict as of October 2020



**PUBLIC SAFETY
POLICE REFORM
PROTESTS**

-MAJORITY AGREE STRICTER BACKGROUND CHECKS ON THE SALE OF GUNS IS THE BEST WAY TO REDUCE GUN VIOLENCE; ASSAULT RIFLES SHOULD BE BANNED; STRICTER GUN CONTROL LAWS WOULD REDUCE CRIME

-ABOUT 60% OF RESPONDENTS AGREE LOCAL AND STATE AUTHORITIES SHOULD COOPERATE WITH FEDERAL IMMIGRATION AUTHORITIES

-ABOUT 50% SUPPORT SECOND AMENDMENT GUN RIGHTS

-RESPONDENTS DISAGREE CRIME IS GETTING WORSE IN MY NEIGHBORHOOD

How much do you agree or disagree with each of the following statements? [Public Safety]

Statement	Hispanic		Non-Hispanic	
	Agree	Disagree	Agree	Disagree
Stricter background checks on the sale of guns is the best way to reduce gun violence	77%	12%	78%	9%
Assault rifles should be banned	71%	13%	76%	11%
I believe that stricter gun control laws would reduce crime	67%	19%	71%	16%
Local and State authorities should cooperate with federal immigration authorities	61%	15%	64%	9%
I support Second Amendment gun rights	49%	23%	53%	20%
I feel less safe in my neighborhood than I did a year ago	32%	29%	31%	43%
Crime is getting worse in my neighborhood	29%	32%	32%	36%

5 pt Scale: Agree = 4,5, Disagree = 1,2, Neutral = 3 (not reported), No opinion = 0 (Not reported)

Agree and Disagree above will not sum to 100%

Among registered voters 18+

Source: Univision political tracker in collaboration with Media Predict as of October 2020



HISPANICS GREATER AGREEMENT:

-THE POLICE MAKE MY NEIGHBORHOOD SAFER; I TRUST THE POLICE IN MY NEIGHBORHOOD; LOCAL POLICE DO A GOOD JOB; LESS POLICE WOULD CAUSE CRIME TO GO UP SIGNIFICANTLY

-HISPANICS FAR GREATER AGREEMENT: I BELIEVE THAT POLICE IN THE UNITED STATES GENERALLY TREAT MINORITIES FAIRLY, FAR LESS AGREEMENT THE CRIMINAL JUSTICE SYSTEM IN THE UNITED STATES TREATS MINORITIES UNFAIRLY

RESPONDENTS DISAGREE:

-MY LOCAL GOVT SHOULD COMPLETELY DEFUND THE POLICE; SHOULD SIGNIFICANTLY REDUCE RESOURCES FOR POLICE AND USE THE MONEY FOR OTHER PURPOSES

How much do you agree or disagree with each of the following statements? [Police Reform]

Statement	Hispanic		Non-Hispanic	
	Agree	Disagree	Agree	Disagree
The police make my neighborhood safer	79%	5%	70%	9%
I trust the police in my neighborhood	75%	8%	63%	17%
My local police do a good job	74%	7%	66%	12%
Less police in my neighborhood would cause crime to go up significantly	73%	7%	60%	15%
I believe that police in the United States generally treat minorities fairly	50%	27%	39%	37%
The criminal justice system in the United States treats minorities unfairly	48%	35%	64%	16%
My local government should significantly reduce the resources for police and use the money for other purposes	23%	54%	31%	47%
My local government should completely defund the police	17%	64%	18%	63%

5 pt Scale: Agree = 4.5, Disagree = 1.2, Neutral = 3 (not reported), No opinion = 0 (Not reported)

Agree and Disagree above will not sum to 100%

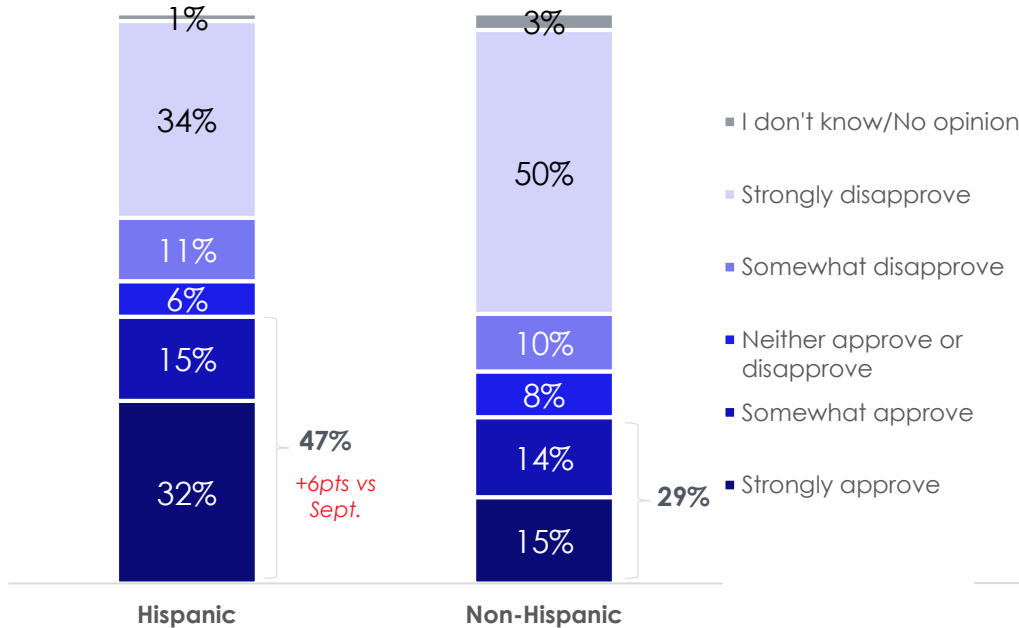
Among registered voters 18+

Source: Univision political tracker in collaboration with Media Predict as of October 2020

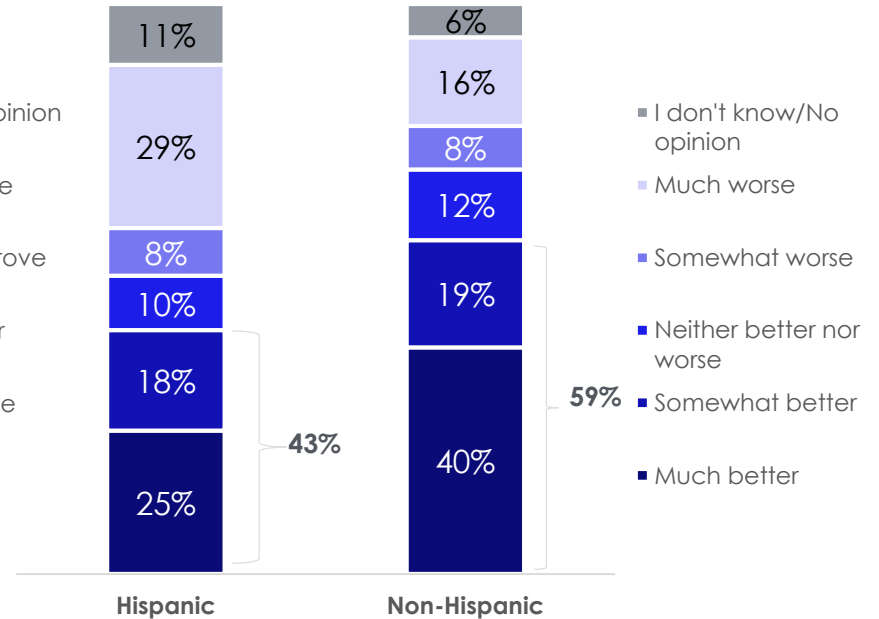


**TRUMP APPROVE HANDLING OF PROTESTS TOP TWO BOX:
 -STRONGLY/SOMEWHAT APPROVE: HISPANICS 47%, NON-HISPANICS 29%
 BIDEN HANDLING OF PROTESTS BETTER OR WORSE TOP TWO BOX:
 -SOMEWHAT/MUCH BETTER: 43% HISPANICS, NON-HISPANICS 59%**

Trump Handling of Protests
All Respondents

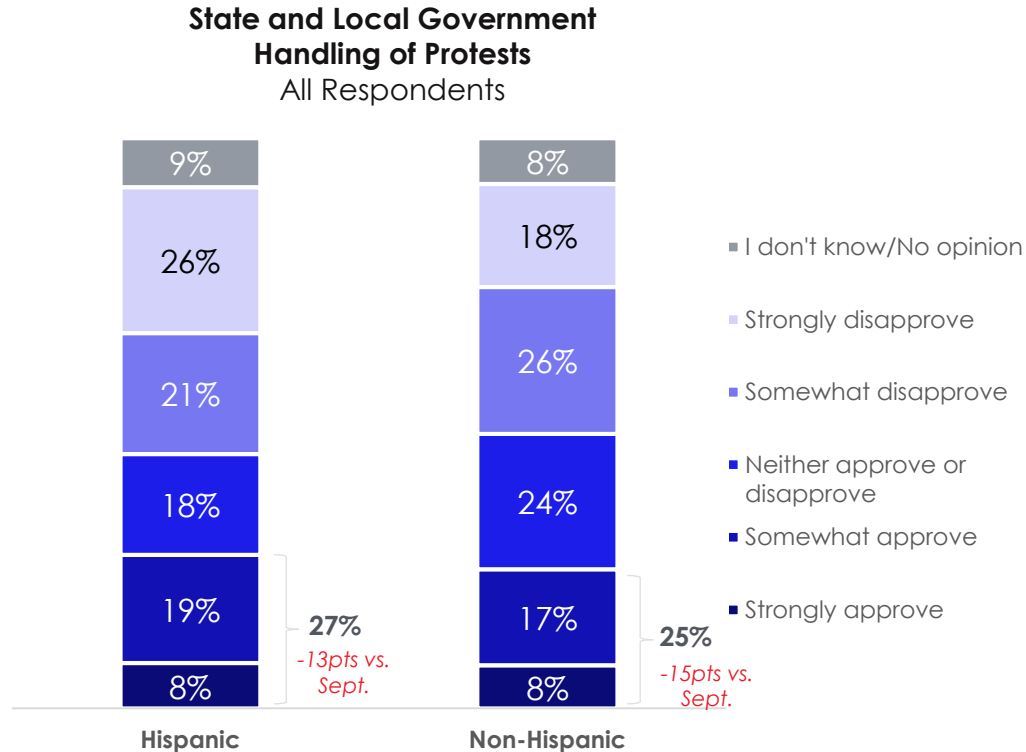


Biden Handling of Protests Better or Worse
All Respondents



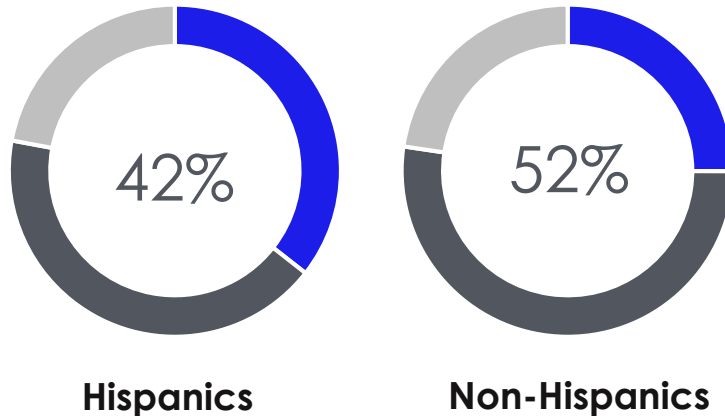
Among registered voters 18+
 Source: Univision political tracker in collaboration with Media Predict as of October 2020

STATE AND LOCAL GOVT HANDLING OF PROTESTS TOP TWO BOX: STRONGLY/SOMEWHAT APPROVE HISPANICS 27%, NON-HISPANICS 25%



TRUMP RESPONSE TO VIOLENCE: 42% OF HISPANICS, 52% OF NON-HISPANICS BELIEVE TRUMP SHOULD WAIT UNTIL STATE OFFICIALS ASK FOR HIS ASSISTANCE

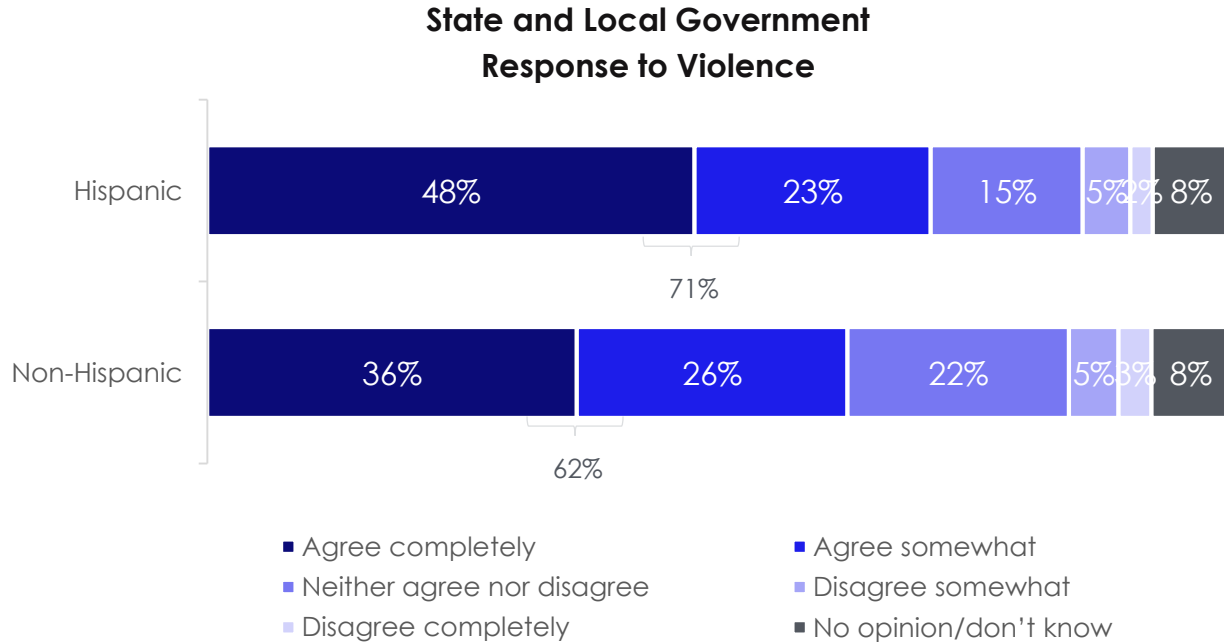
Trump Response to Violence



- President Trump should take unilateral action
- President Trump should wait until State officials ask for his assistance
- I don't know/No opinion

TOP TWO BOX:**71% OF HISPANICS, 62% NON-HISPANICS AGREE THAT STATE AND LOCAL OFFICIALS SHOULD HAVE TAKEN STRONGER ACTION TO DEAL WITH THE VIOLENCE AND LOOTING THAT HAS BEEN OCCURRING IN THEIR CITIES OVER THE PAST FEW MONTHS**

Do you agree or disagree that state and local officials should have taken stronger action to deal with the violence and looting that has been occurring in their cities over the past few months?



MAJORITY OF RESPONDENTS AGREE:

-THE PEOPLE THAT HAVE BEEN LOOTING AND DAMAGING PROPERTY SHOULD BE ARRESTED AND PROSECUTED; LOOTING AND DESTRUCTION OF PROPERTY SHOULD HAVE BEEN STOPPED IMMEDIATELY; I AM VERY CONCERNED ABOUT THE VIOLENCE AND LOOTING THAT IS OCCURRING IN SOME AMERICAN CITIES

- ABOUT 70% HISPANICS, 60% NON-HISPANICS AGREE IF NECESSARY, THE NATIONAL GUARD SHOULD BE CALLED IN TO HELP LOCAL LAW ENFORCEMENT; ORGANIZED OUTSIDE GROUPS HAVE BEEN MOSTLY RESPONSIBLE FOR THE VIOLENCE AND DAMAGE TO PROPERTY DURING THE PROTESTS; I HAVE BECOME MORE CONCERNED OVER THE PAST FEW WEEKS ABOUT THE VIOLENCE AND LOOTING THAT IS OCCURRING IN SOME AMERICAN CITIES

-HISPANICS FAR GREATER AGREEMENT: IF NECESSARY, U.S. ARMED FORCES SHOULD BE CALLED IN TO HELP LOCAL LAW ENFORCEMENT

How much do you agree or disagree with each of the following statements? [Race Relations]

Statement	Hispanic		Non-Hispanic	
	Agree	Disagree	Agree	Disagree
The people that have been looting and damaging property should be arrested and prosecuted	85%	4%	81%	5%
The looting and destruction of property during the protests should have been stopped immediately	83%	6%	83%	4%
I am very concerned about the violence and looting that is occurring in some American cities	79%	7%	77%	7%
If necessary, the National Guard should be called in to help local law enforcement	72%	9%	63%	17%
I believe that organized outside groups have been mostly responsible for the violence and damage to property during the protests	71%	8%	66%	13%
I have become more concerned over the past few weeks about the violence and looting that is occurring in some American cities	70%	13%	64%	12%
If necessary, the United States Armed Forces should be called in to help local law enforcement	60%	21%	46%	30%
I approve of the non-violent protests that started after the death of George Floyd in June 2020	59%	23%	73%	9%

5 pt Scale: Agree = 4,5, Disagree = 1,2, Neutral = 3 (not reported), No opinion = 0 (Not reported)

Agree and Disagree above will not sum to 100%

Among registered voters 18+

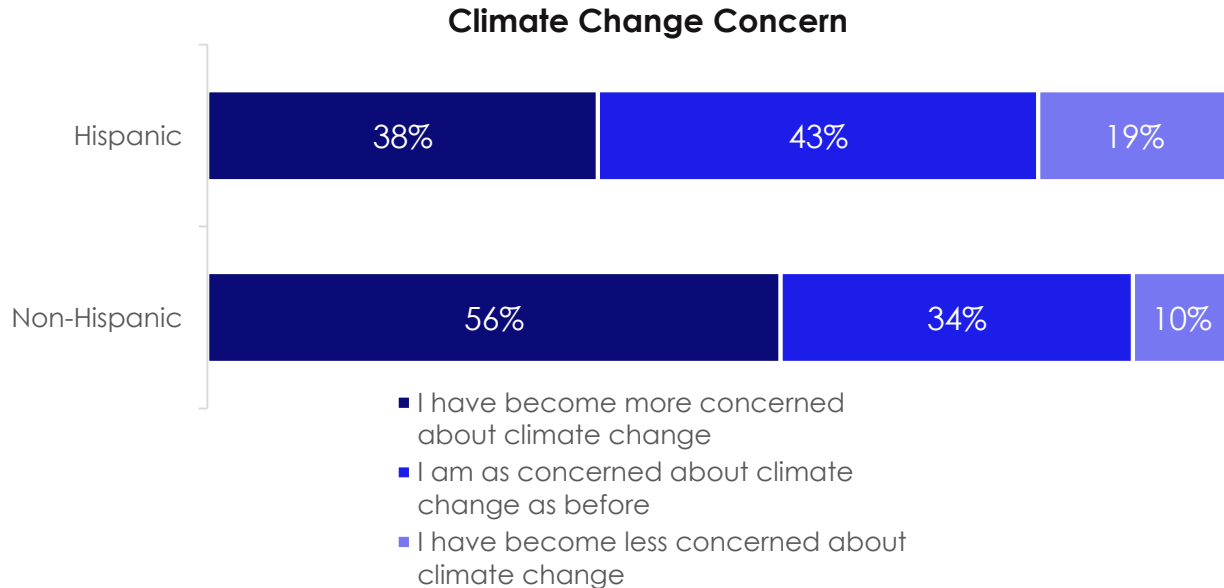
Source: Univision political tracker in collaboration with Media Predict as of October 2020



CLIMATE CHANGE

OVER THE PAST YEAR OR SO, 38% HISPANICS, 56% NON-HISPANICS RESPONDENTS HAVE BECOME MORE CONCERNED ABOUT CLIMATE CHANGE

On the issue of climate change, over the past year or so have you become more concerned about this issue, less concerned about it, or about the same as before?



-OVER 70% OF RESPONDENTS AGREE CLIMATE CHANGE IS A RESULT OF HUMAN ACTIVITY AND IS A BIG THREAT TO PLANET
-ABOUT 50% AGREE ACTION SHOULD BE TAKEN EVEN IF IT MEANS SIGNIFICANT INCREASE IN MY TAXES

How much do you agree or disagree with each of the following statements? **[Climate Change]**

Statement	Hispanic		Non-Hispanic	
	Agree	Disagree	Agree	Disagree
Climate change is a result of human activity.	72%	13%	76%	8%
Climate change is a very big threat to the planet.	72%	14%	81%	7%
Action should be taken on the environment even if it means a significant increase in my taxes.	48%	28%	52%	23%

5 pt Scale: Agree = 4,5, Disagree = 1,2, Neutral = 3 (not reported), No opinion = 0 (Not reported)

Agree and Disagree above will not sum to 100%

Among registered voters 18+

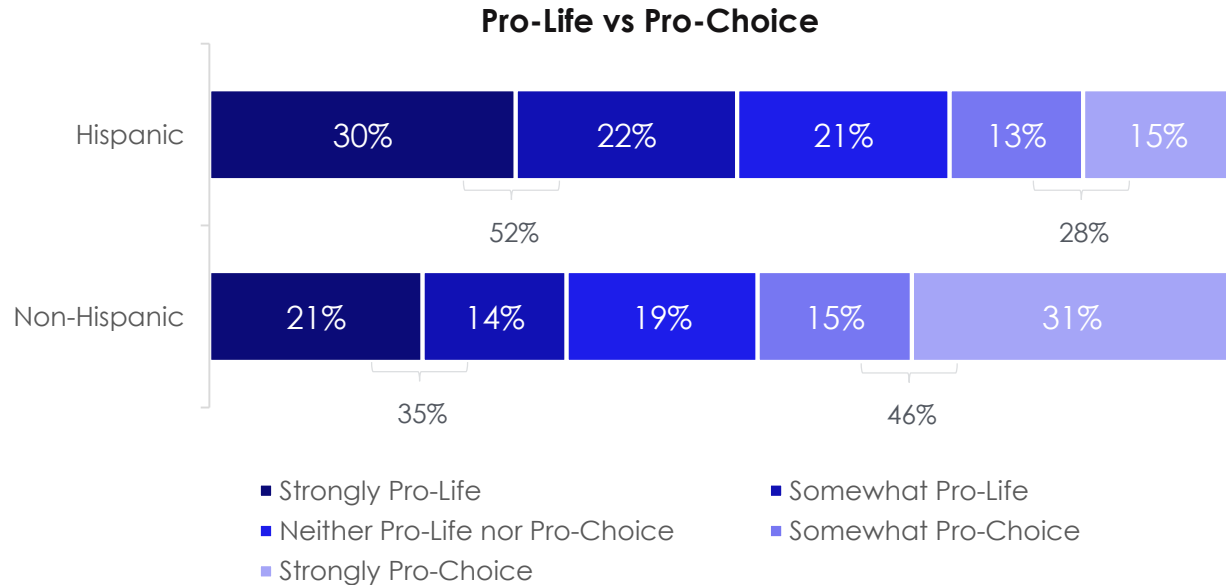
Source: Univision political tracker in collaboration with Media Predict as of October 2020



PRO LIFE OR PRO CHOICE

-52% HISPANICS STRONGLY/SOMEWHAT PRO-LIFE, 28% STRONGLY/SOMEWHAT PRO-CHOICE
-35% NON-HISPANICS STRONGLY/SOMEWHAT PRO-LIFE, 46% STRONGLY/SOMEWHAT PRO-CHOICE

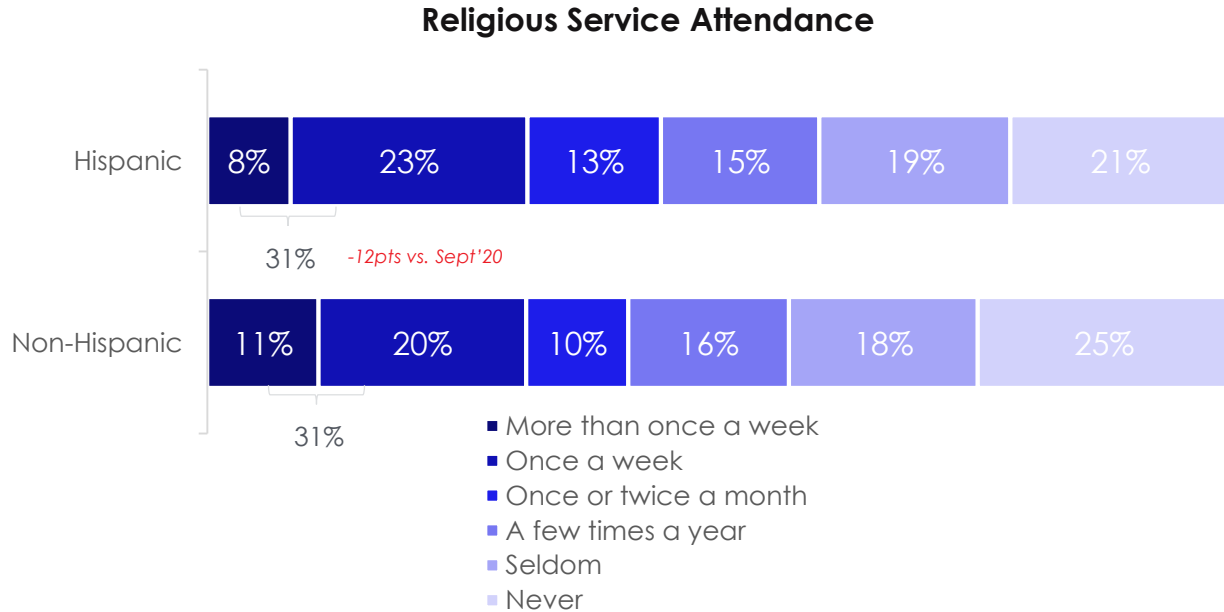
On the issue of abortion, do you consider yourself to be Pro-Life or Pro-Choice?



RELIGIOUS SERVICE ATTENDANCE

BEFORE PANDEMIC: -31% OF RESPONDENTS ATTENDED RELIGIOUS SERVICE ONCE A WEEK OR MORE

To the best of your recollection, how often did you attend religious services before the coronavirus pandemic began?





THANK YOU