

# CALIFORNIA CAL-27

# California's Hispanic Community

California  
Hispanics Are  
YOUNGER

**40** Hispanic  
median age  
vs 51 for Non-Hispanic

Lower Hispanic  
Median Household  
Income

**\$65,654**  
vs \$126,094 for  
Non-Hispanic

Larger Hispanic  
Households

**4.4** Median  
Persons per HH  
vs 3.0 for Non-Hispanic

More Likely to  
Have Children in  
Household

**47%** Kids <18  
in HH  
vs 28% for Non-Hispanic

More Likely  
Renting Their  
Homes

**55%** Rent  
where they live  
vs 33% for Non-Hispanic

# 2024 CA-27 Hispanic voter profile

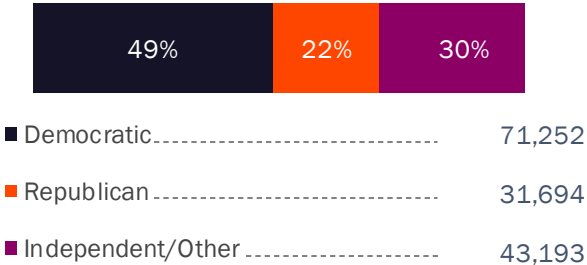
## 2024 HISPANIC REGISTERED VOTERS

**146,139**



**33%** of all registered voters

## POLITICAL AFFILIATION

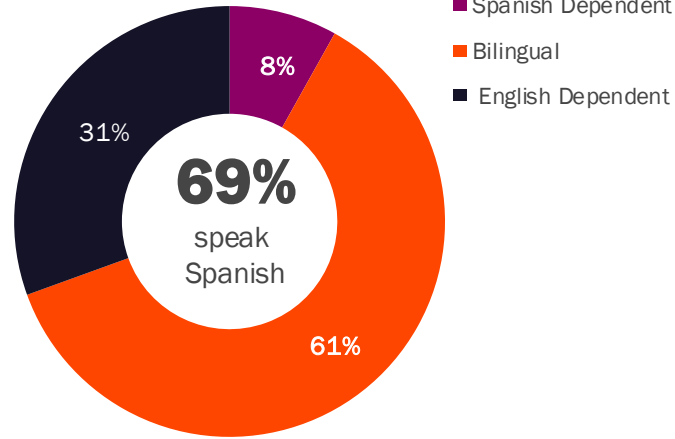


## AGE DISTRIBUTION 18+

## HISPANIC

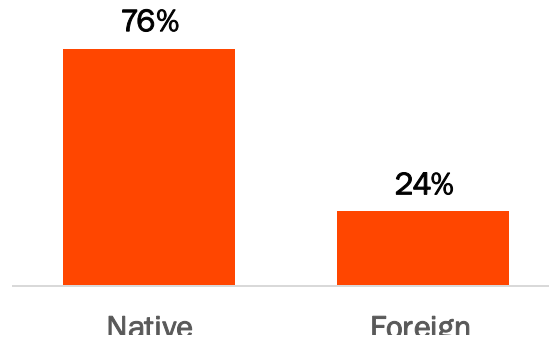
18-34	36%
35+	64%
18-24	13%
25-34	23%
35-49	27%
50-64	22%
65+	15%

## 2024 HISPANICS AGE 5+ LANGUAGE USAGE\*



## HISPANIC CITIZENS A18+ (ACS 5Y)

### NATIVE/FOREIGN BORN \*



## COUNTRY OF ORIGIN\* POPULATION SHARE

**Total Hispanic Population 339,039**

Mexican	251,181	74.1%
Caribbean	7,662	2.3%
Puerto Rican	4,163	54%
Cuban	3,185	42%
Dominican	314	4%
Central American	55,247	16.3%
Salvadoran	31,475	57%
Guatemalan	16,096	29%
Nicaraguan	3,057	6%
Honduran	2,671	5%
Other Central American	777	1%
Costa Rican	713	1%
Panamanian	458	1%
South American	10,964	3.2%
Peruvian	3,093	28%
Argentinean	2,045	19%
Colombian	1,976	18%
Ecuadorian	1,556	14%
Chilean	1,051	10%
Venezuelan	574	5%
Bolivian	534	5%
Uruguayan	79	1%
Other South American	38	0%
Paraguayan	18	0%
Other Hispanic	13,985	4.1%

A photograph of the California State Capitol building in Sacramento, featuring a large white dome with a gold top and a portico with columns. The building is set against a clear blue sky with some greenery visible in the foreground.

**TU & Media Predict**

# **2024 Presidential Tracker**

**Congressional District CA-27**

**July 2024**

**Televisa  
Univision**

**Consumer  
Strategy & Insights**

**MEDIA  
PREDICT**

# Objectives

- Measure current landscape of the 2024 General Elections
- Assess voter sentiment towards current candidates and government bodies
- Understand key issues and their degree of importance as motivators to vote
- Compare and contrast Hispanic and Non-Hispanic voters

*Among likely voters 18+*

*Source: Univision political tracker in collaboration with Media Predict as of July 2024*

# Methodology

- Online survey of 406 likely voters ages 18+

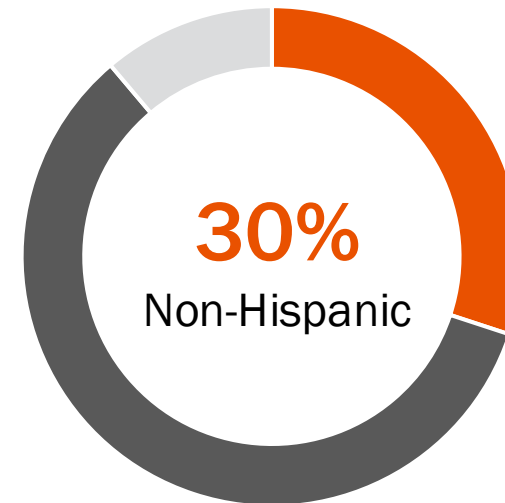
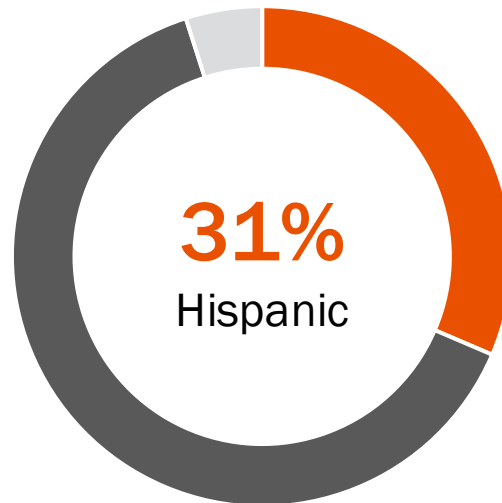
<p><u>A18+</u></p> <p>175 Hispanic (128 SpanDom/Bilingual)</p> <p>231 Non-Hispanic</p>
--

- In field 7/5/2024 – 7/26/2024
- Weighted to the registered voter universe by age, gender, education, and political party affiliation. Results from full survey have a margin of error of plus or minus 7.6% for Hispanics and 6.6% for Non-Hispanics.
- **This Report: Hispanic SpanDom/Bilingual vs Non-Hispanic**

# Only 31% of Hispanics Believe U.S. is Headed in the Right Direction

*In general, do you believe that the United States is headed in the right direction, or has it gone off on the wrong track?*

## US Right or Wrong Track

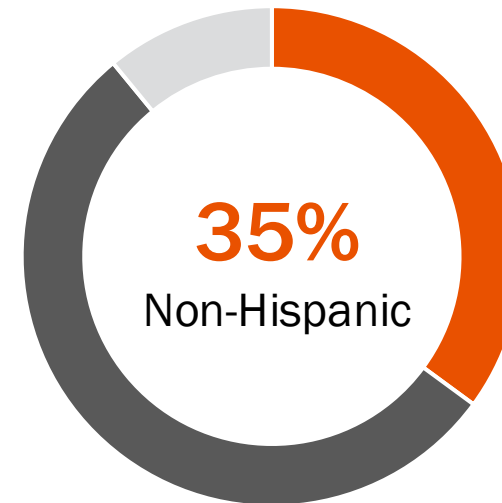
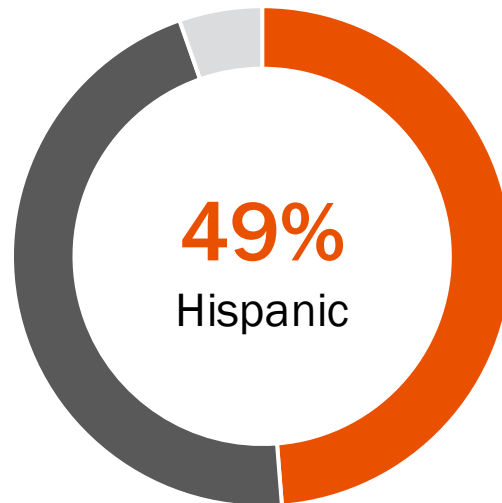


- Right direction
- Wrong track
- Unsure/I don't know

# 49% of Hispanics Believe California is Headed in the Right Direction

*In general, do you believe that California is headed in the right direction, or has it gone off on the wrong track?*

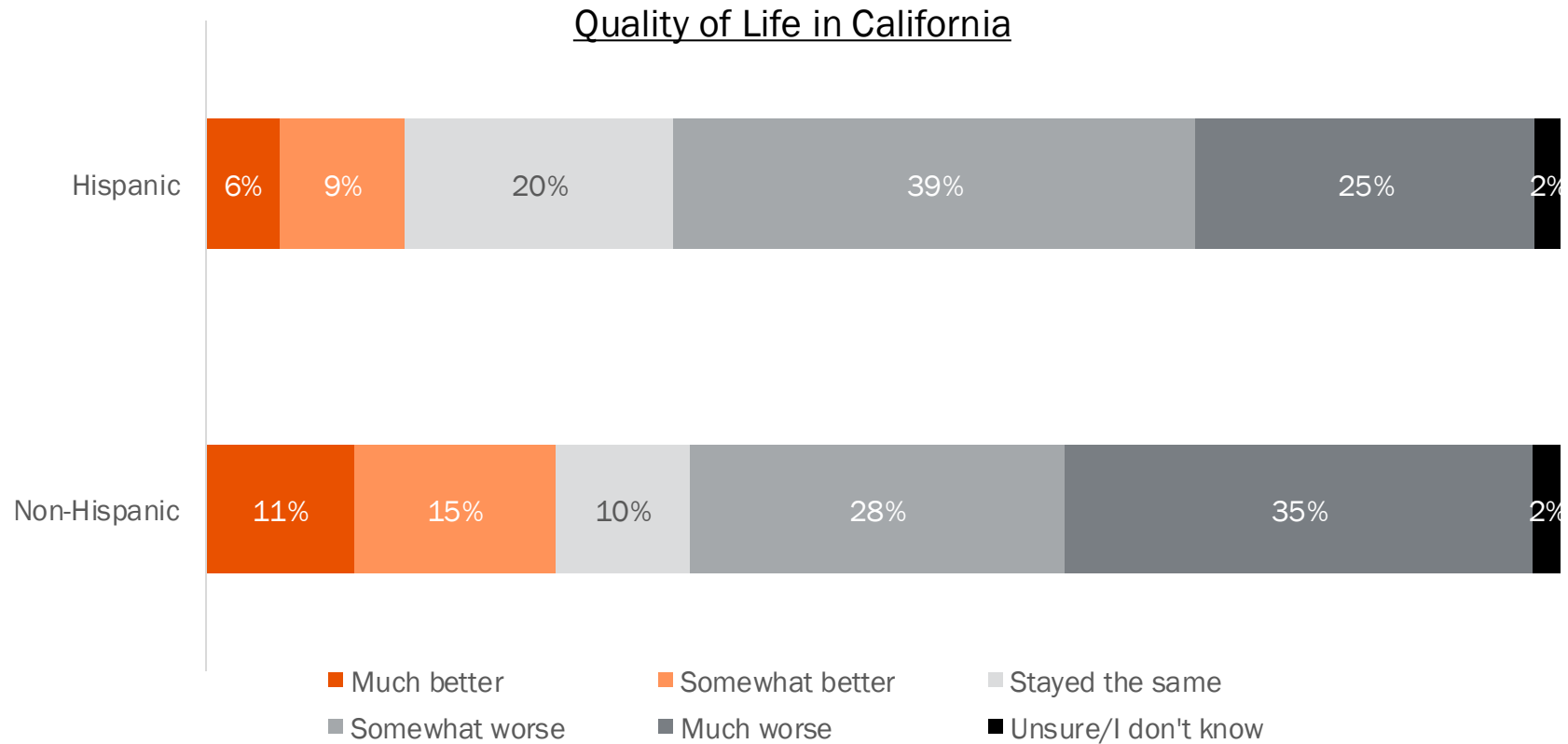
## California Right or Wrong Track



- Right direction
- Wrong track
- Unsure/I don't know

# 64% of Hispanic Voters Believe Quality of Life in California Has Gotten Worse

In general, do you believe that the quality of life in California has become better or worse in the last few years?




Among likely voters 18+  
 Source: Univision political tracker in collaboration with Media Predict as of July 2024



---

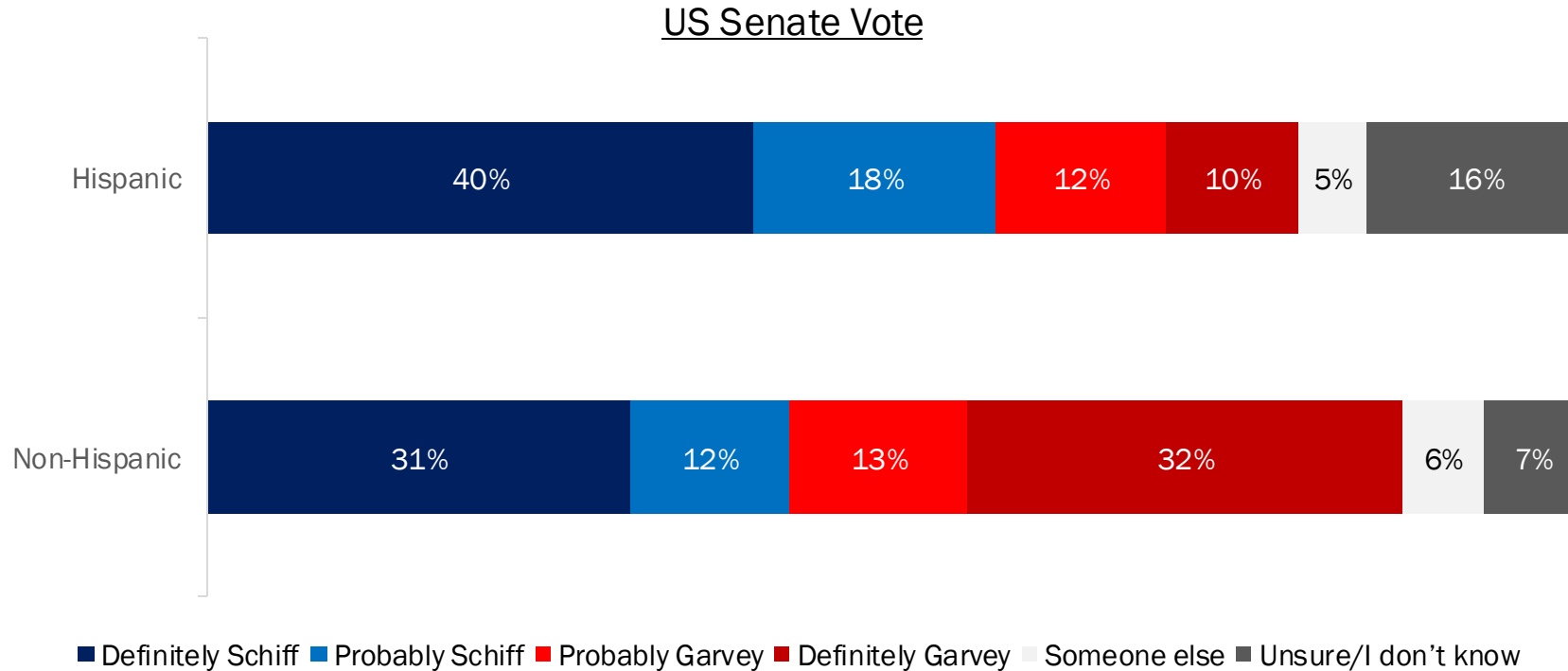
# General Election Polling



# US Senate Vote: Schiff vs Garvey

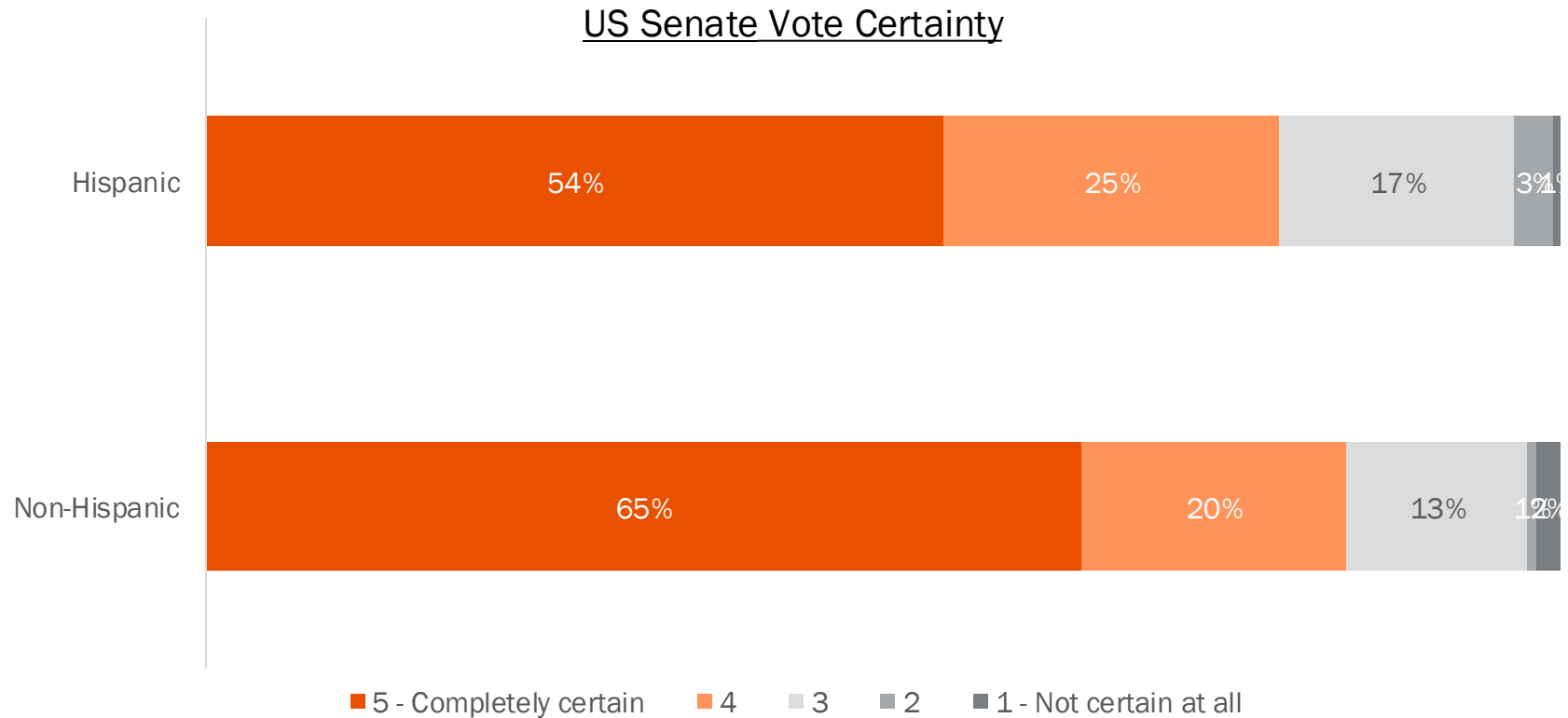
- SCHIFF FAVORED BY HISPANICS, HIGHER THAN NON-HISPANICS
- 46% OF HISPANICS UP FOR GRABS (30% NOT DEFINITE, 16% UNSURE)

If the election for United States Senator from California were being held today, and the candidates were Adam Schiff (Democrat) and Steve Garvey (Republican), for whom would you vote?



# 46% of Hispanics Not Completely Certain about Their Vote for US Senate

How certain are you that this is the right choice of candidate for you?

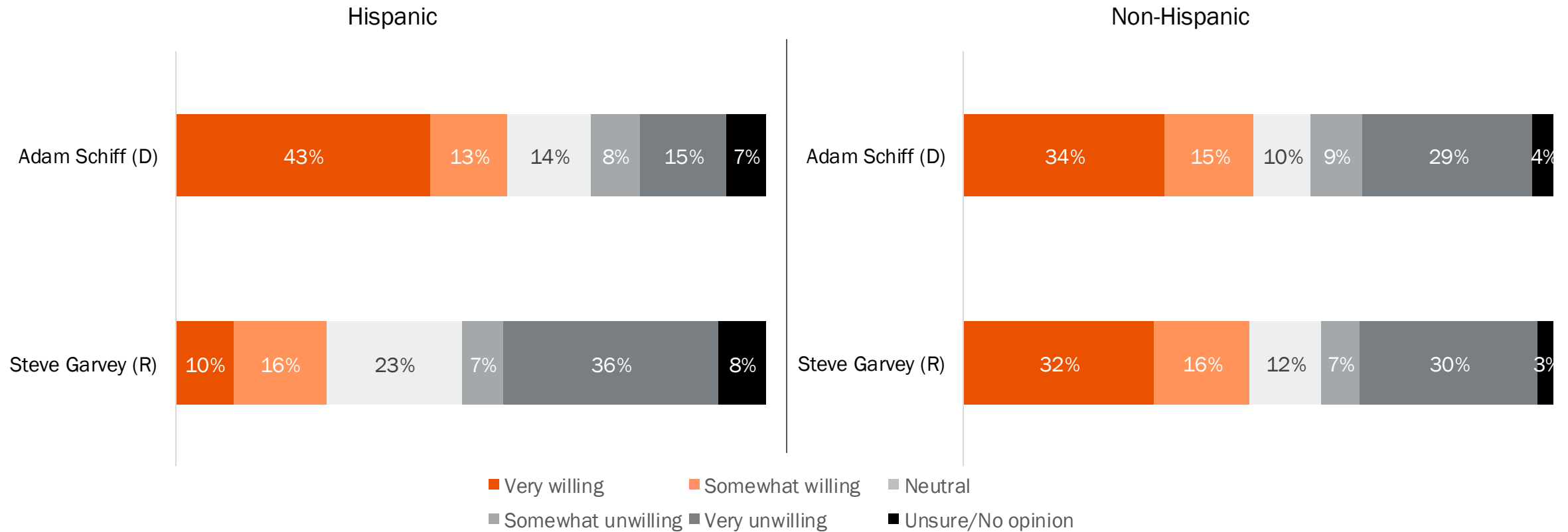


Among likely voters 18+  
 Source: Univision political tracker in collaboration with Media Predict as of July 2024

# Willingness to Vote for Candidates in US Senate Election

For the candidates listed below, please indicate how willing or unwilling you would be to vote for them in the general election.

## Candidate Vote Willingness

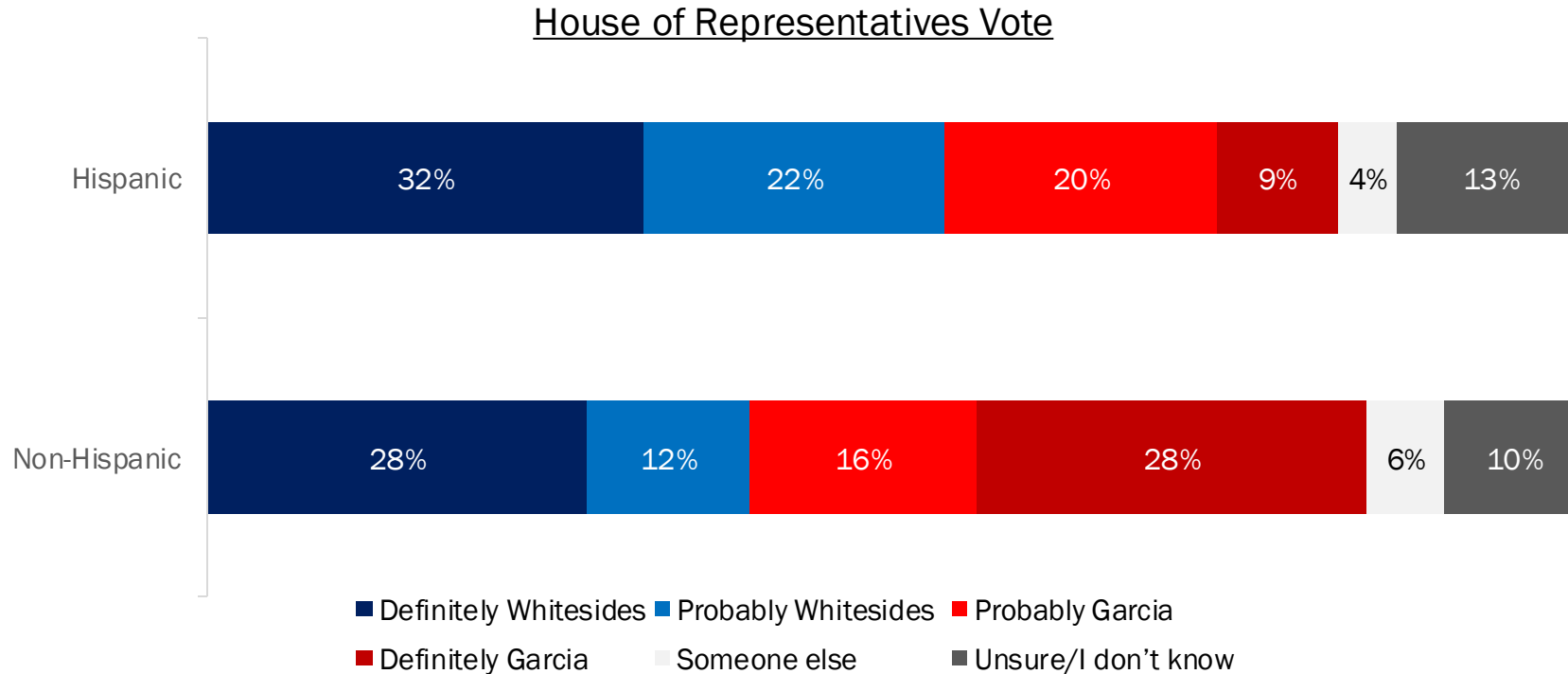


Among likely voters 18+  
 Source: Univision political tracker in collaboration with Media Predict as of July 2024

# House of Representatives Vote: Whitesides vs Garcia

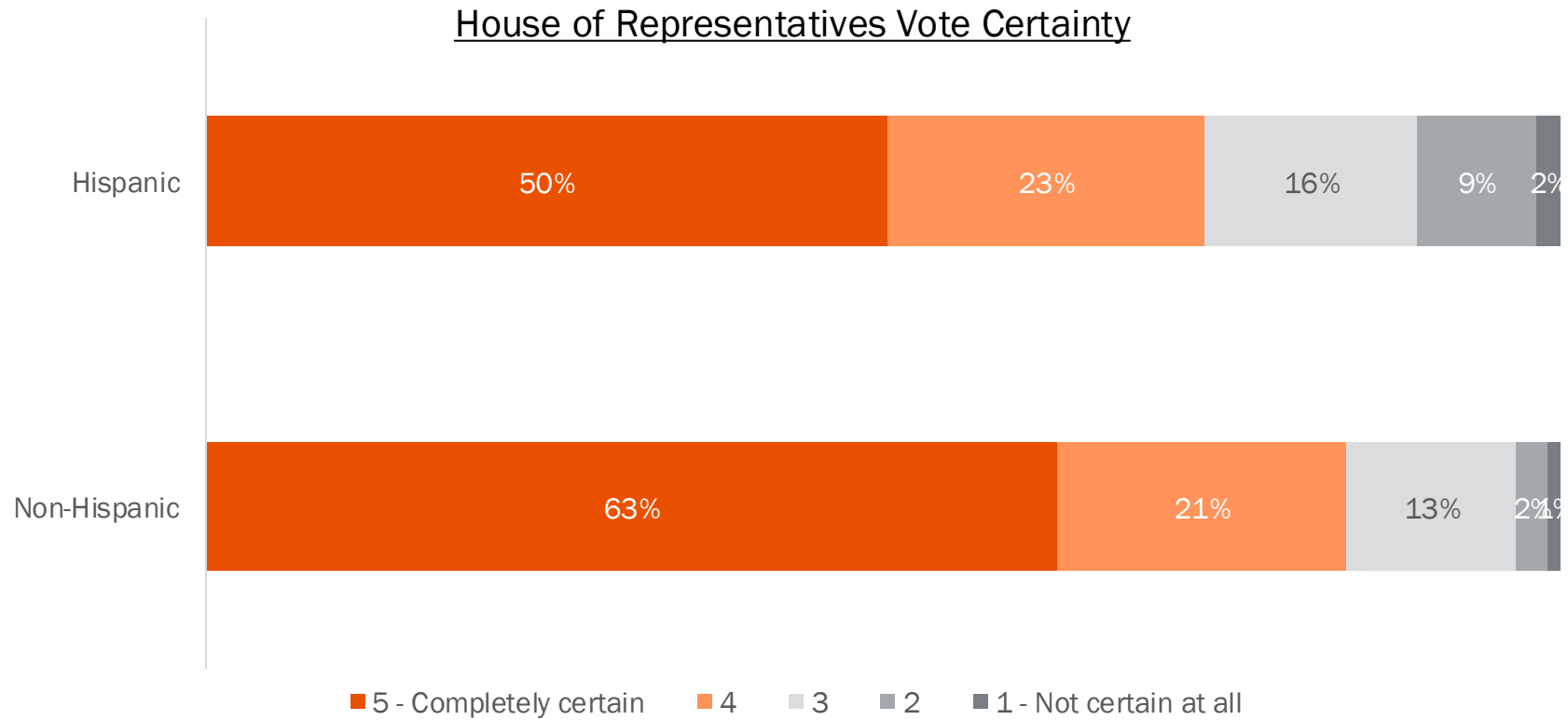
- WHITESIDES FAVORED BY HISPANICS, HIGHER THAN NON-HISPANICS
- 55% OF HISPANICS UP FOR GRABS (42% NOT DEFINITE, 13% UNSURE)

If the election for the United States House of Representatives were held today, and the candidates were George Whitesides (Democrat) and Mike Garcia (Republican), for whom would you vote?



# 50% of Hispanics Not Completely Certain about Their Vote for US House of Representatives

How certain are you that this is the right choice of candidate for you?

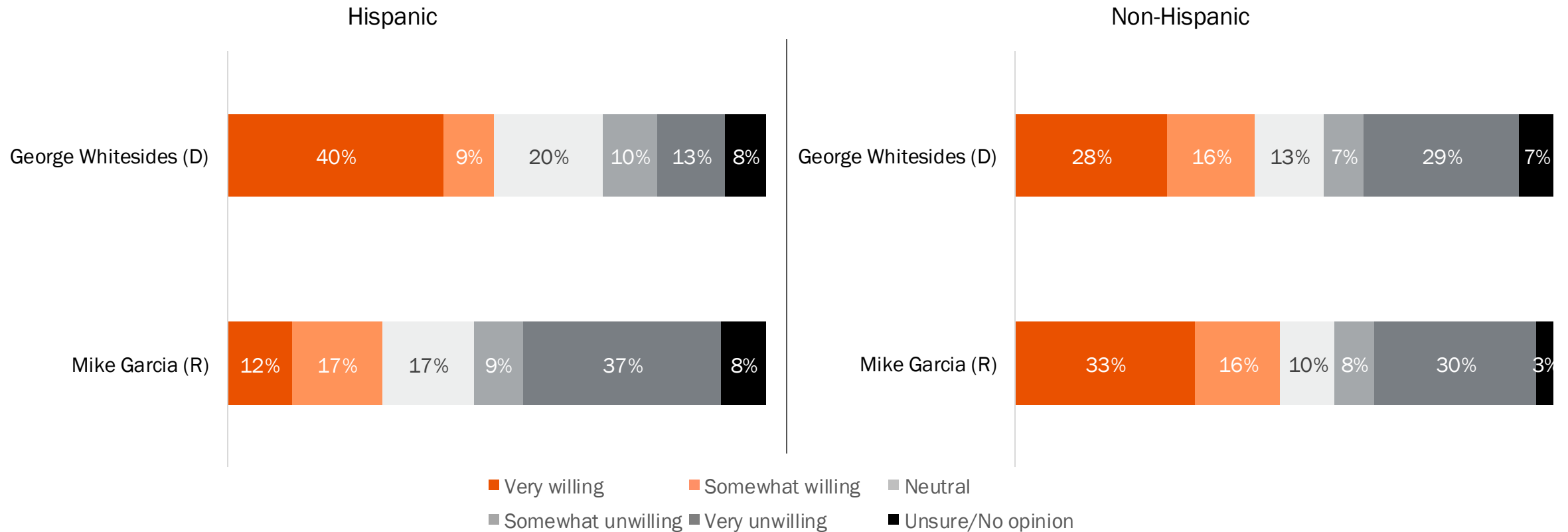


Among likely voters 18+  
 Source: Univision political tracker in collaboration with Media Predict as of July 2024

# Willingness to Vote for Candidates in US House of Representatives Election

For the candidates listed below, please indicate how willing or unwilling you would be to vote for them in the general election.

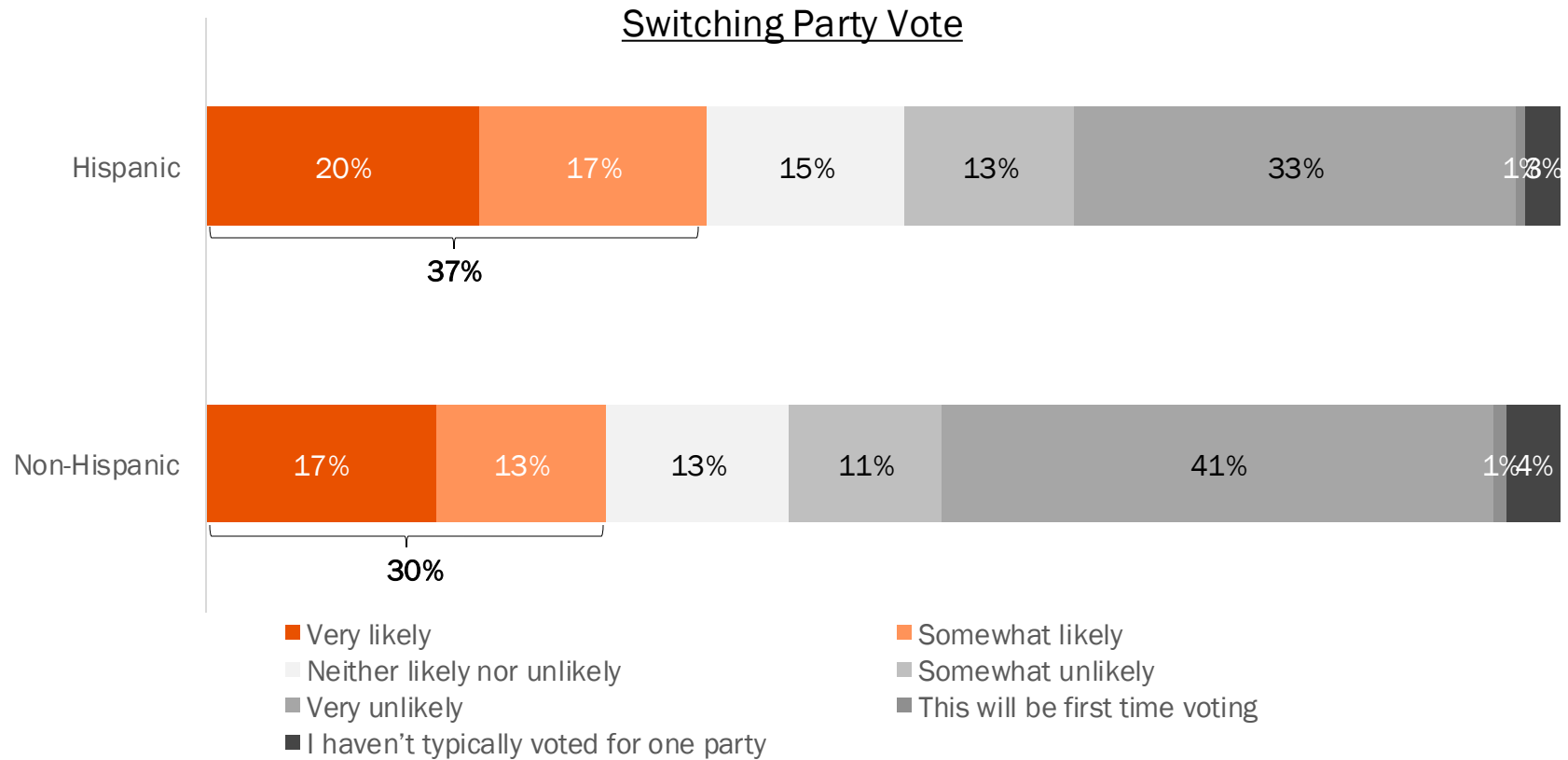
## Candidate Vote Willingness



Among likely voters 18+  
Source: Univision political tracker in collaboration with Media Predict as of July 2024

# Hispanics More Likely than Non-Hispanics to be Crossover Voters This Election

In the upcoming general election in November, how likely or unlikely are you to vote for a candidate from a political party that you typically have not voted for in the past?




Among likely voters 18+  
 Source: Univision political tracker in collaboration with Media Predict as of July 2024



---

# Favorability & Job Approval

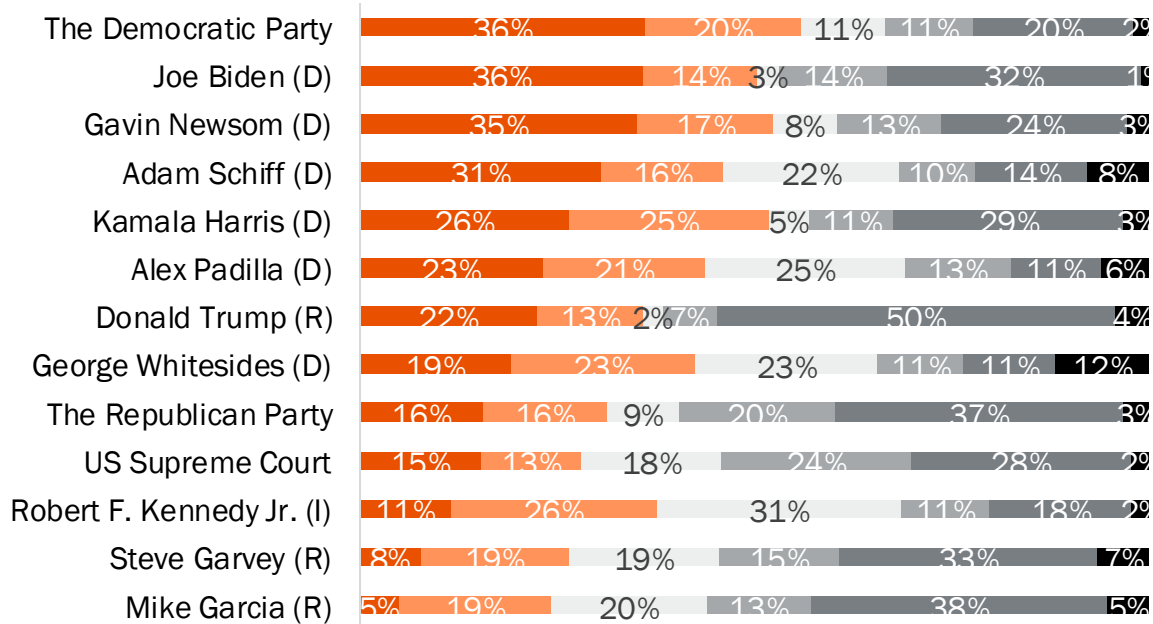


# Favorability

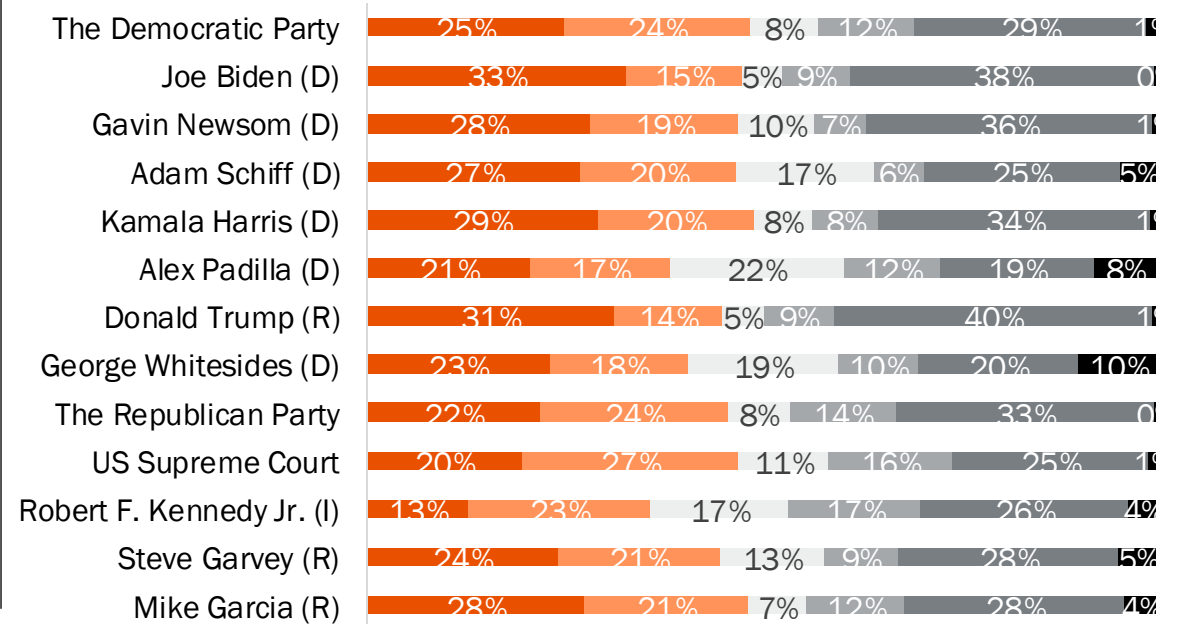
For each individual or institution listed below, please indicate if you have a favorable or unfavorable opinion of them.

## Favorability

### Hispanic



### Non-Hispanic

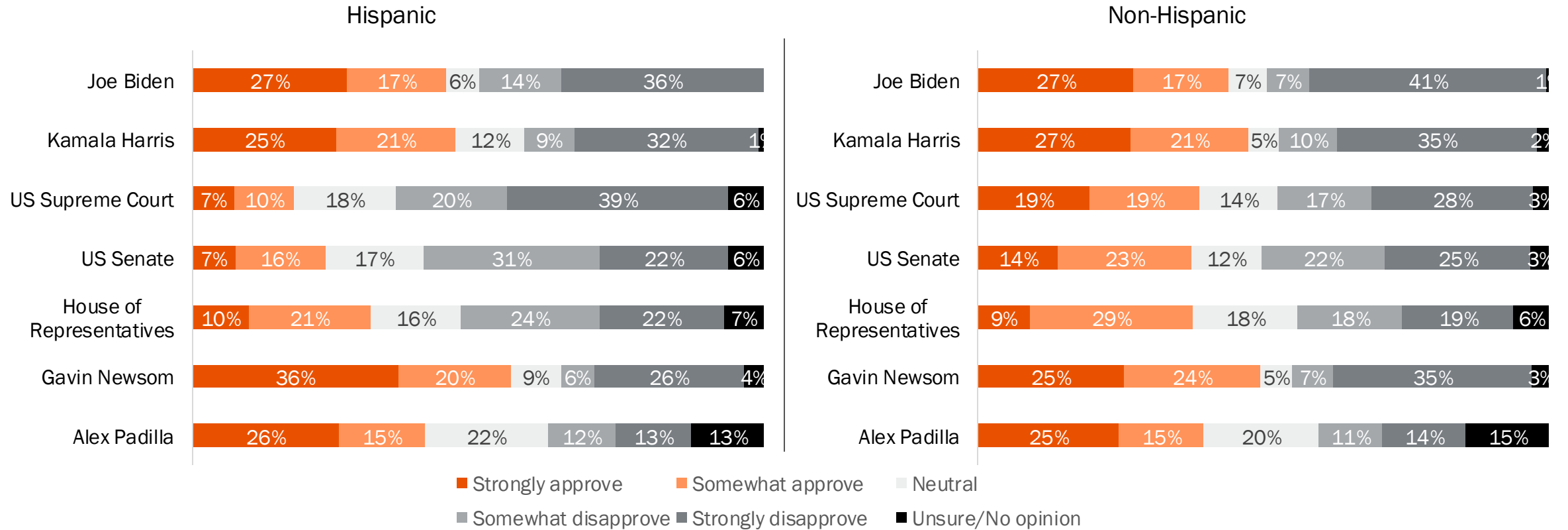


■ Strongly favorable   
 ■ Somewhat favorable   
 ■ Heard of, no opinion   
 ■ Somewhat unfavorable   
 ■ Strongly unfavorable   
 ■ Have not heard of

# Job Approval

Do you approve or disapprove of the way [x] is handling their job?


## Job Approval



Among likely voters 18+  
Source: Univision political tracker in collaboration with Media Predict as of July 2024

---

# The Issues



# Cost of Living, Inflation, Housing, Economy/Jobs Top Issues for All Voters

## -Education, Mental Health of Greater Concern for Hispanics

Thinking about the issues, how important are the following issues to you?

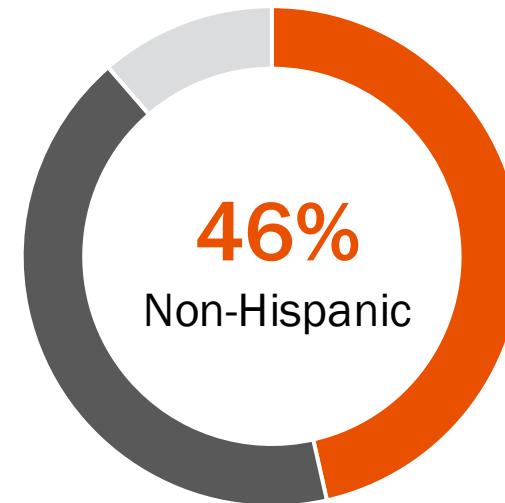
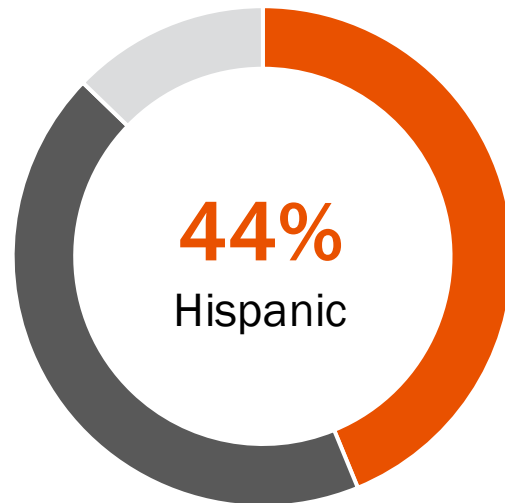
### Issue Importance TopBox

	Hispanic	Non-Hispanic		Hispanic	Non-Hispanic
Cost of living	80%	76%	Government spending / deficit	45%	49%
Inflation	76%	70%	Gun rights / 2nd amendment	44%	44%
Affordable housing	73%	61%	Abortion	44%	47%
Economy / jobs	72%	68%	Opioids / drug abuse	43%	44%
Healthcare	69%	65%	Defense / military	42%	54%
Education	65%	53%	Energy policy	41%	44%
Mental health	64%	52%	Border security	40%	54%
Social security / Medicare	64%	62%	Israel/Hamas War	38%	30%
Homelessness	63%	58%	Foreign policy	38%	43%
Crime and public safety	63%	62%	Race relations	37%	35%
Gas prices	62%	60%	Russia / Ukraine war	35%	31%
Taxes	58%	58%	U.S. relationship with China	34%	40%
Entitlements / social services reform (Medicare, welfare, etc.)	51%	48%	Strengthening law enforcement	33%	54%
Gun control	51%	46%	Police reform	31%	36%
Immigration	50%	49%	LGBTQ rights	31%	28%
Climate change	49%	45%	Culture wars	25%	25%
Infrastructure, such as roads and public transportation	47%	48%			

# 44% of All Hispanics Said There Was One Specific Issue That Will Determine Who They Vote For

*Thinking again about the issues, is there one specific issue that will determine who you will vote for?*

## Determining Issue



- Yes
- No
- Unsure/I don't know

# Issues That Will Determine Who They Vote For

## - INFLATION AND SOCIAL SECURITY/MEDICARE MOST IMPORTANT TO HISPANICS

Please indicate which of the following issues will determine who you vote for.

### Top 10 Determining Issues

	Hispanic	Non-Hispanic
Inflation	15%	8%
Social security / Medicare	14%	6%
Israel/Hamas War	13%	2%
Abortion	12%	14%
Immigration	8%	8%
Cost of living	7%	11%
Border security	7%	4%
LGBTQ rights	4%	1%
Economy / jobs	4%	5%
Affordable housing	3%	3%

# Party Better Able to Handle Issues

Thinking again about the issues, which party do you think would do a better job of handling each of the following issues, the Democratic Party or the Republican Party?

	Hispanic		Non-Hispanic	
	Democrat Top2Box	Republican Top2Box	Democrat Top2Box	Republican Top2Box
Education	61%	25%	45%	28%
Entitlements Reform	60%	23%	48%	30%
Healthcare	60%	21%	46%	33%
Social Security	60%	21%	49%	33%
Abortion	58%	24%	56%	28%
Climate Change	57%	14%	55%	20%
Energy Policy	55%	20%	48%	31%
Economy / jobs	51%	40%	44%	40%
Immigration	51%	31%	37%	45%
Inflation	50%	36%	38%	40%

Among likely voters 18+

Source: Univision political tracker in collaboration with Media Predict as of July 2024



# Party Better Able to Handle Issues

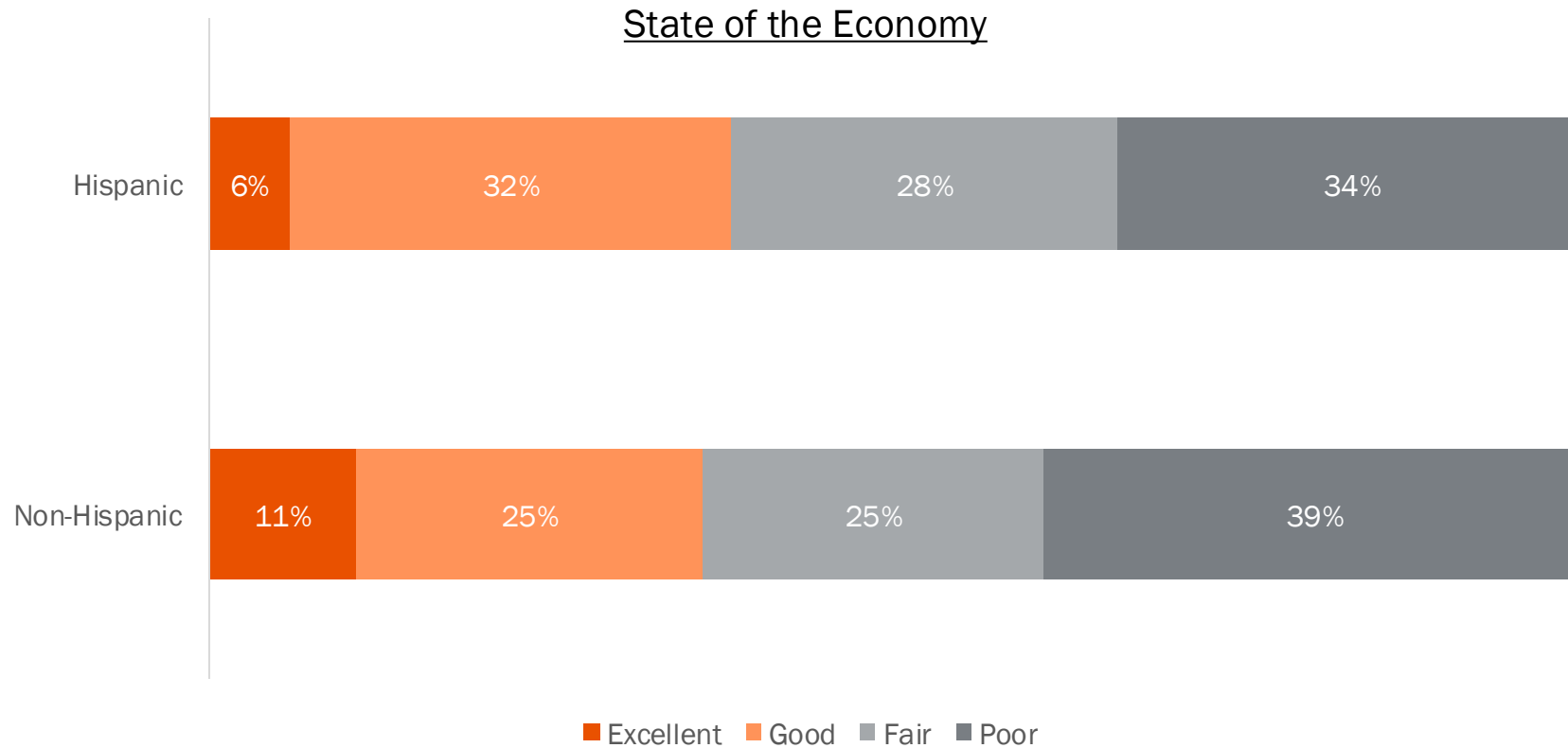
Thinking again about the issues, which party do you think would do a better job of handling each of the following issues, the Democratic Party or the Republican Party?

	Hispanic		Non-Hispanic	
	Democrat Top2Box	Republican Top2Box	Democrat Top2Box	Republican Top2Box
National Security	49%	34%	38%	44%
Cost of Living	48%	33%	45%	36%
Foreign policy	48%	29%	38%	40%
Gov spending	48%	33%	36%	34%
Defense	46%	37%	37%	44%
Taxes	46%	35%	42%	37%
Crime and public safety	46%	32%	40%	41%
Border Security	43%	40%	35%	49%
Opioids	38%	19%	40%	32%

# ECONOMY

# 62% of Hispanics Rate the Economy in Their State Right Now as Fair or Poor

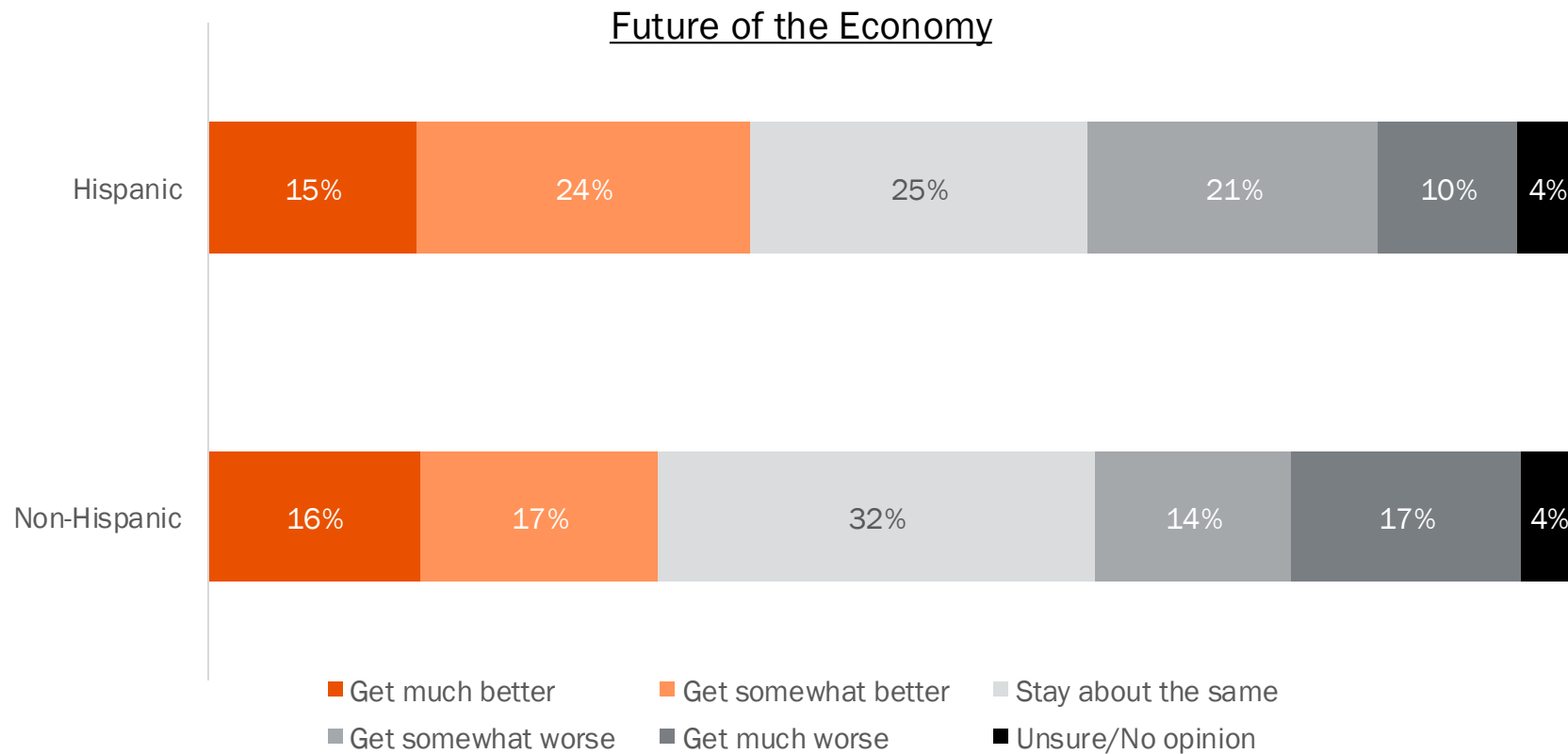
How would you rate the economy in your state right now?



Among likely voters 18+  
 Source: Univision political tracker in collaboration with Media Predict as of July 2024

# 31% of Hispanic Voters Believe the Economy Will Get Worse

Thinking ahead to a few months from now... Do you believe the economy in your state will get better, get worse, or stay about the same as it is now?



# Economy

How much do you agree or disagree with the following statements? [Economy]	Hispanic		Non-Hispanic	
	Agree	Disagree	Agree	Disagree
I feel that it is increasingly difficult for middle class families to prosper in the United States	78%	10%	89%	3%
Inflation is putting a significant strain on my budget	77%	10%	78%	8%
I am concerned about the U.S. federal government's spending and deficit	73%	11%	74%	8%
The price of gas is putting a strain on my finances	72%	20%	70%	15%
Corporations and financial firms are buying up single-family homes and apartment buildings and driving up housing prices	72%	9%	70%	9%
I expect my personal economic situation to get better in the next few years	60%	19%	48%	23%
My personal economic situation has become worse in the last year	57%	25%	63%	15%
Someone in my household has taken, or is considering taking, a second job in order to maintain our standard of living	57%	27%	47%	31%
I have taken, or am considering taking, a second job in order to maintain my standard of living	54%	25%	53%	28%
I feel that jobs are getting easier to find	24%	55%	26%	49%
Home ownership is still within reach for most people	19%	65%	26%	66%

5 pt Scale: Agree = 4,5, Disagree = 1,2, Neutral = 3 (not reported), No opinion = 0 (Not reported)

Agree and Disagree above will not sum to 100%

Among likely voters 18+

Source: Univision political tracker in collaboration with Media Predict as of July 2024

# PUBLIC HEALTH & HEALTHCARE

# Public Health & Healthcare

How much do you agree or disagree with the following statements? [ <i>Public Health &amp; Healthcare</i> ]	Hispanic		Non-Hispanic	
	Agree	Disagree	Agree	Disagree
Drug abuse is a serious public health issue in the United States	83%	7%	89%	5%
Mental health issues are a growing problem for people in the United States	81%	8%	86%	5%
I am generally satisfied with my healthcare coverage	66%	21%	69%	17%
Medicaid and Medicare are working well now	47%	26%	45%	23%
The cost of prescription drugs is a financial problem for me	40%	26%	34%	44%
The cost of my health care and insurance is reasonable	38%	44%	44%	35%

5 pt Scale: Agree = 4,5, Disagree = 1,2, Neutral = 3 (not reported), No opinion = 0 (Not reported)

Agree and Disagree above will not sum to 100%

Among likely voters 18+

Source: Univision political tracker in collaboration with Media Predict as of July 2024

# Abortion

How much do you agree or disagree with the following statements? [ <i>Public Health &amp; Healthcare</i> ]	Hispanic		Non-Hispanic	
	Agree	Disagree	Agree	Disagree
I would not vote for a political candidate whose views on abortion were at odds with mine	56%	19%	64%	13%
Abortion laws should be created by state governments, not by the federal government	40%	30%	47%	29%

Abortion Policy	Hispanic	Non-Hispanic
<i>Thinking about abortion policy and laws, which of the following comes closest to your view?</i>		
Abortion should be legal only in the case of rape, incest or when the mother's life is in danger	32%	19%
Abortion should be legal at any time during pregnancy	22%	17%
Abortion should be illegal in all cases	12%	11%
Abortion should be legal until the fetus can survive outside the womb (approximately the 24th week of pregnancy)	10%	15%
Abortion should be legal only in the first trimester (approximately the first 13 weeks) of pregnancy	7%	10%
Abortion should be legal only in the first 15 weeks of pregnancy	6%	10%
Abortion should be legal only before a fetal heartbeat is detected (at approximately the first 6 weeks of pregnancy)	5%	8%
Other	2%	3%
Unsure/I don't know	5%	6%



# CRIME & PUBLIC SAFETY

# Crime & Public Safety

How much do you agree or disagree with the following statements? [ <i>Crime &amp; Public Safety</i> ]	Hispanic		Non-Hispanic	
	Agree	Disagree	Agree	Disagree
Homelessness is a serious problem in the United States	89%	4%	91%	3%
Crime is a growing problem in the United States	79%	12%	82%	6%
Crime is a growing problem where I live	71%	16%	65%	17%
Homelessness is a serious problem in my neighborhood	71%	17%	65%	19%
Government authorities have become too lenient on criminals	65%	17%	63%	16%
I believe that stricter gun control laws would reduce crime	65%	24%	55%	34%
Police departments in the United States are understaffed	61%	14%	69%	10%

5 pt Scale: Agree = 4,5, Disagree = 1,2, Neutral = 3 (not reported), No opinion = 0 (Not reported)

Agree and Disagree above will not sum to 100%

Among likely voters 18+

Source: Univision political tracker in collaboration with Media Predict as of July 2024

# Crime & Public Safety

How much do you agree or disagree with the following statements? [ <i>Crime &amp; Public Safety</i> ]	Hispanic		Non-Hispanic	
	Agree	Disagree	Agree	Disagree
I feel less safe in my everyday life than I did a year ago	60%	22%	64%	18%
My Police Department is understaffed	58%	14%	58%	12%
I support second amendment gun rights	51%	24%	62%	22%
Children in my community are generally safe at the schools they attend	43%	35%	55%	26%
My local government should significantly reduce the resources and budgets for police	30%	47%	25%	59%
Government authorities are doing a good job protecting businesses near where I live and shop	26%	45%	39%	36%
Government authorities are doing a good job combating crime in my neighborhood	20%	48%	38%	41%

5 pt Scale: Agree = 4,5, Disagree = 1,2, Neutral = 3 (not reported), No opinion = 0 (Not reported)

Agree and Disagree above will not sum to 100%

Among likely voters 18+

Source: Univision political tracker in collaboration with Media Predict as of July 2024

# IMMIGRATION & BORDER SECURITY

# Immigration & Border Security

How much do you agree or disagree with the following statements? [ <i>Immigration &amp; Border Security</i> ]	Hispanic		Non-Hispanic	
	Agree	Disagree	Agree	Disagree
We should provide a pathway to legal status (including citizenship) for undocumented immigrants who have been in the U.S. and have not committed a serious crime	75%	11%	68%	18%
We should reform immigration laws to give higher priority to people with needed skills and education	58%	19%	59%	17%
Securing our southern border is an important step toward stopping the flow of illegal drugs and sex trafficking into the United States	57%	25%	72%	11%
There are too many undocumented immigrants crossing the border into the United States	57%	28%	75%	11%
All migrants who want to enter the United States should be fully vetted first	56%	16%	75%	7%
The Biden Administration must take the steps necessary to immediately stop undocumented migrants from entering the United States	53%	29%	71%	12%
My feelings about the migrant issue make it more likely I will vote for Democratic candidates in the next election	53%	29%	48%	36%
United States taxpayers cannot afford to pay for all the costs associated with the undocumented migrants in the U.S.	53%	23%	70%	10%
The situation at the southern border could be largely solved if the U.S. enforced its current immigration laws	46%	25%	70%	9%

5 pt Scale: Agree = 4,5, Disagree = 1,2, Neutral = 3 (not reported), No opinion = 0 (Not reported)

Agree and Disagree above will not sum to 100%

Among likely voters 18+

Source: Univision political tracker in collaboration with Media Predict as of July 2024

# Immigration & Border Security

How much do you agree or disagree with the following statements? [ <i>Immigration &amp; Border Security</i> ]	Hispanic		Non-Hispanic	
	Agree	Disagree	Agree	Disagree
There are too many undocumented migrants coming to my state	43%	28%	66%	13%
Local law enforcement should be able to detain undocumented migrants	42%	43%	63%	16%
The resettling of all the migrants will, in the long-run, benefit the United States	42%	27%	37%	34%
It is not fair that migrants get free housing, food, and healthcare when so many longtime Americans struggle to pay for those things	41%	39%	70%	13%
The United States military should be used to secure the southern border	40%	36%	57%	22%
I am confident that the Biden administration has a plan to effectively deal with the undocumented migrant issue	39%	40%	37%	46%
The Biden administration is primarily responsible for the situation at the southern border	38%	40%	53%	35%
The U.S. should complete the construction of a wall on the southern border of the U.S.	38%	44%	55%	31%
I support the way the Biden Administration is managing the southern border	37%	42%	33%	45%

5 pt Scale: Agree = 4,5, Disagree = 1,2, Neutral = 3 (not reported), No opinion = 0 (Not reported)

Agree and Disagree above will not sum to 100%

Among likely voters 18+

Source: Univision political tracker in collaboration with Media Predict as of July 2024

# Immigration & Border Security

How much do you agree or disagree with the following statements? [ <i>Immigration &amp; Border Security</i> ]	Hispanic		Non-Hispanic	
	Agree	Disagree	Agree	Disagree
The arrival of migrants has made the affordable housing problem worse	35%	45%	56%	24%
My feelings about the migrant issue make it more likely I will vote for Republican candidates in the next election	35%	52%	50%	38%
Government benefits like healthcare should be provided to undocumented immigrants free of cost	34%	38%	25%	59%
The rules that I have to live by don't seem to apply to migrants	33%	38%	55%	24%
Undocumented migrants have increased crime in my state	31%	51%	53%	26%
It feels like migrants are being treated better than most Americans	30%	55%	54%	30%
Undocumented immigrants arriving across the southern border should be transported by the government throughout the United States	29%	41%	26%	49%
I support the way my state and local officials are handling the migrant issue	27%	36%	28%	43%
Undocumented migrants will take jobs away from poorer and working-class Americans	26%	53%	54%	31%
Most undocumented migrants who entered the U.S. over the last few years should be deported	25%	50%	53%	25%

5 pt Scale: Agree = 4,5, Disagree = 1,2, Neutral = 3 (not reported), No opinion = 0 (Not reported)

Agree and Disagree above will not sum to 100%

Among likely voters 18+

Source: Univision political tracker in collaboration with Media Predict as of July 2024

# CLIMATE CHANGE & ENERGY POLICY



# Climate Change & Energy Policy

How much do you agree or disagree with the following statements? [ <i>Climate Change &amp; Energy Policy</i> ]	Hispanic		Non-Hispanic	
	Agree	Disagree	Agree	Disagree
Climate change is a result of human activity	71%	13%	63%	19%
Climate change is a very big threat to the planet	70%	17%	73%	15%
Action should be taken on climate change even if it means significant restrictions on my use of cars, trucks, and planes	57%	27%	47%	34%
The United States should eliminate fossil fuels as a source of energy for its electric power grid	50%	25%	48%	28%
Government regulation and action on climate change is hurting the economy	43%	26%	43%	30%
Governments should create policies that encourage oil and gas production in the U.S.	41%	25%	57%	24%
Action should be taken on climate change even if it means a significant increase in my taxes or in my gas and electricity expenses	38%	33%	39%	43%

5 pt Scale: Agree = 4,5, Disagree = 1,2, Neutral = 3 (not reported), No opinion = 0 (Not reported)

Agree and Disagree above will not sum to 100%

Among likely voters 18+

Source: Univision political tracker in collaboration with Media Predict as of July 2024

# GOVERNMENT

# Government

How much do you agree or disagree with the following statements? [Government]	Hispanic		Non-Hispanic	
	Agree	Disagree	Agree	Disagree
The voting in the 2020 election was free and fair and the vote-counting was done accurately	71%	18%	59%	25%
The federal government of the United States is too big and powerful	65%	11%	61%	17%
The jury decision to convict Donald Trump of multiple felonies in New York was correct	60%	25%	53%	32%
The United States Justice Department has become politicized in its prosecutions	57%	22%	57%	19%
The recent felony trial of Donald Trump in New York was conducted fairly	53%	27%	56%	27%
The federal government of the United States has become too intrusive in the lives of Americans	51%	16%	59%	19%
The FBI has become politicized in its investigations	50%	23%	52%	20%
I want the next president to shrink the size of the federal government	40%	24%	47%	24%
I am confident that Social Security and Medicare benefits, that are similar to those of current retirees, will be available in the future to younger generations	37%	41%	34%	43%

5 pt Scale: Agree = 4,5, Disagree = 1,2, Neutral = 3 (not reported), No opinion = 0 (Not reported)

Agree and Disagree above will not sum to 100%

Among likely voters 18+

Source: Univision political tracker in collaboration with Media Predict as of July 2024

# GOVERNMENT POLICY

# Government Policy

How much do you agree or disagree with the following statements? [Government Policy]	Hispanic		Non-Hispanic	
	Agree	Disagree	Agree	Disagree
I think that the United States government should provide expanded benefits and entitlements to Americans	73%	5%	56%	11%
I support the Biden Administration's efforts to forgive student loans	65%	18%	55%	35%
China represents the most serious economic and geo-political threat to the United States	61%	14%	66%	10%
The U.S. government should spend less money supporting the war in Ukraine	59%	23%	51%	32%
Iran is the primary destabilizing force in the Middle East	52%	12%	54%	10%
I think that the United States spends too much on defense and the military	47%	25%	37%	45%
The government should ban social media, like Facebook and TikTok, from being used by children	44%	35%	49%	25%
Student loans should not be forgiven and paid for by taxpayers	32%	53%	41%	42%
The age required to collect full Social Security benefits will need to be raised in order to keep the program from running out of money	29%	38%	39%	33%
I support the way the Biden Administration is dealing with the Israel-Hamas war	28%	44%	31%	43%
Growth in spending on entitlements, like Social Security and Medicaid, needs to be reduced	23%	55%	25%	52%
The United State should increase the amount of military aid it sends to Israel	20%	63%	31%	45%

5 pt Scale: Agree = 4,5, Disagree = 1,2, Neutral = 3 (not reported), No opinion = 0 (Not reported)

Agree and Disagree above will not sum to 100%

Among likely voters 18+

Source: Univision political tracker in collaboration with Media Predict as of July 2024

# TECHNOLOGY

# Technology

How much do you agree or disagree with the following statements? [Technology]	Hispanic		Non-Hispanic	
	Agree	Disagree	Agree	Disagree
Artificial Intelligence (AI) technology will be used to create a significant amount of misleading and deceptive information, pictures and video that will be hard to identify as fake	80%	8%	80%	4%
Artificial Intelligence (AI) technology should be heavily regulated by the federal government	70%	12%	63%	15%
Artificial Intelligence (AI) technology will eliminate more jobs than it creates	54%	26%	65%	12%
Social media, like Facebook and TikTok, does more harm than good	38%	32%	58%	16%

5 pt Scale: Agree = 4,5, Disagree = 1,2, Neutral = 3 (not reported), No opinion = 0 (Not reported)

Agree and Disagree above will not sum to 100%

Among likely voters 18+

Source: Univision political tracker in collaboration with Media Predict as of July 2024

# EDUCATION



# Education

How much do you agree or disagree with the following statements? [Education]	Hispanic		Non-Hispanic	
	Agree	Disagree	Agree	Disagree
Parents should be allowed to know what is being taught in the public schools that their children attend	84%	6%	92%	3%
All parents should have publicly-funded options, beyond traditional public schools, to educate their children	63%	12%	66%	14%
Parents should have a say in what is taught to their children in public schools	62%	18%	73%	13%
College is no longer worth the cost for most students	62%	11%	73%	13%
The public schools in my neighborhood are good	61%	21%	61%	16%
More emphasis should be placed on trade schools	58%	9%	79%	3%
The public school system is working well in my state	46%	29%	39%	36%
Colleges and universities should be allowed to use race in admissions decisions	27%	49%	24%	59%
Public schools where I live are better than they were before the pandemic	24%	41%	29%	27%
The federal government's Department of Education should be eliminated	20%	61%	29%	48%

5 pt Scale: Agree = 4,5, Disagree = 1,2, Neutral = 3 (not reported), No opinion = 0 (Not reported)


Agree and Disagree above will not sum to 100%

Among likely voters 18+

Source: Univision political tracker in collaboration with Media Predict as of July 2024

---

# Information Sources & Language Preferences



# Local & National TV Most Heavily Used Political Information Sources by Hispanics

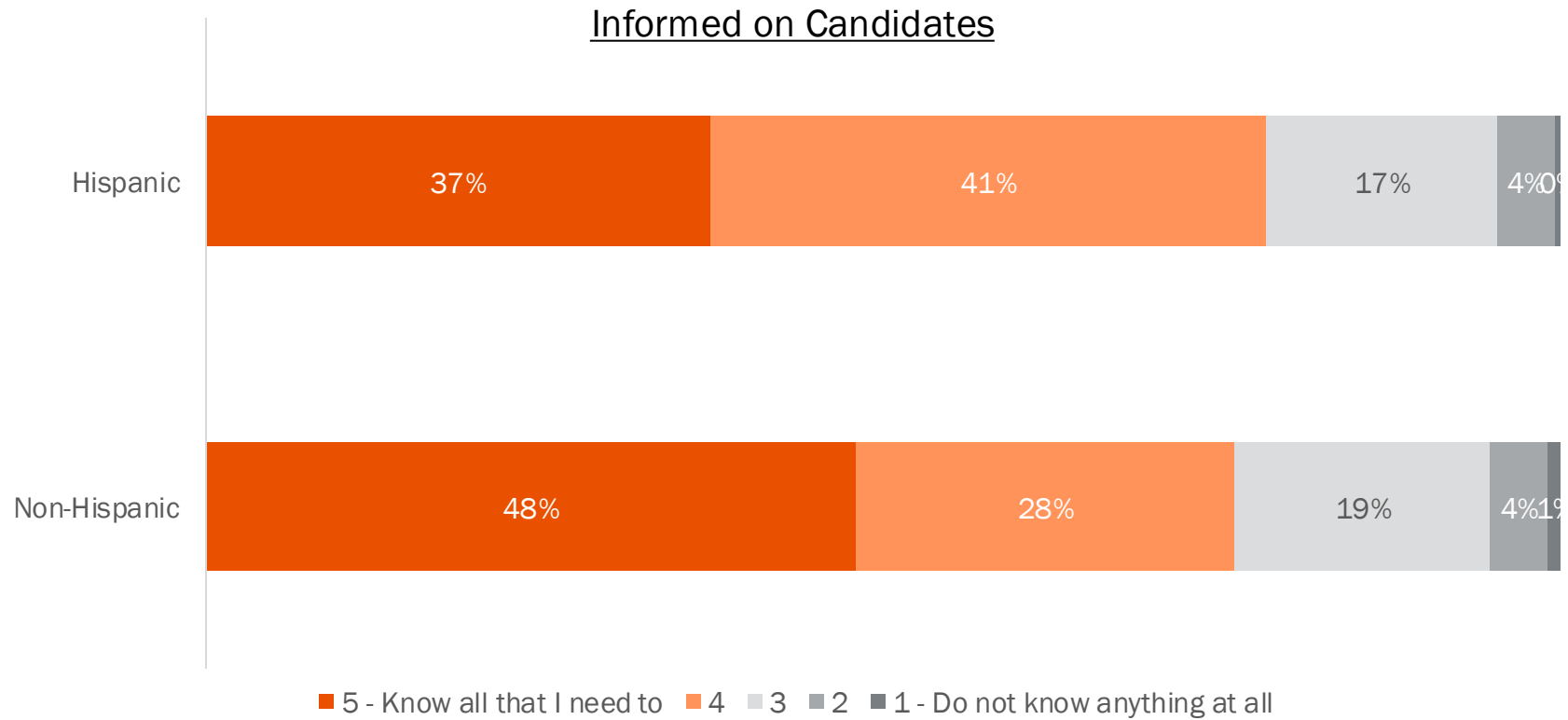
Which of the following sources are you currently using to follow developing political issues? Select all that apply.

## Information Sources

	Hispanic	Non-Hispanic		Hispanic	Non-Hispanic
Local Television	64%	43%	Friends	28%	35%
National Television (like network programs or cable news)	50%	48%	Debates	27%	32%
YouTube	41%	47%	Podcasts	27%	26%
Instagram	40%	30%	X, formerly known as Twitter	26%	22%
Online publications	39%	33%	Snapchat	16%	7%
Family	33%	35%	Magazines	13%	11%
Facebook	32%	34%	Religious organization/Church	11%	10%
TikTok	32%	24%	School	6%	6%
Radio	29%	28%	Community organization	6%	7%
Newspapers	29%	31%	None of these	4%	4%

# 63% of Hispanics Need More Information About the Candidates & Their Positions on the Issues

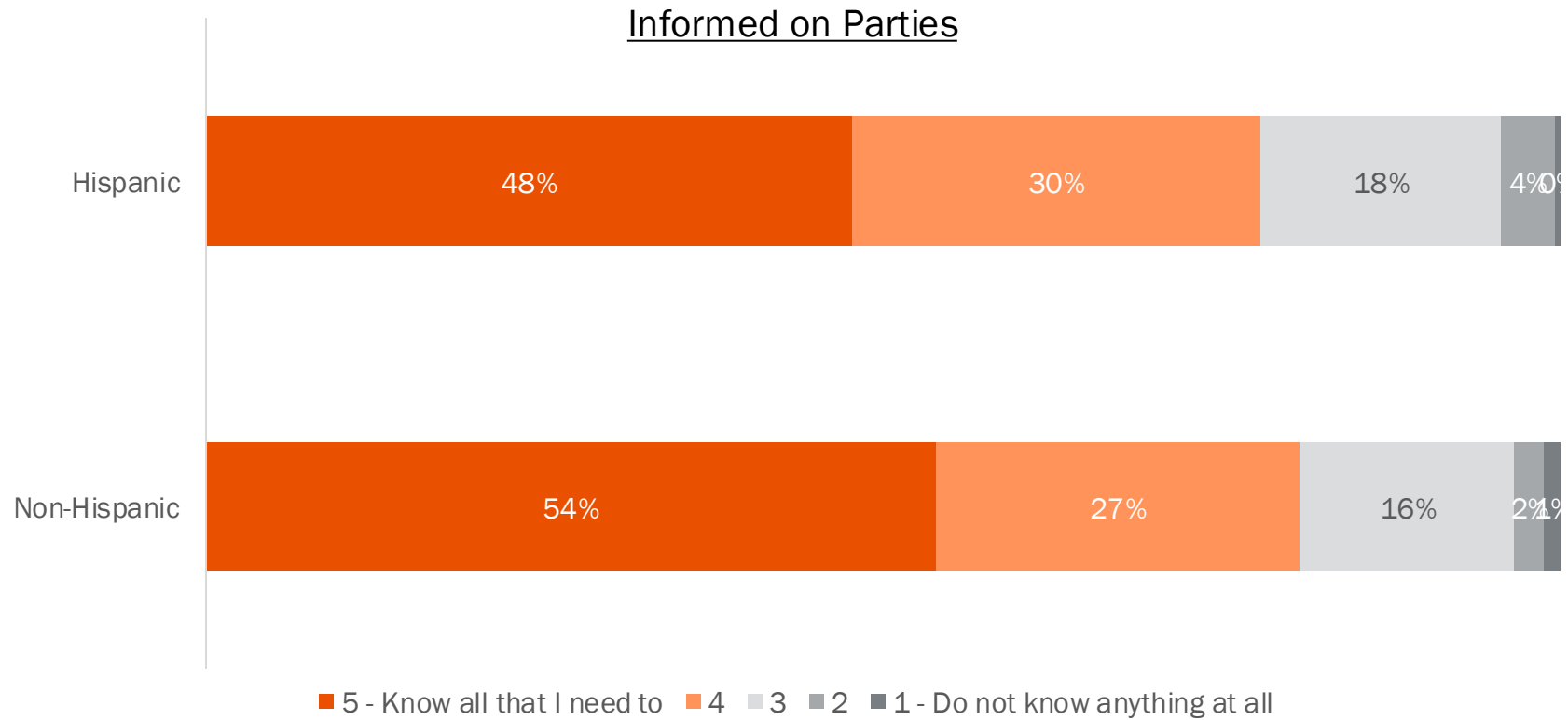
Do you think that you know enough now about the candidates and their positions on the issues most important to you to confidently make a voting decision?



Among likely voters 18+  
 Source: Univision political tracker in collaboration with Media Predict as of July 2024

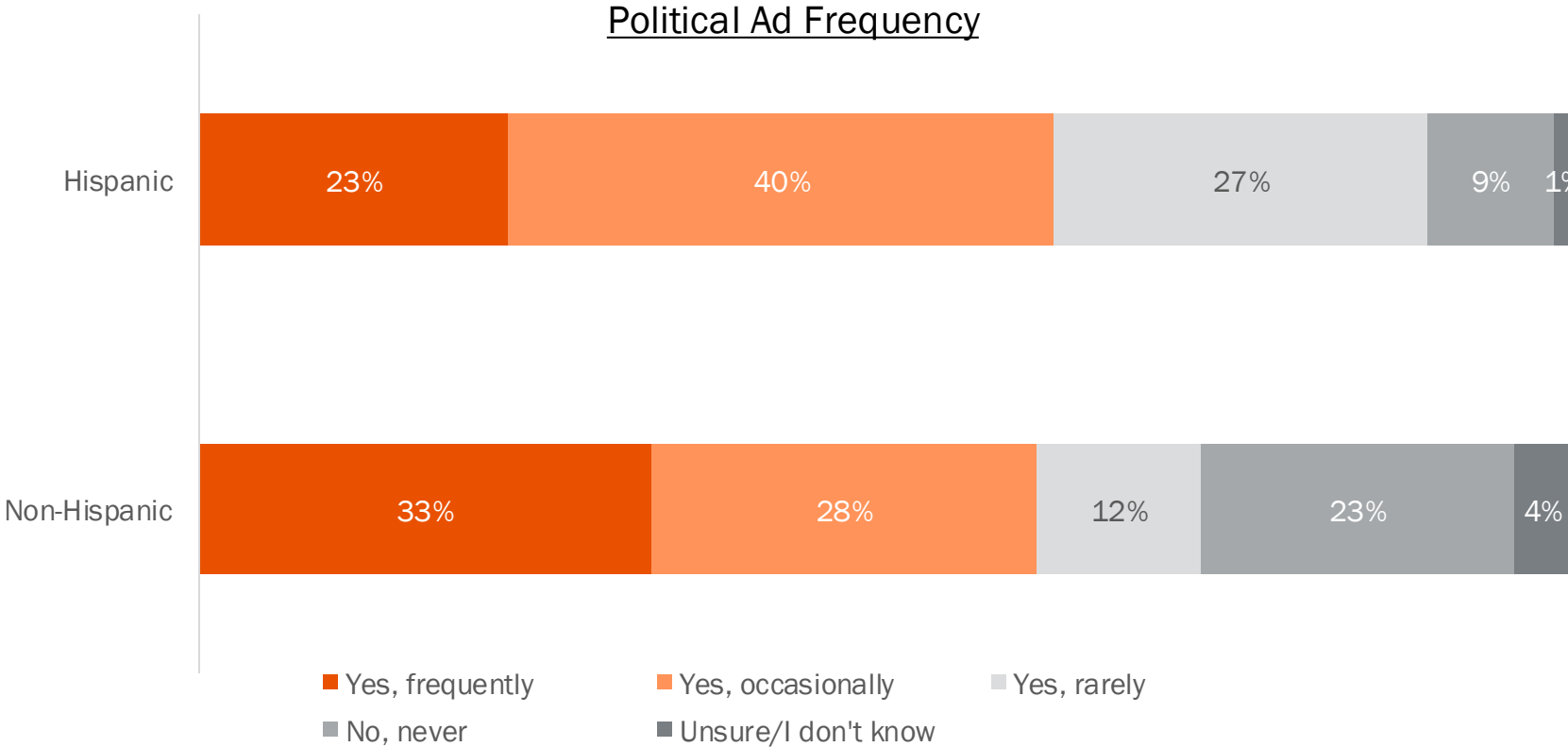
# 52% of Hispanics Don't Have All the Party Information They Need to Make Voting Decision

Do you think that you know enough now about where the political parties stand on the issues most important to you to confidently make a voting decision?



# 76% of Hispanics Occasionally, Rarely or Never See Political Ads

In the last 30 days, have you heard or seen any ads from political candidates or their campaigns in an effort to win your vote?



Among likely voters 18+  
 Source: Univision political tracker in collaboration with Media Predict as of July 2024



# Messaging in Spanish is **Powerful** and **Connects**

# 66%

**OF HISPANICS AGREE**

I *appreciate when candidates advertise in Spanish* in trying to win my vote

# 66%

**OF HISPANICS AGREE**

Political parties and candidates who advertise in Spanish are *showing me they want my vote*


# 57%

**OF HISPANICS AGREE**

When a political party or candidate communicates with me in Spanish, it suggests that *they are truly interested in Hispanics and our community*

---

# Voting & Campaign Information

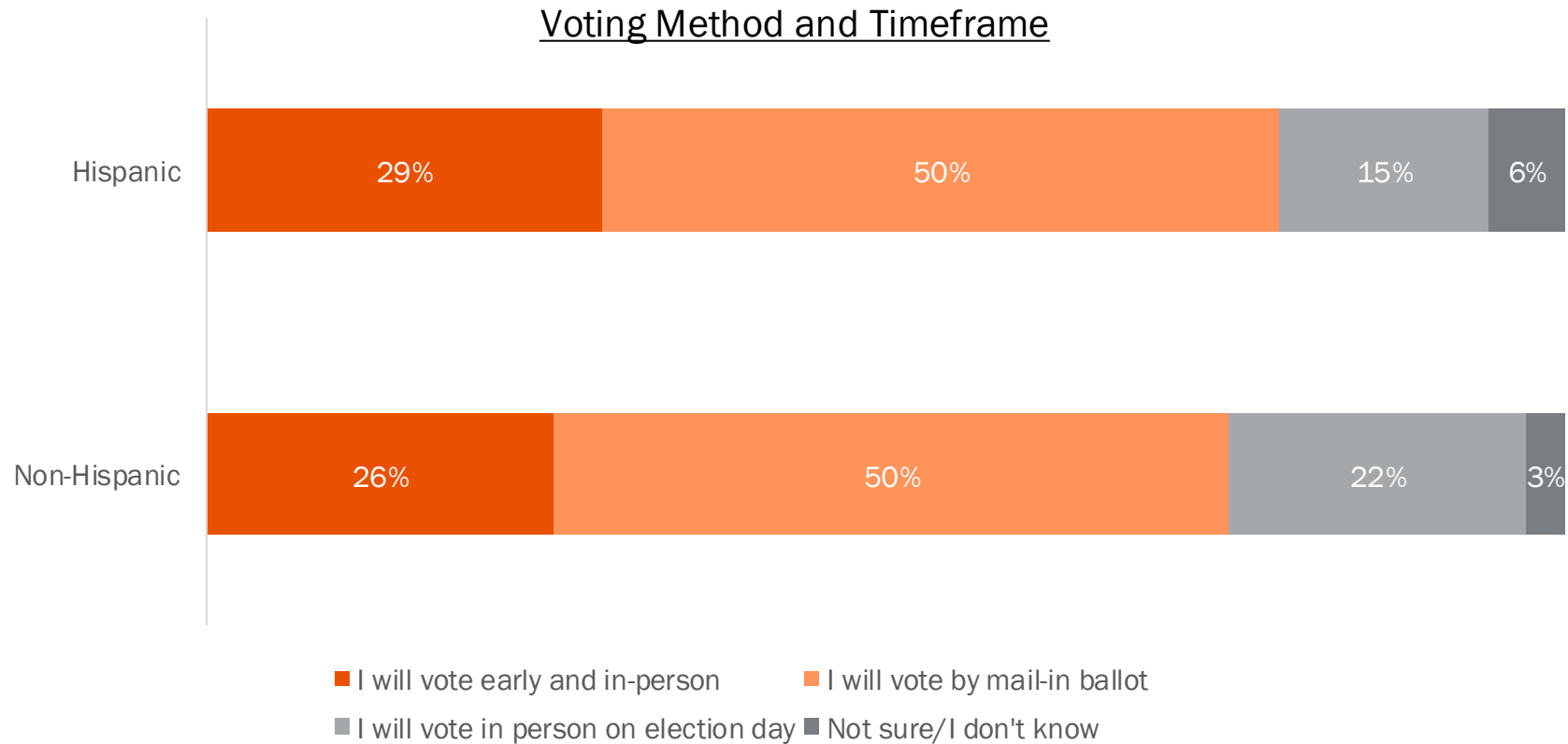




# Voting Method and Timeframe

- HISPANICS MORE LIKELY THAN NON-HISPANICS TO VOTE EARLY AND IN PERSON

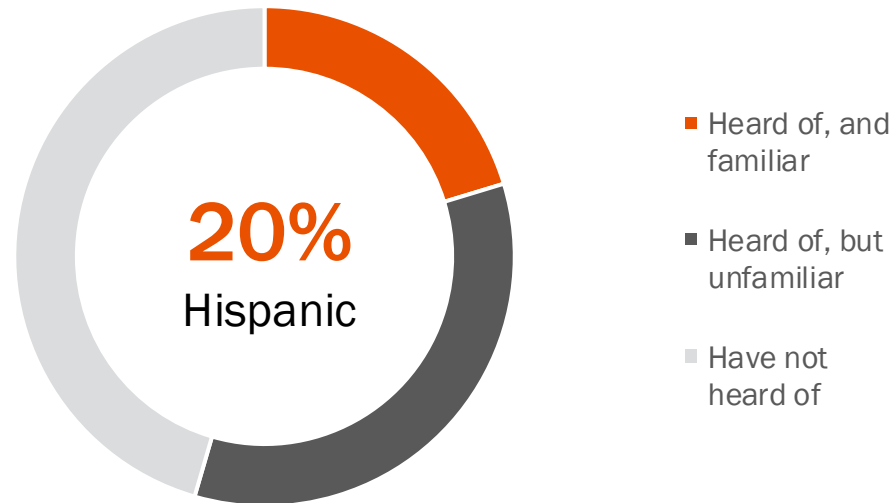
How do you plan to vote in the General election?



# Vota Conmigo Familiarity

How familiar or unfamiliar are you with the “Vota Conmigo” campaign?

Vota Conmigo Familiarity





# Gracias

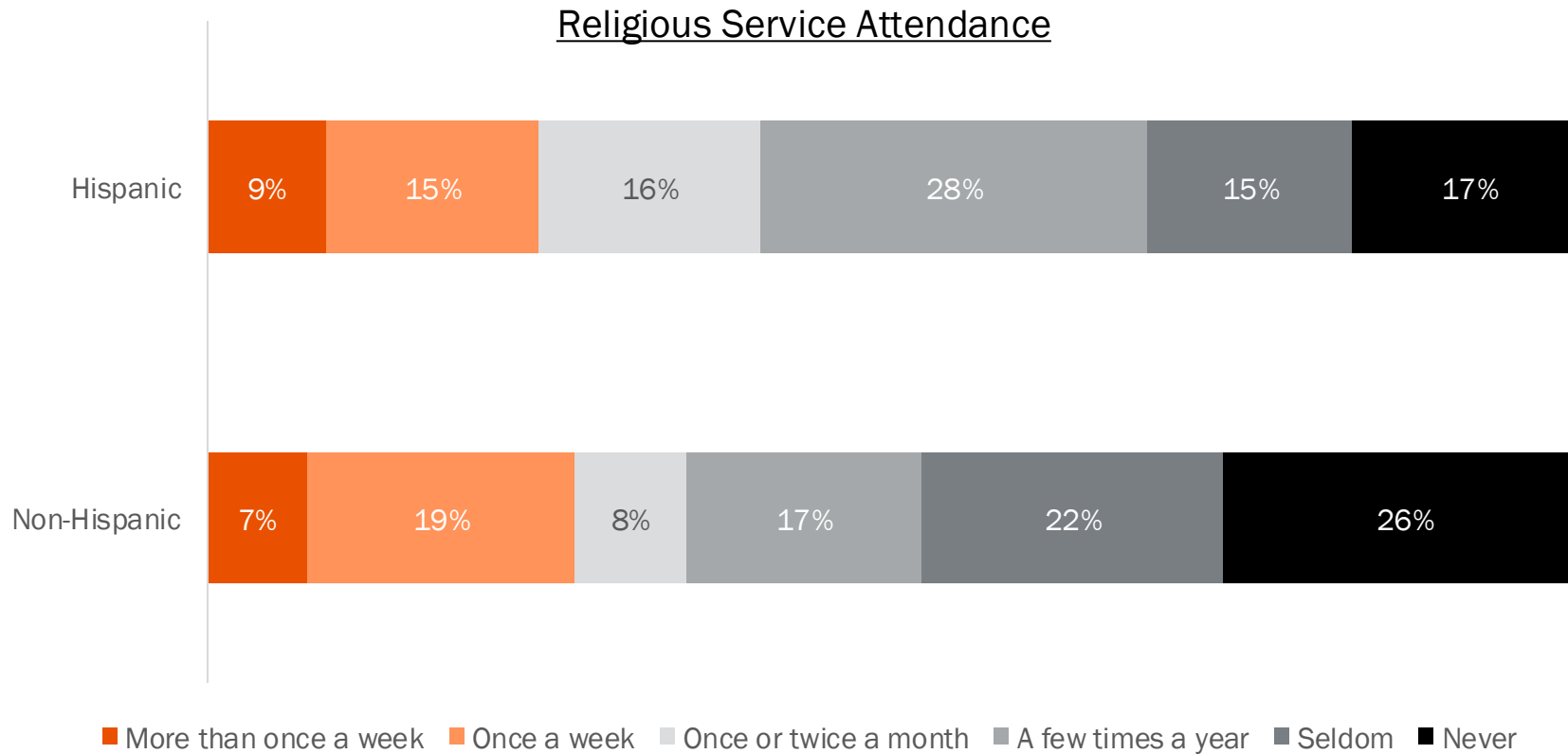
Televisa  
Univision

Consumer  
Strategy & Insights

# APPENDIX

# Religious Service Attendance

Aside from weddings and funerals, how often would you say that you attend religious services?



Among likely voters 18+   
 Source: Univision political tracker in collaboration with Media Predict as of July 2024

# Political Campaigning

How much do you agree or disagree with the following statements? [Political Campaigning]	Hispanic		Non-Hispanic	
	Agree	Disagree	Agree	Disagree
I feel that candidates and their campaigns are making a strong effort to win my vote	57%	13%	60%	13%
I appreciate being personally contacted, by phone or by knocking at my door by a political party, candidate or organization that is looking to influence my vote	22%	63%	22%	61%

5 pt Scale: Agree = 4,5, Disagree = 1,2, Neutral = 3 (not reported), No opinion = 0 (Not reported)

Agree and Disagree above will not sum to 100%

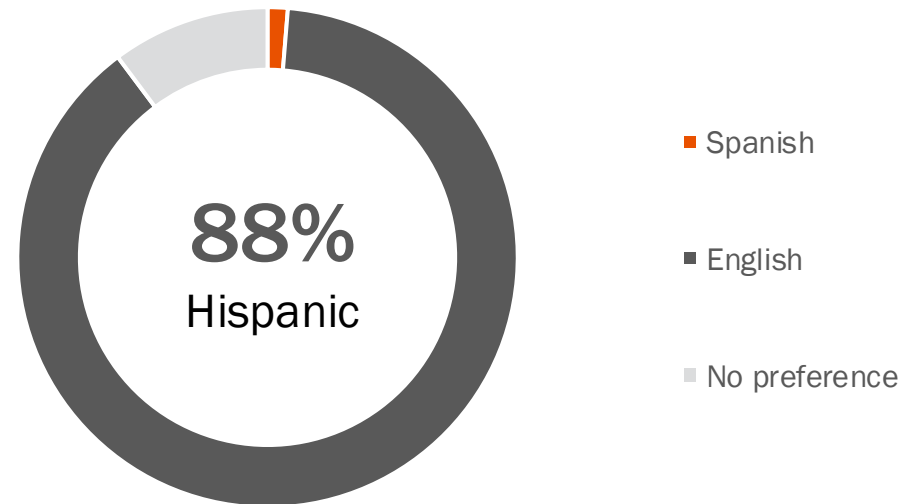
Among likely voters 18+

Source: Univision political tracker in collaboration with Media Predict as of July 2024

# Ballot Language Preference

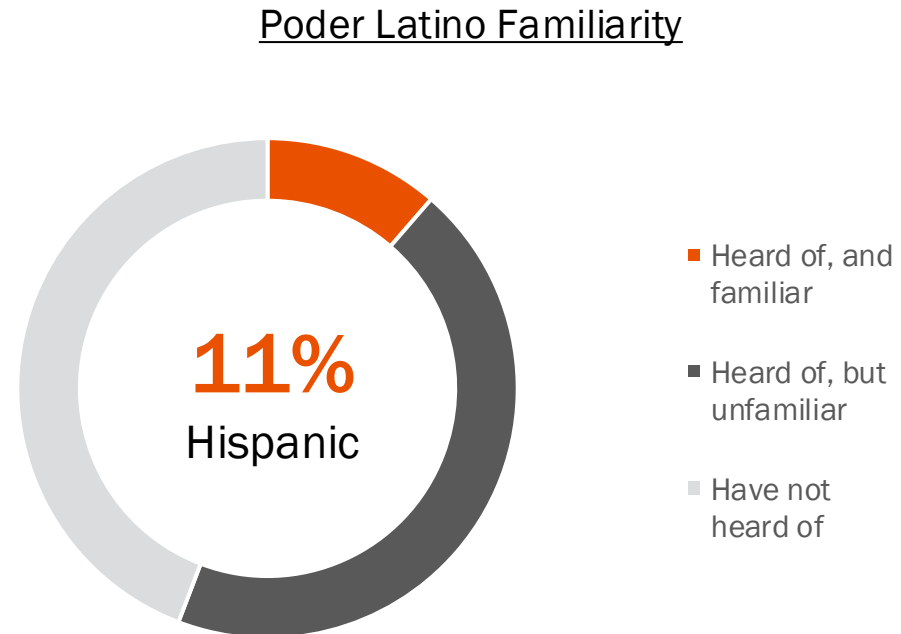
When voting, I prefer to receive a ballot in...

Ballot Language Preference



# Poder Latino Familiarity

How familiar or unfamiliar are you with the “Poder Latino” campaign?



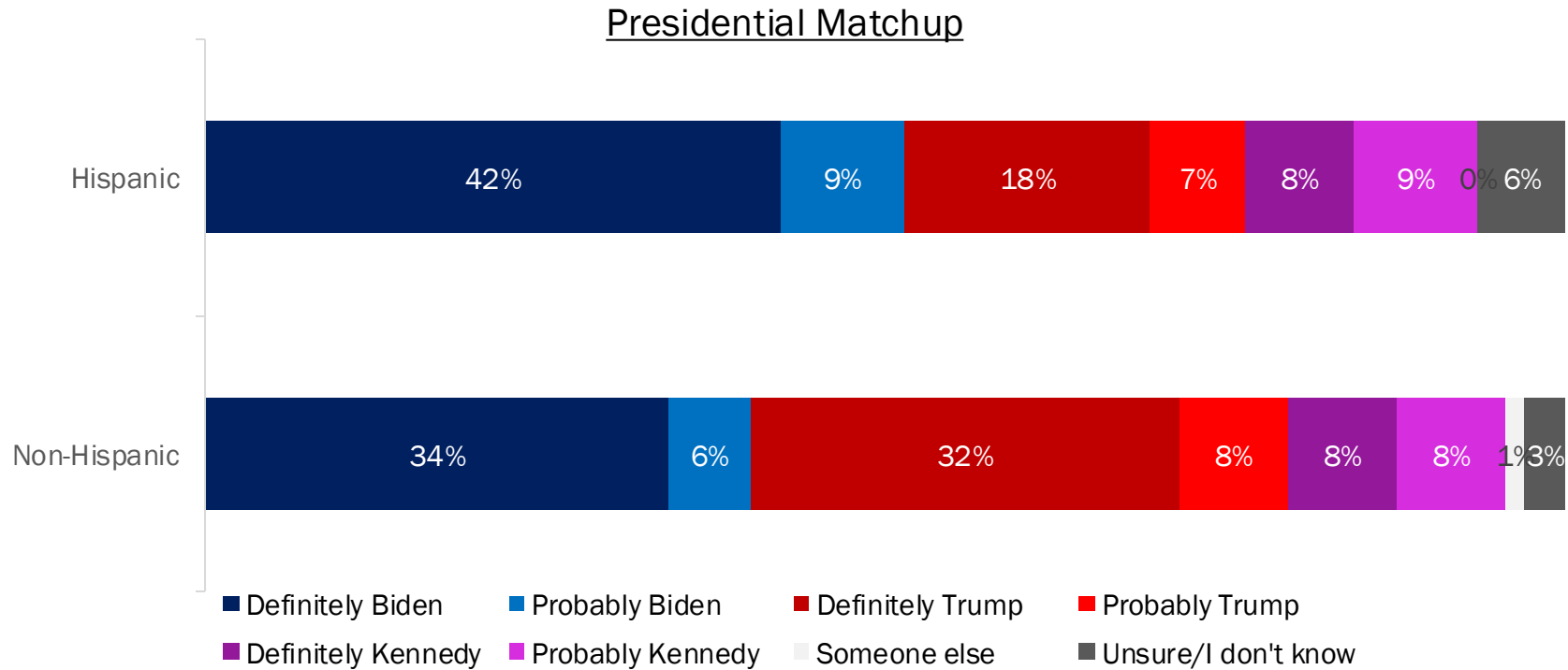


# SLIDES WITH BIDEN

# Matchup: Biden vs Trump vs Kennedy (Top Box)

- JOE BIDEN LEADS AMONG HISPANICS, HIGHER THAN NON-HISPANICS
- KENNEDY PERFORMS AT PAR WITH HISPANICS AND NON-HISPANICS
- 31% OF HISPANICS UP FOR GRABS (25% NOT DEFINITE, 6% UNSURE)

*If the election for President were being held today, and the candidates were Joe Biden (D), Robert F. Kennedy, Jr (I), and Donald Trump (R) for whom would you vote?*



# Top Issues by Hispanic Voter Type

Thinking about the issues, how important are the following issues to you?

Top 10 Issues Among Definitely Biden Voters	% Hispanic Top Box
Mental Health	79%
Social security / Medicare	78%
Healthcare	77%
Climate change	75%
Affordable housing	73%
Economy / jobs	70%
Homelessness	69%
Cost of living	69%
Inflation	65%
Gun control	62%

Top 10 Issues Among Unsure/Not-Definite Voters	% Hispanic Top Box
Cost of living	86%
Inflation	76%
Affordable housing	75%
Economy / jobs	72%
Education	70%
Healthcare	70%
Mental Health	63%
Social security / Medicare	61%
Gas prices	60%
Taxes	60%

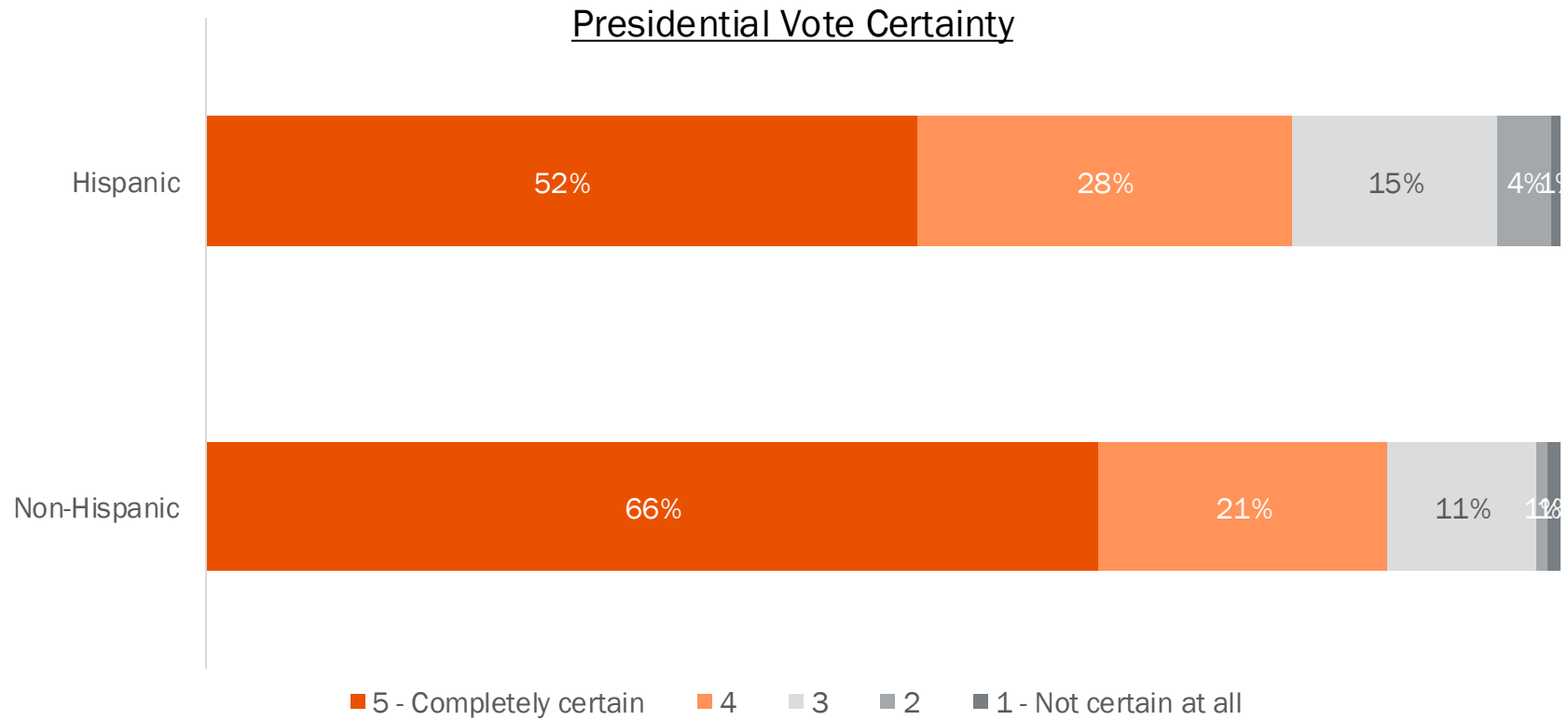
Top 10 Issues Among Definitely Trump Voters	% Hispanic Top Box
Inflation	85%
Border security	81%
Cost of living	80%
Immigration	78%
Crime and public safety	70%
Gas prices	65%
Taxes	61%
Affordable housing	60%
Economy / jobs	59%
Government spending / deficit	56%

Among likely voters 18+

Source: Univision political tracker in collaboration with Media Predict as of July 2024

# 48% of Hispanics Not Completely Certain about Their Vote for President

How certain are you that this is the right choice of candidate for you?



Among likely voters 18+  
 Source: Univision political tracker in collaboration with Media Predict as of July 2024