

CALIFORNIA

California's Hispanic Community

California
Hispanics Are
YOUNGER

40 Hispanic
median age
vs 51 for Non-Hispanic

Lower Hispanic
Median Household
Income

\$65,654
vs \$126,094 for
Non-Hispanic

Larger Hispanic
Households

4.4 Median
Persons per HH
vs 3.0 for Non-Hispanic

More Likely to
Have Children in
Household

47% Kids <18
in HH
vs 28% for Non-Hispanic

More Likely
Renting Their
Homes

55% Rent
where they live
vs 33% for Non-Hispanic

A photograph of the California State Capitol building in Sacramento, featuring a large white dome with a gold top and a portico with columns. The building is set against a clear blue sky with some greenery visible in the foreground.

TU & Media Predict

2024 Presidential Tracker

Congressional District CA-22

July 2024

**Televisa
Univision**

**Consumer
Strategy & Insights**

**MEDIA
PREDICT**

Objectives

- Measure current landscape of the 2024 Primary and General Elections
- Assess voter sentiment towards current candidates and government bodies
- Understand key issues and their degree of importance as motivators to vote
- Compare and contrast Hispanic and Non-Hispanic voters

Methodology

- Online survey of 424 likely voters ages 18+

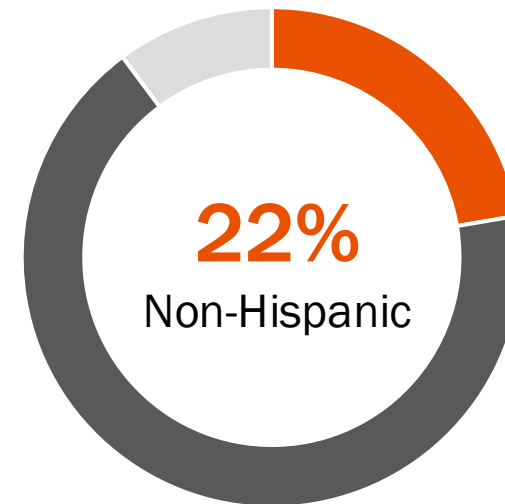
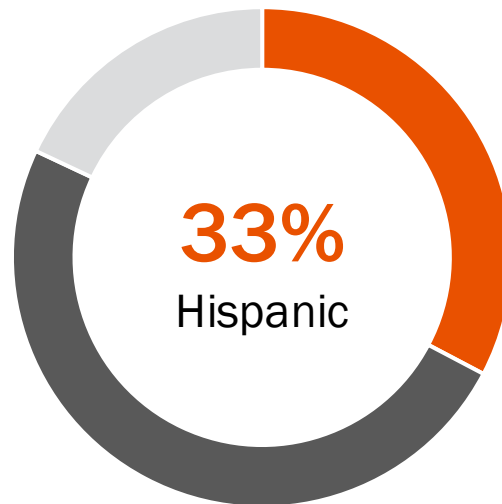
<p><u>A18+</u></p> <p>227 Hispanic (147 SpanDom/Bilingual)</p> <p>197 Non-Hispanic</p>
--

- In field 7/5/2024 – 7/23/2024
- Weighted to the registered voter universe by age, gender, education, and political party affiliation. Results from full survey have a margin of error of plus or minus 6.6% for Hispanics and 7.1% for Non-Hispanics.
- **This Report: Hispanic SpanDom/Bilingual vs Non-Hispanic**

Only 33% of Hispanics Believe U.S. is Headed in the Right Direction

In general, do you believe that the United States is headed in the right direction, or has it gone off on the wrong track?

US Right or Wrong Track

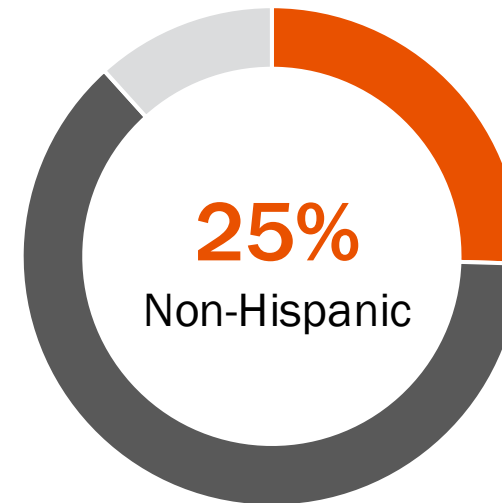
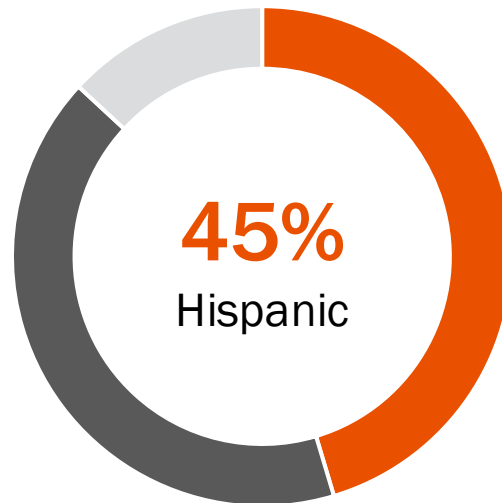


- Right direction
- Wrong track
- Unsure/I don't know

45% of Hispanics Believe California is Headed in the Right Direction

In general, do you believe that California is headed in the right direction, or has it gone off on the wrong track?

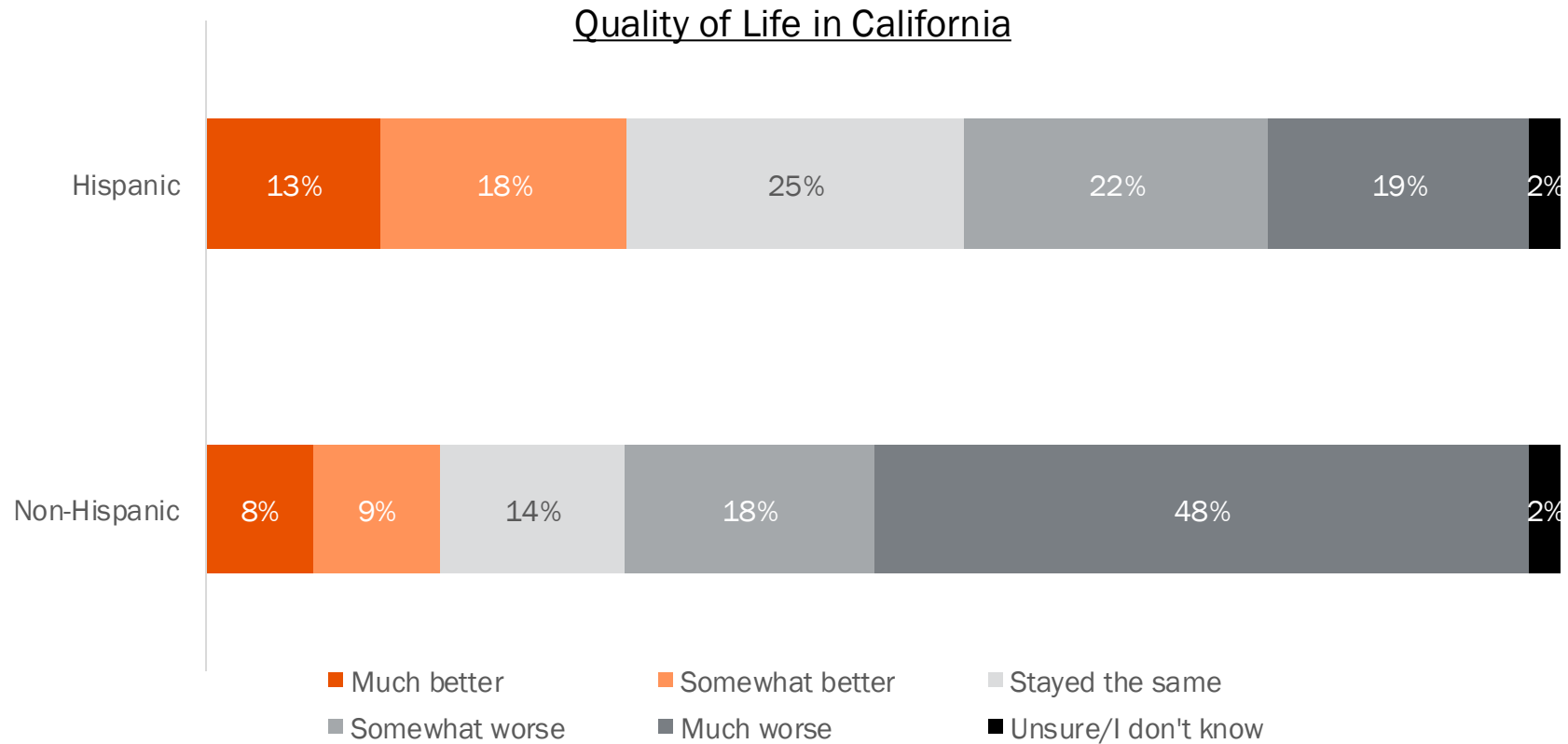
California Right or Wrong Track



- Right direction
- Wrong track
- Unsure/I don't know


41% of Hispanic Voters Believe Quality of Life in California Has Gotten Worse

In general, do you believe that the quality of life in California has become better or worse in the last few years?



Among likely voters 18+
 Source: Univision political tracker in collaboration with Media Predict as of July 2024

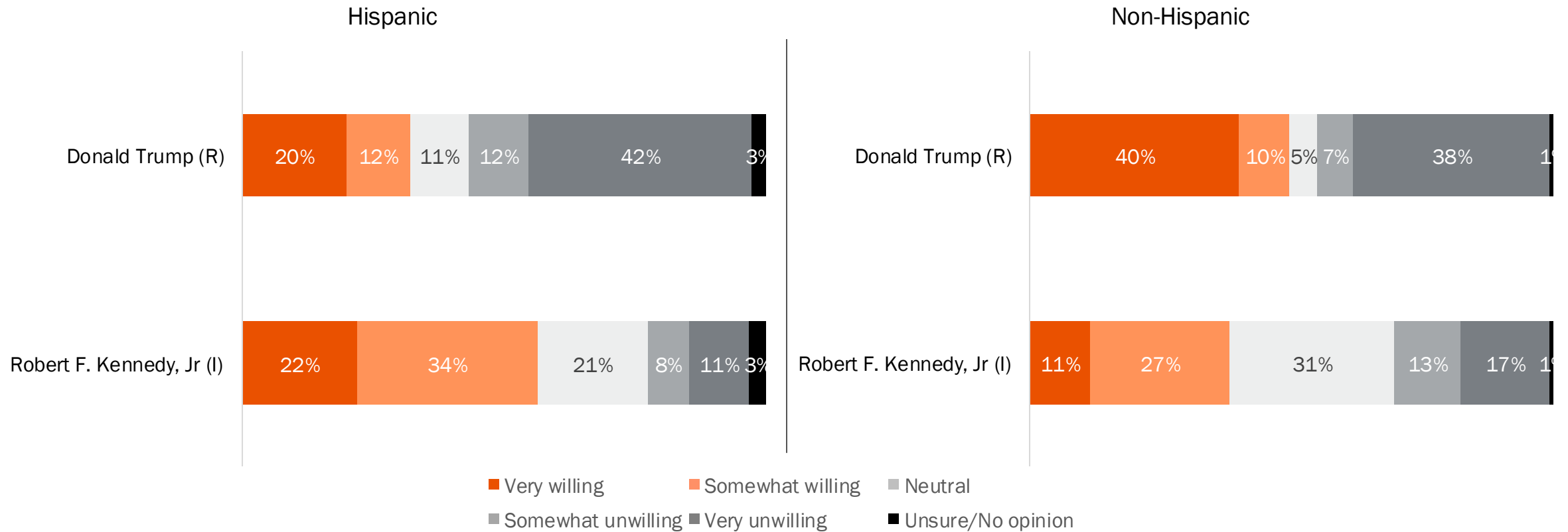
General Election Polling



Willingness to Vote for Candidates in General Election

For the candidates listed below, please indicate how willing or unwilling you would be to vote for them in the general election.

Candidate Vote Willingness

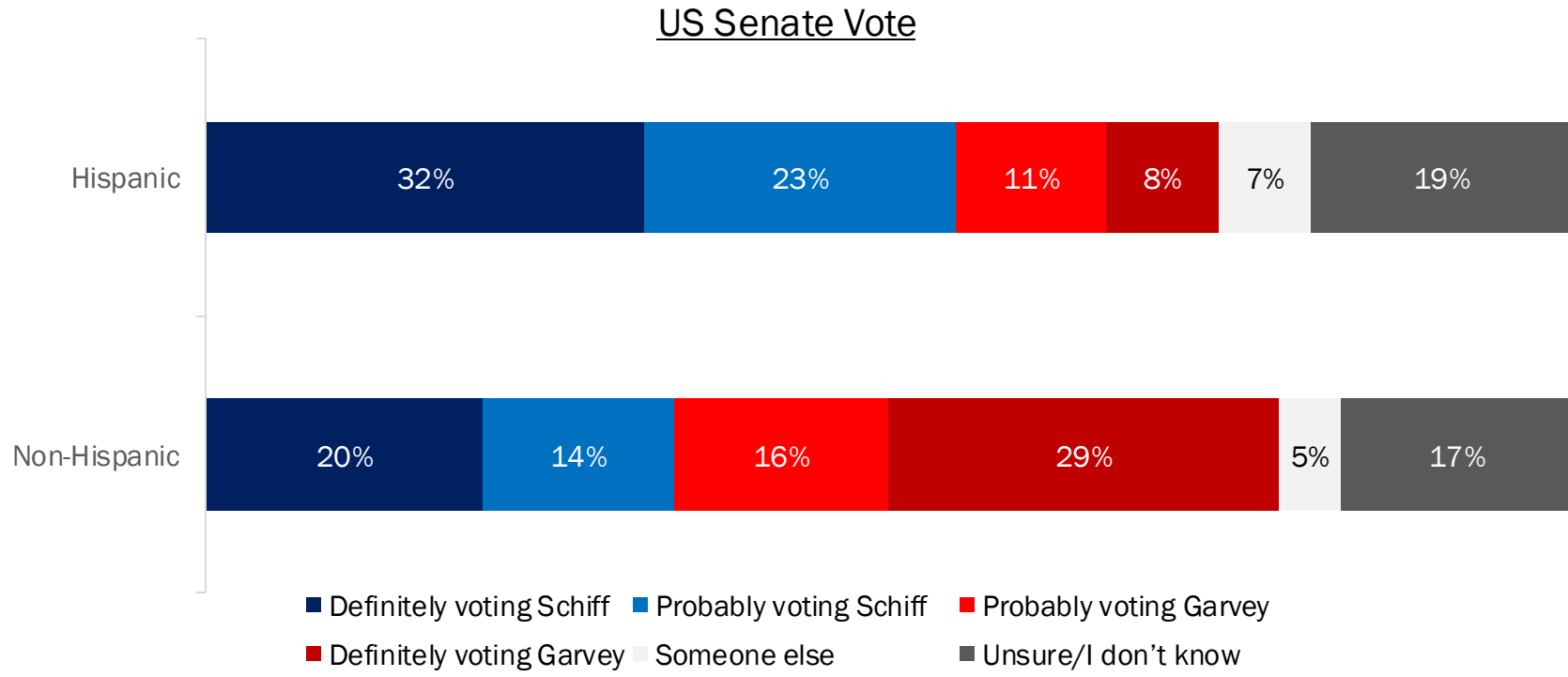


Among likely voters 18+
Source: Univision political tracker in collaboration with Media Predict as of July 2024

US Senate Vote

- SCHIFF FAVORED BY HISPANICS, HIGHER THAN NON-HISPANICS
- 53% OF HISPANICS UP FOR GRABS (34% NOT DEFINITE, 19% UNSURE)

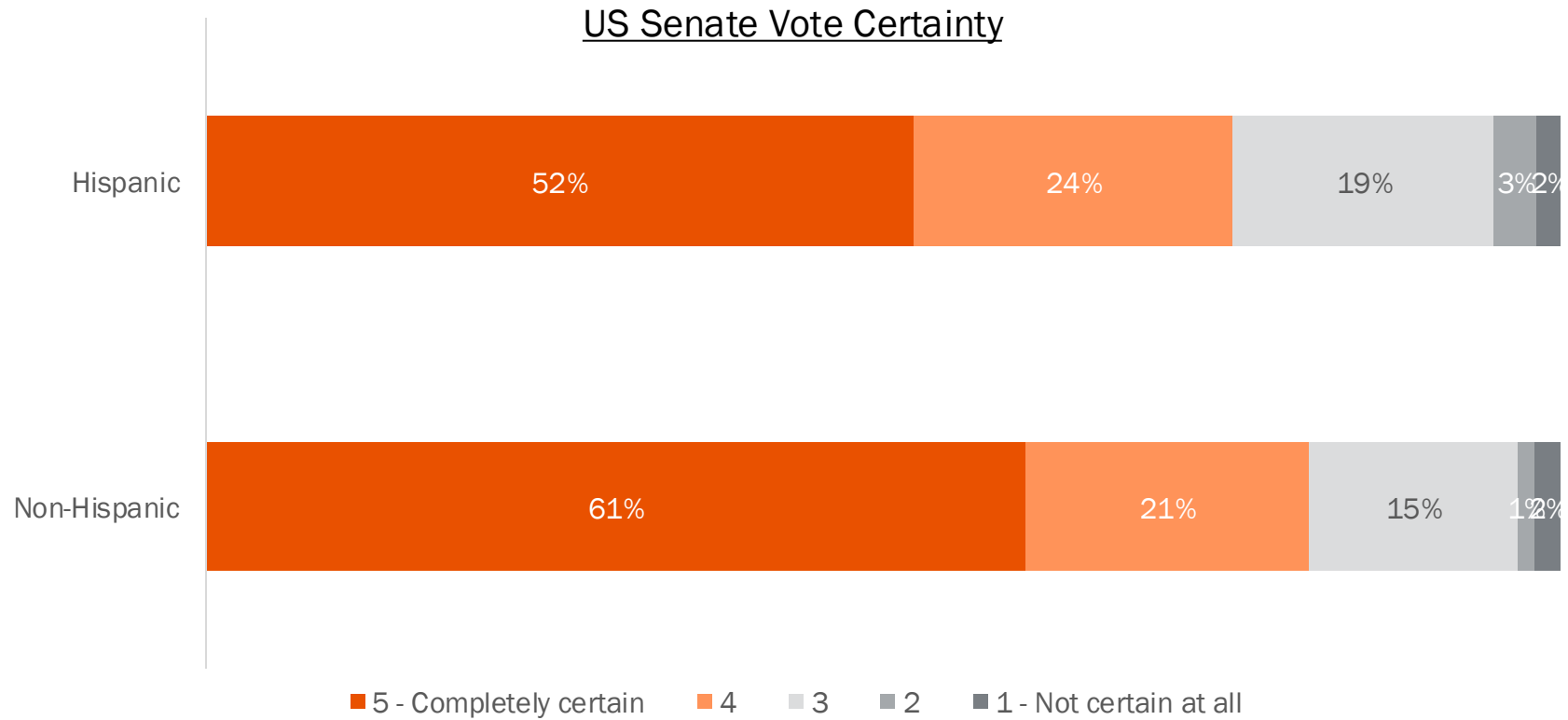
If the election for United States Senator from California were being held today, and the candidates were Adam Schiff (Democrat) and Steve Garvey (Republican), for whom would you vote?



Among likely voters 18+
 Source: Univision political tracker in collaboration with Media Predict as of July 2024

48% of Hispanics Not Completely Certain About Their Vote for US Senate

How certain are you that this is the right choice of candidate for you?

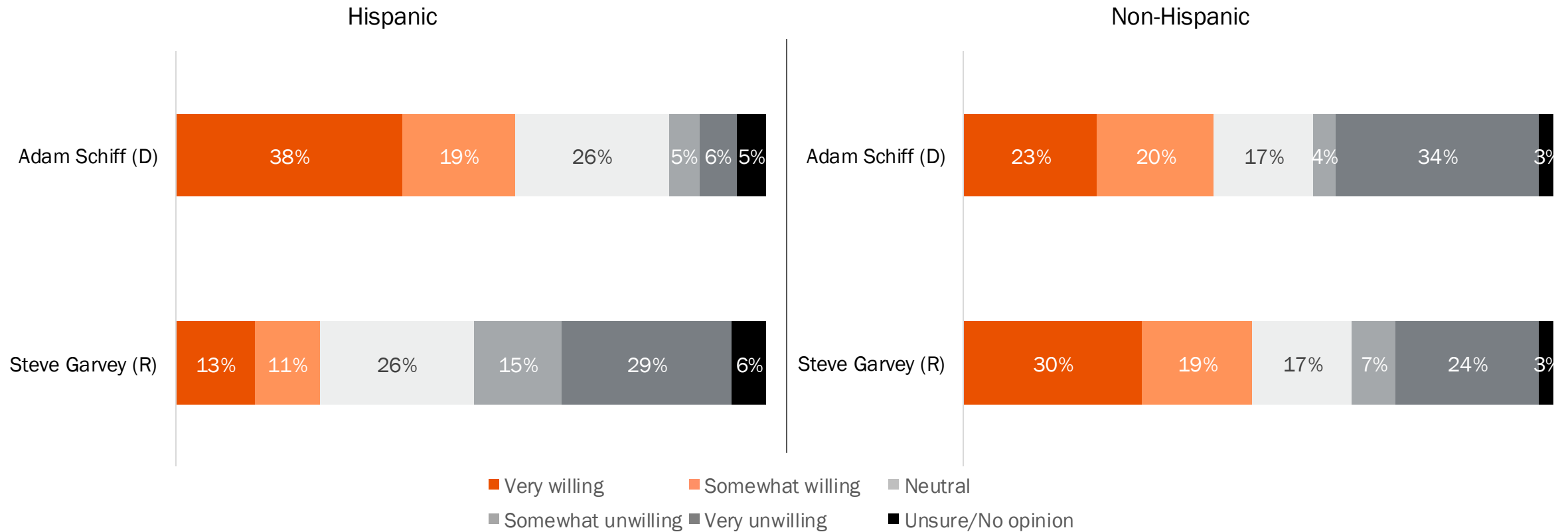


Among likely voters 18+
 Source: Univision political tracker in collaboration with Media Predict as of July 2024

Willingness to Vote for Candidates in US Senate Election

For the candidates listed below, please indicate how willing or unwilling you would be to vote for them in the general election.

Candidate Vote Willingness

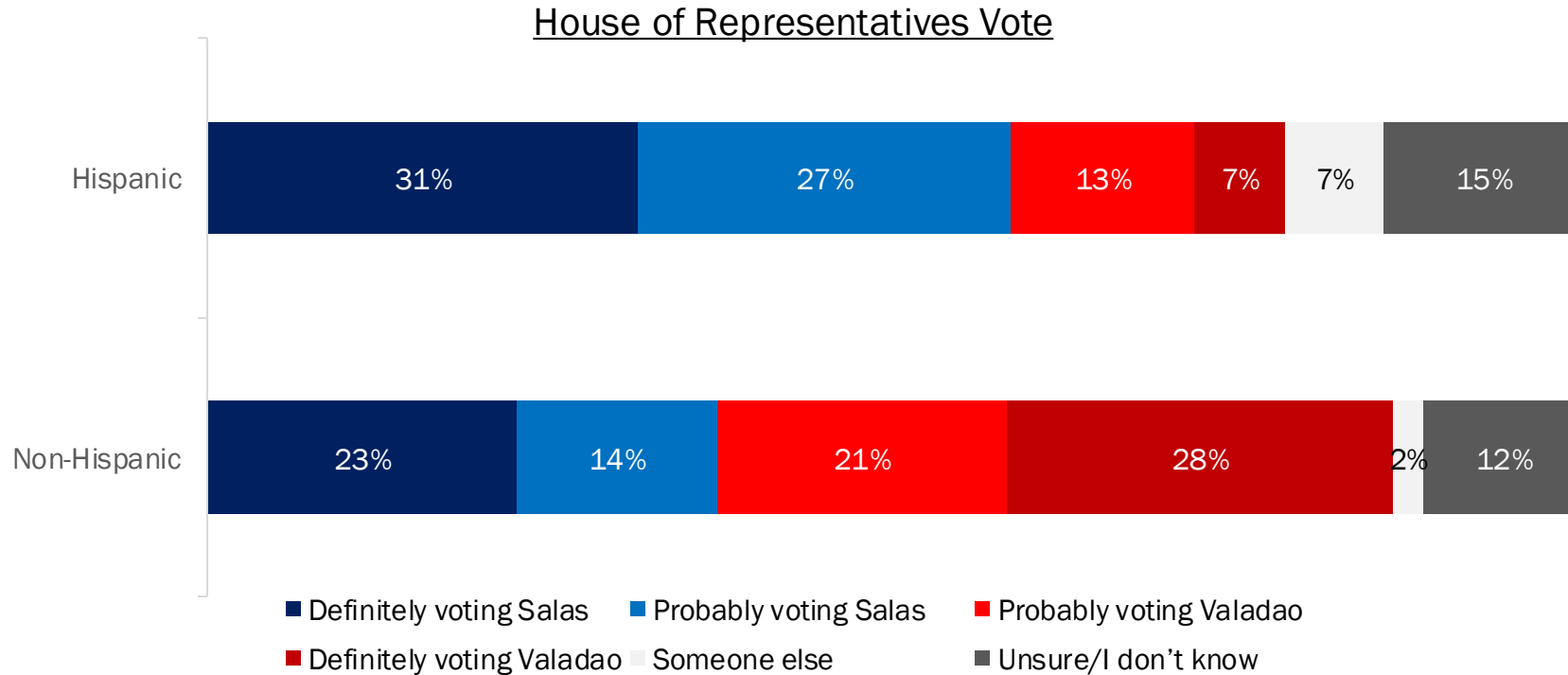


Among likely voters 18+
 Source: Univision political tracker in collaboration with Media Predict as of July 2024

House of Representatives Vote

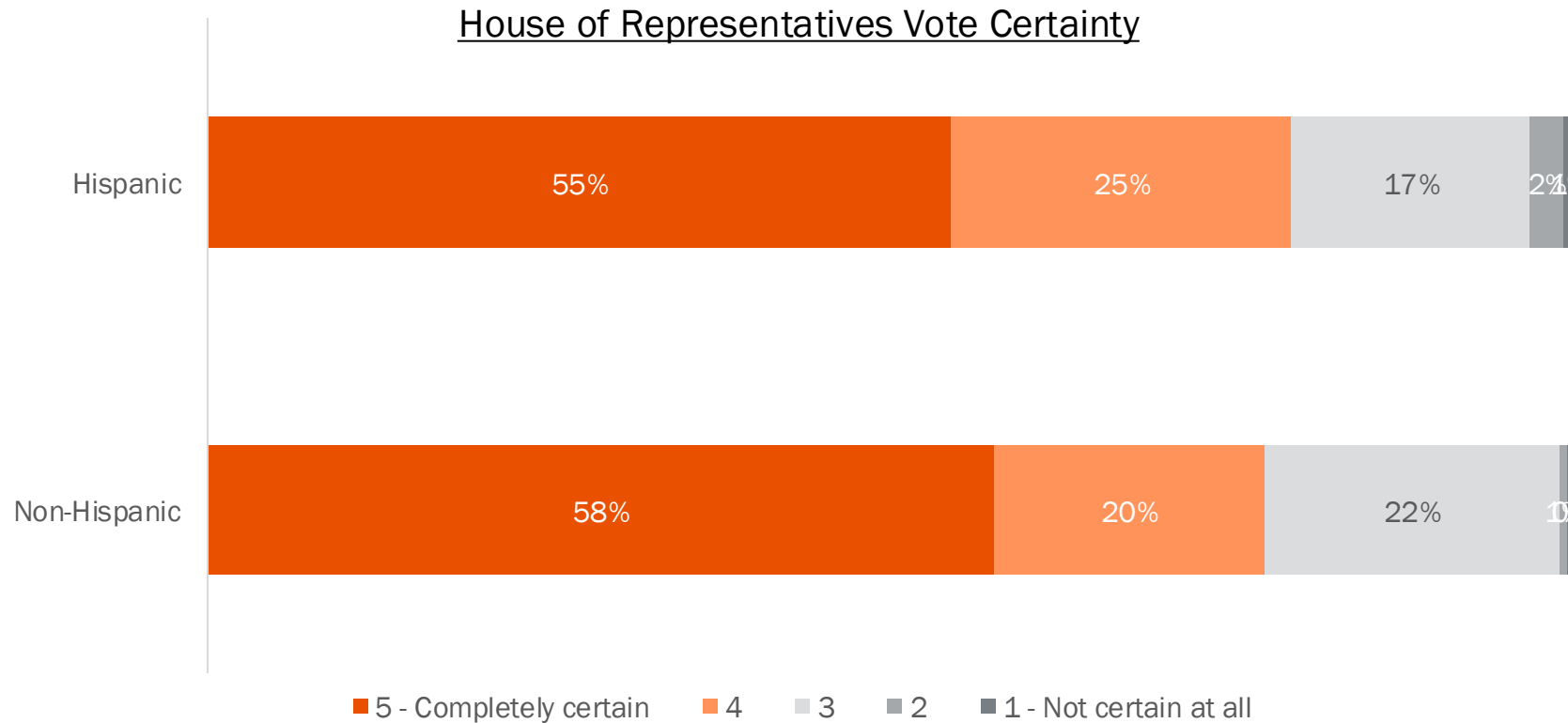
- SALAS FAVORED BY HISPANICS, HIGHER THAN NON-HISPANICS
- 55% OF HISPANICS UP FOR GRABS (40% NOT DEFINITE, 15% UNSURE)

If the election for the United States House of Representatives were held today, and the candidates were Rudy Salas (Democrat) and David Valadao (Republican), for whom would you vote?



45% of Hispanics Not Completely Certain About Their Vote for US House of Representatives

How certain are you that this is the right choice of candidate for you?

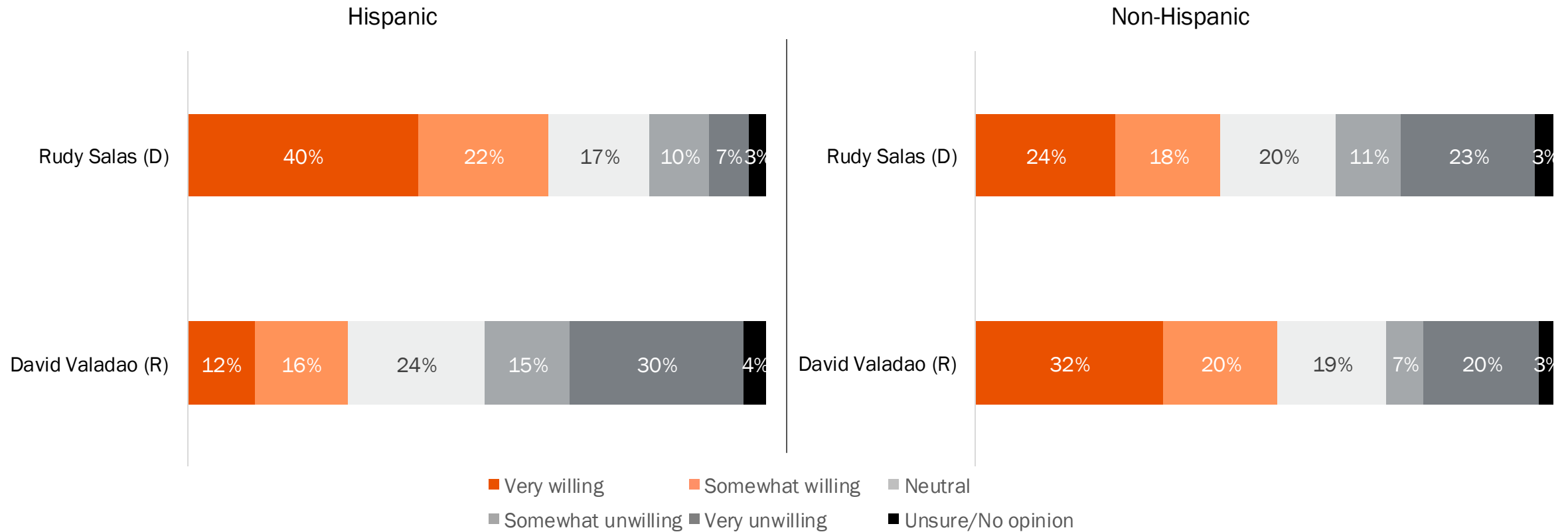


Among likely voters 18+
 Source: Univision political tracker in collaboration with Media Predict as of July 2024

Willingness to Vote for Candidates in US House of Representatives Election

For the candidates listed below, please indicate how willing or unwilling you would be to vote for them in the general election.

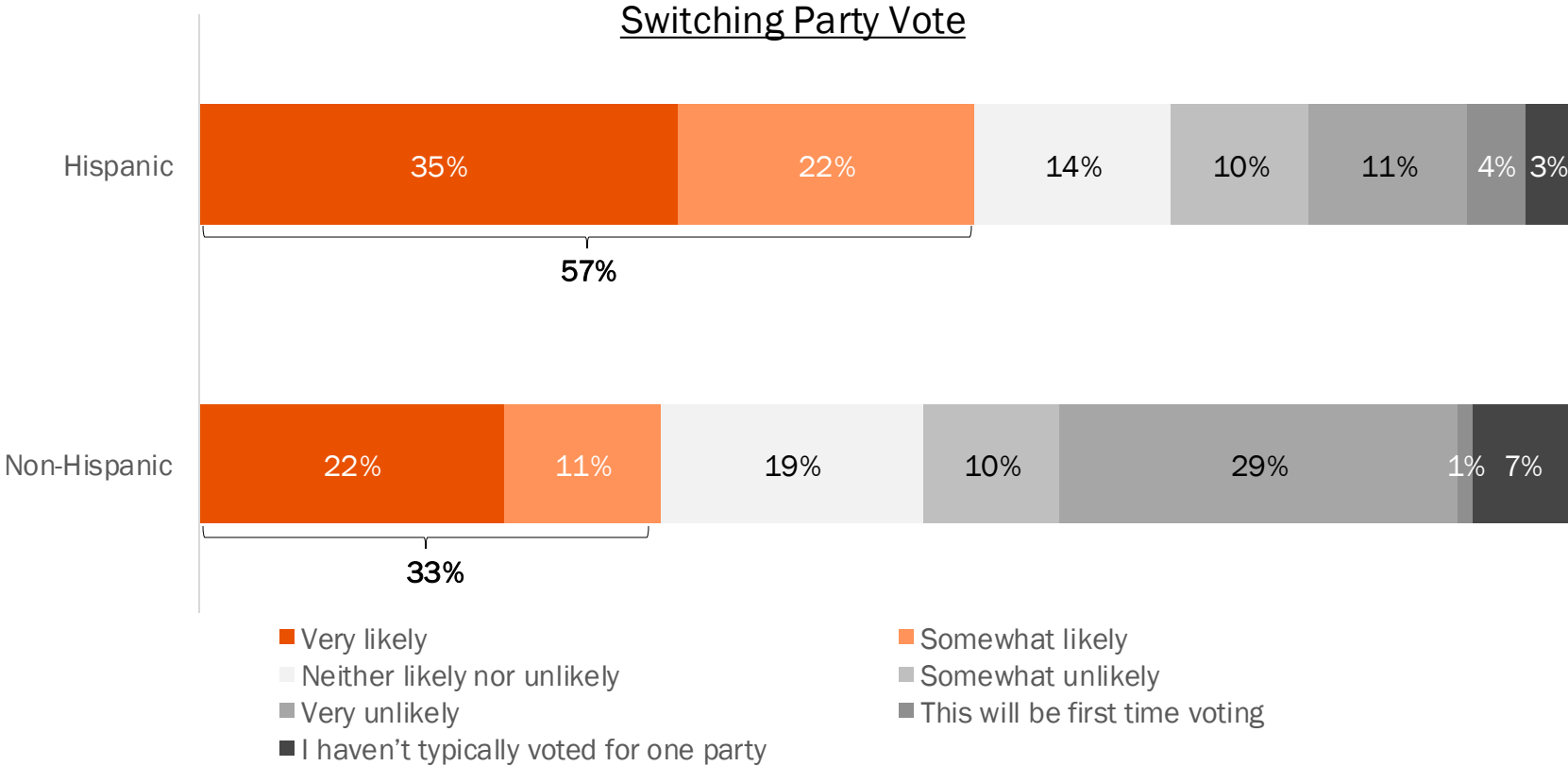
Candidate Vote Willingness



Among likely voters 18+
Source: Univision political tracker in collaboration with Media Predict as of July 2024


Hispanics More Likely than Non-Hispanics to be Crossover Voters This Election

In the upcoming general election in November, how likely or unlikely are you to vote for a candidate from a political party that you typically have not voted for in the past?



Among likely voters 18+
 Source: Univision political tracker in collaboration with Media Predict as of July 2024

Favorability & Job Approval

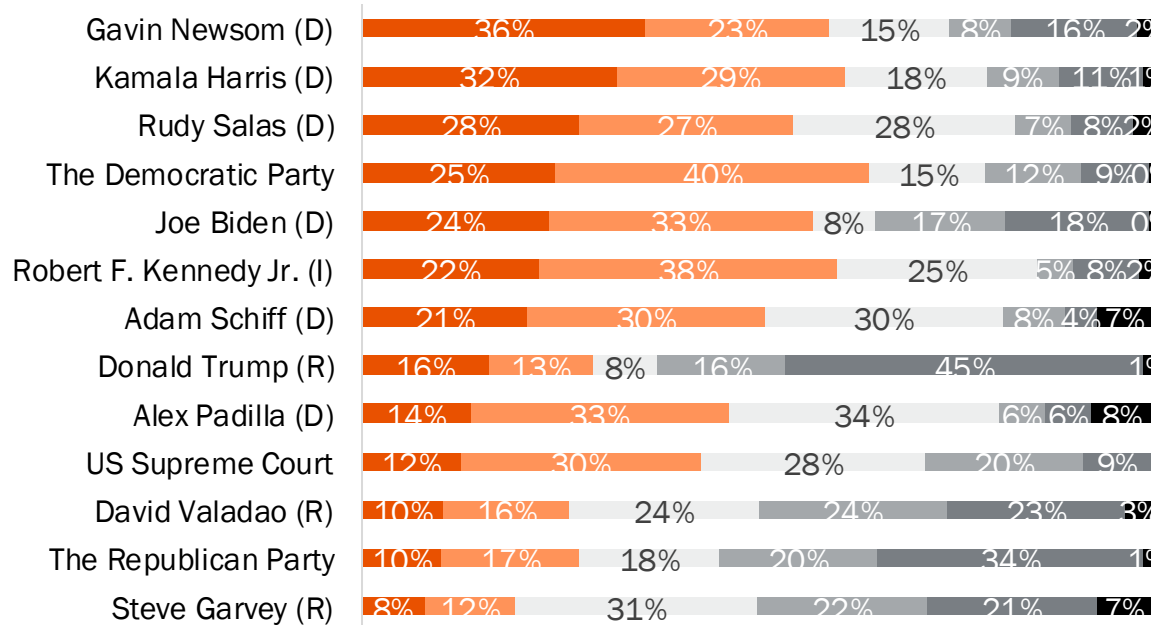


Favorability

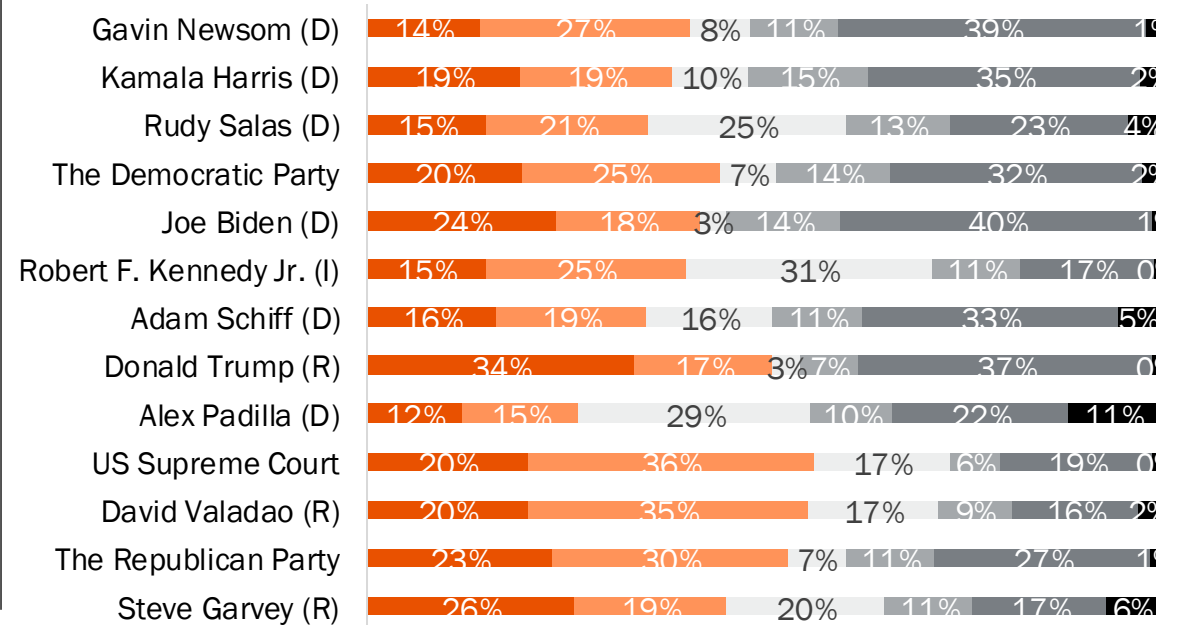
For each individual or institution listed below, please indicate if you have a favorable or unfavorable opinion of them.

Favorability

Hispanic



Non-Hispanic



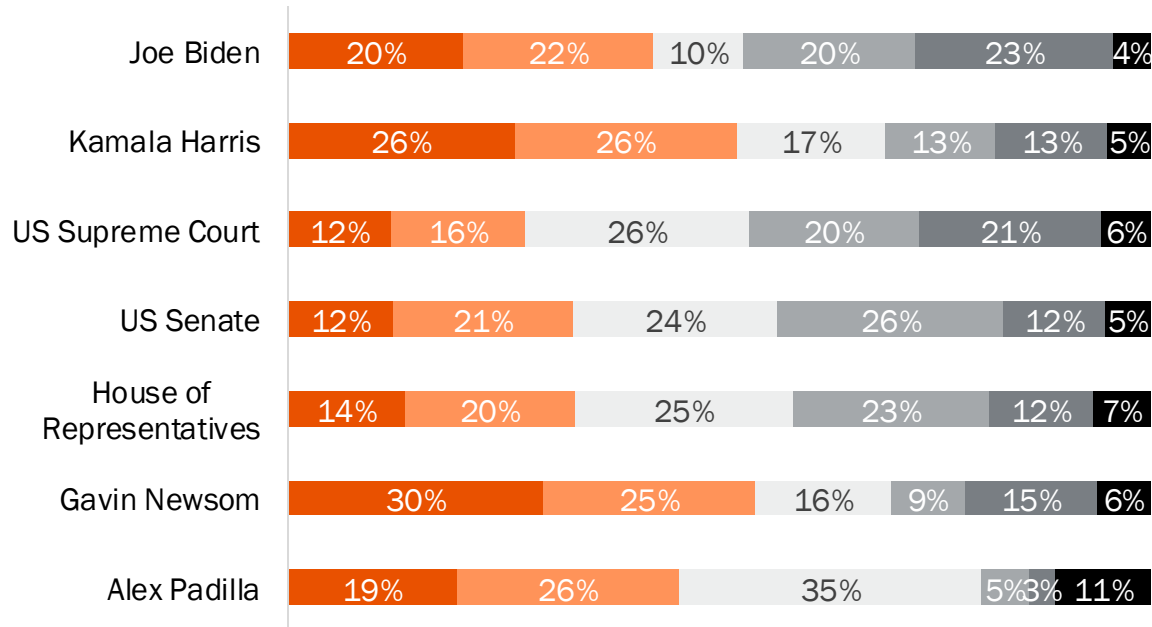
■ Strongly favorable
 ■ Somewhat favorable
 ■ Heard of, no opinion
 ■ Somewhat unfavorable
 ■ Strongly unfavorable
 ■ Have not heard of

Job Approval

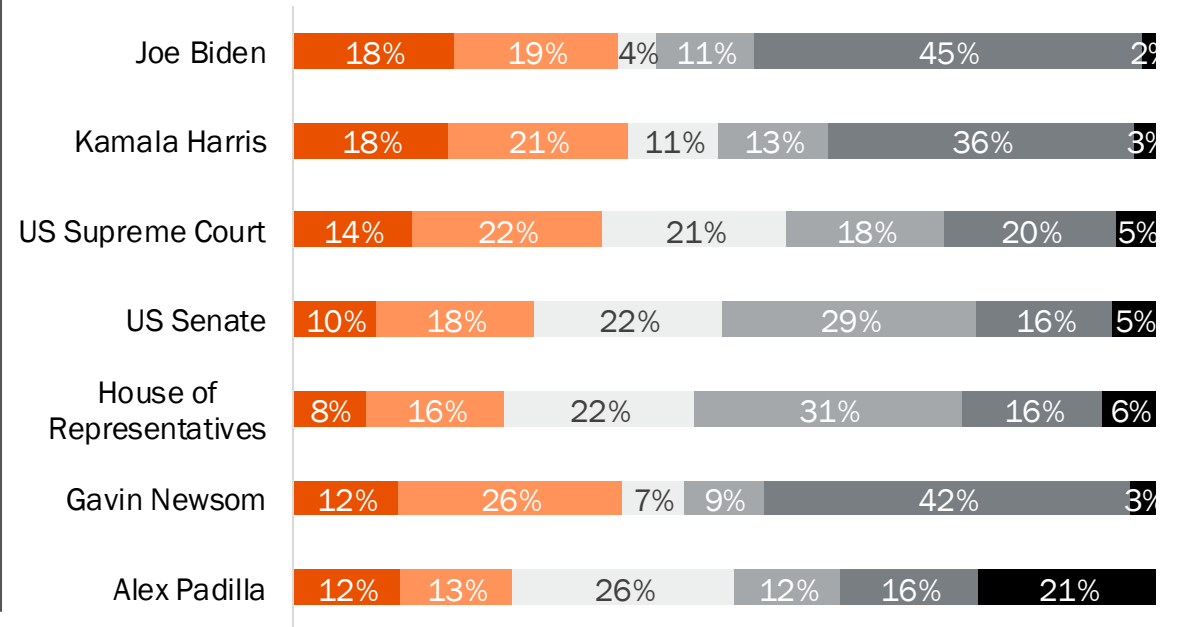
Do you approve or disapprove of the way [x] is handling their job?

Job Approval

Hispanic




Non-Hispanic



■ Strongly approve
 ■ Somewhat approve
 ■ Neutral
■ Somewhat disapprove
 ■ Strongly disapprove
 ■ Unsure/No opinion

Among likely voters 18+
 Source: Univision political tracker in collaboration with Media Predict as of July 2024

The Issues



Affordable Housing, Cost of Living, Economy/ Jobs Top Issues for Hispanic Voters

Thinking about the issues, how important are the following issues to you?

	Issue Importance TopBox			Issue Importance TopBox	
	Hispanic	Non-Hispanic		Hispanic	Non-Hispanic
Affordable housing	72%	61%	Gun rights / 2nd amendment	40%	51%
Cost of living	70%	73%	Strengthening law enforcement	40%	47%
Economy / jobs	63%	65%	Opioids / drug abuse	37%	54%
Education	62%	60%	Race relations	36%	39%
Inflation	60%	68%	Abortion	36%	54%
Gas prices	57%	62%	Energy policy	33%	45%
Social security / Medicare	57%	67%	Police reform	33%	38%
Healthcare	55%	67%	Infrastructure, such as roads and public transportation	32%	44%
Mental health	54%	58%	Defense / military	28%	52%
Taxes	54%	55%	Border security	28%	55%
Crime and public safety	53%	63%	LGBTQ rights	25%	25%
Entitlements / social services reform (Medicare, welfare, etc.)	51%	57%	Culture wars	25%	26%
Homelessness	50%	62%	Israel/Hamas War	23%	34%
Climate change	49%	47%	Foreign policy	22%	38%
Gun control	47%	46%	U.S. relationship with China	20%	32%
Government spending / deficit	46%	52%	Russia / Ukraine war	17%	35%
Immigration	41%	50%			

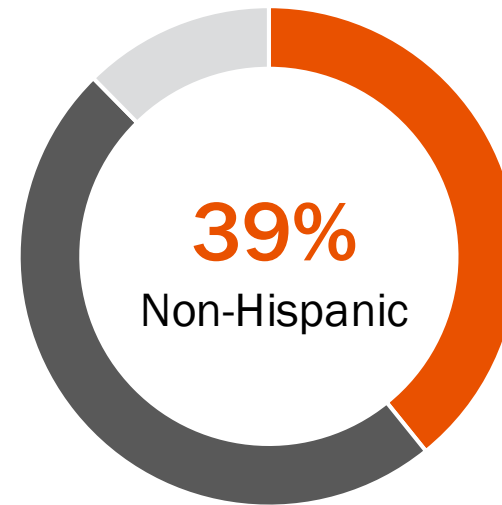
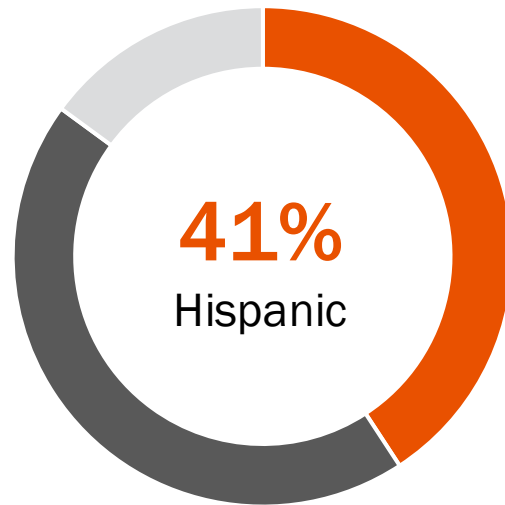
Among likely voters 18+

Source: Univision political tracker in collaboration with Media Predict as of July 2024

41% of All Hispanics Said There Was One Specific Issue That Will Determine Who They Vote For

Thinking again about the issues, is there one specific issue that will determine who you will vote for?

Determining Issue



- Yes
- No
- Unsure/I don't know

Issues That Will Determine Who They Vote For

- INFLATION MOST IMPORTANT TO HISPANICS

Please indicate which of the following issues will determine who you vote for.

	<u>Top 10 Determining Issues</u>	
	Hispanic	Non-Hispanic
Inflation	15%	10%
Cost of living	13%	7%
Economy / jobs	12%	9%
Healthcare	10%	1%
Immigration	9%	5%
Abortion	7%	14%
LGBTQ rights	4%	3%
Government spending / deficit	4%	1%
Education	3%	1%
Climate change	3%	1%

Party Better Able to Handle Issues

Thinking again about the issues, which party do you think would do a better job of handling each of the following issues, the Democratic Party or the Republican Party?

	Hispanic		Non-Hispanic	
	Democrat Top2Box	Republican Top2Box	Democrat Top2Box	Republican Top2Box
Entitlements Reform	58%	14%	41%	31%
Education	58%	18%	39%	31%
Energy Policy	57%	11%	35%	35%
Social Security	57%	15%	38%	35%
Abortion	56%	16%	46%	29%
Healthcare	56%	14%	43%	38%
Economy / jobs	55%	21%	35%	44%
Climate Change	54%	12%	39%	27%
Cost of Living	50%	23%	34%	45%
Taxes	46%	21%	32%	47%

Among likely voters 18+

Source: Univision political tracker in collaboration with Media Predict as of July 2024

Party Better Able to Handle Issues

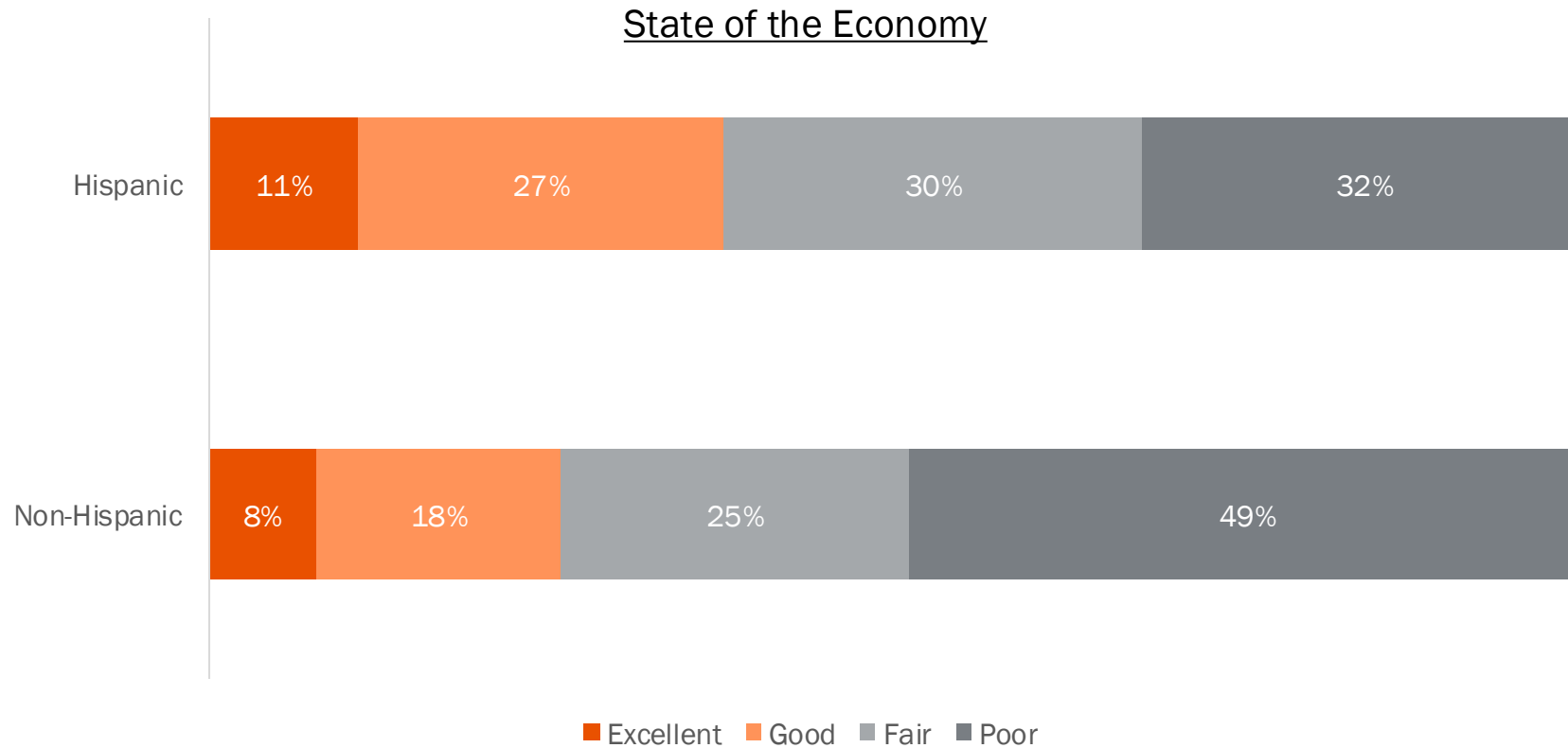
Thinking again about the issues, which party do you think would do a better job of handling each of the following issues, the Democratic Party or the Republican Party?

	Hispanic		Non-Hispanic	
	Democrat Top2Box	Republican Top2Box	Democrat Top2Box	Republican Top2Box
Gov spending	45%	20%	31%	40%
Foreign policy	44%	27%	30%	39%
Inflation	43%	28%	34%	46%
Crime and public safety	43%	27%	31%	43%
National Security	42%	25%	25%	45%
Immigration	41%	30%	27%	49%
Opioids	40%	17%	29%	32%
Border Security	34%	34%	26%	48%
Defense	34%	32%	25%	51%

ECONOMY

62% of Hispanics Rate the Economy in Their State Right Now as Fair or Poor

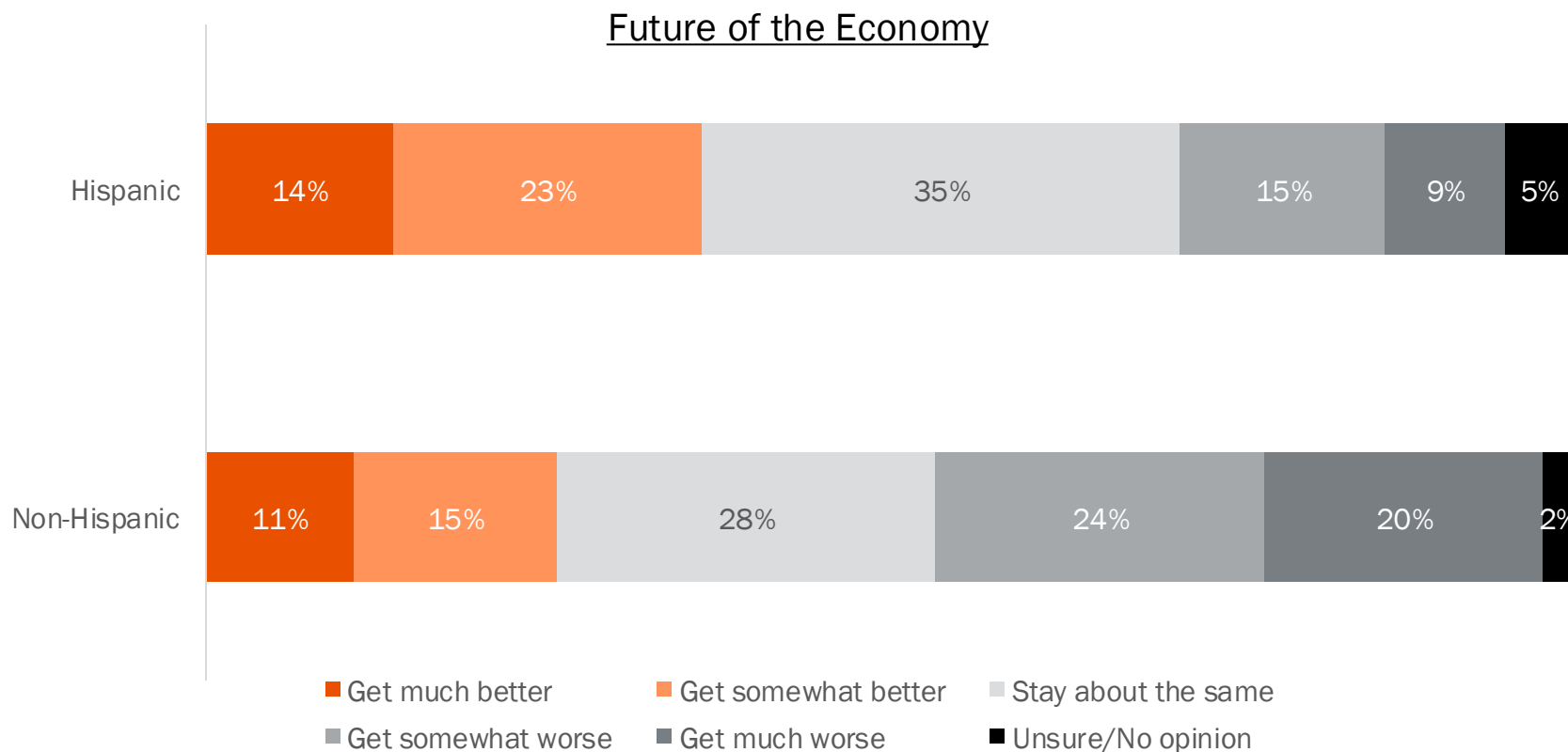
How would you rate the economy in your state right now?



Among likely voters 18+
 Source: Univision political tracker in collaboration with Media Predict as of July 2024

24% of Hispanic Voters Believe the Economy Will Get Worse

Thinking ahead to a few months from now... Do you believe the economy in your state will get better, get worse, or stay about the same as it is now?



Economy

How much do you agree or disagree with the following statements? [Economy]	Hispanic		Non-Hispanic	
	Agree	Disagree	Agree	Disagree
Inflation is putting a significant strain on my budget	84%	5%	85%	8%
I feel that it is increasingly difficult for middle class families to prosper in the United States	79%	7%	83%	6%
The price of gas is putting a strain on my finances	68%	18%	77%	12%
I am concerned about the U.S. federal government's spending and deficit	68%	10%	76%	10%
Corporations and financial firms are buying up single-family homes and apartment buildings and driving up housing prices	66%	7%	61%	10%
My personal economic situation has become worse in the last year	63%	17%	71%	12%
I expect my personal economic situation to get better in the next few years	62%	17%	38%	32%
Someone in my household has taken, or is considering taking, a second job in order to maintain our standard of living	57%	19%	52%	28%
I have taken, or am considering taking, a second job in order to maintain my standard of living	54%	17%	56%	23%
I feel that jobs are getting easier to find	34%	43%	19%	53%
Home ownership is still within reach for most people	32%	53%	20%	65%

5 pt Scale: Agree = 4,5, Disagree = 1,2, Neutral = 3 (not reported), No opinion = 0 (Not reported)

Agree and Disagree above will not sum to 100%

Among likely voters 18+

Source: Univision political tracker in collaboration with Media Predict as of July 2024

PUBLIC HEALTH & HEALTHCARE

Public Health & Healthcare

How much do you agree or disagree with the following statements? [<i>Public Health & Healthcare</i>]	Hispanic		Non-Hispanic	
	Agree	Disagree	Agree	Disagree
Mental health issues are a growing problem for people in the United States	84%	3%	84%	3%
Drug abuse is a serious public health issue in the United States	81%	6%	87%	6%
I am generally satisfied with my healthcare coverage	64%	20%	59%	17%
Medicaid and Medicare are working well now	55%	16%	41%	29%
The cost of my health care and insurance is reasonable	49%	24%	40%	29%
The cost of prescription drugs is a financial problem for me	40%	27%	38%	37%

5 pt Scale: Agree = 4,5, Disagree = 1,2, Neutral = 3 (not reported), No opinion = 0 (Not reported)

Agree and Disagree above will not sum to 100%

Among likely voters 18+

Source: Univision political tracker in collaboration with Media Predict as of July 2024

Abortion

How much do you agree or disagree with the following statements? [<i>Public Health & Healthcare</i>]	Hispanic		Non-Hispanic	
	Agree	Disagree	Agree	Disagree
I would not vote for a political candidate whose views on abortion were at odds with mine	54%	7%	54%	13%
Abortion laws should be created by state governments, not by the federal government	44%	19%	56%	22%

Abortion Policy <i>Thinking about abortion policy and laws, which of the following comes closest to your view?</i>	Hispanic	Non-Hispanic
	Abortion should be legal only in the case of rape, incest or when the mother's life is in danger	23%
Abortion should be legal at any time during pregnancy	19%	18%
Abortion should be legal only in the first trimester (approximately the first 13 weeks) of pregnancy	12%	9%
Abortion should be legal until the fetus can survive outside the womb (approximately the 24th week of pregnancy)	12%	9%
Abortion should be illegal in all cases	10%	14%
Abortion should be legal only in the first 15 weeks of pregnancy	8%	10%
Abortion should be legal only before a fetal heartbeat is detected (at approximately the first 6 weeks of pregnancy)	7%	7%
Other	1%	1%
Unsure/I don't know	9%	10%

CRIME & PUBLIC SAFETY

Crime & Public Safety

How much do you agree or disagree with the following statements? [<i>Crime & Public Safety</i>]	Hispanic		Non-Hispanic	
	Agree	Disagree	Agree	Disagree
Homelessness is a serious problem in the United States	84%	6%	88%	3%
Crime is a growing problem in the United States	78%	7%	82%	7%
Homelessness is a serious problem in my neighborhood	64%	16%	75%	9%
I believe that stricter gun control laws would reduce crime	58%	23%	45%	41%
Children in my community are generally safe at the schools they attend	58%	14%	50%	26%
I support second amendment gun rights	58%	14%	75%	11%
Police departments in the United States are understaffed	56%	17%	69%	10%

5 pt Scale: Agree = 4,5, Disagree = 1,2, Neutral = 3 (not reported), No opinion = 0 (Not reported)

Agree and Disagree above will not sum to 100%

Among likely voters 18+

Source: Univision political tracker in collaboration with Media Predict as of July 2024

Crime & Public Safety

How much do you agree or disagree with the following statements? [<i>Crime & Public Safety</i>]	Hispanic		Non-Hispanic	
	Agree	Disagree	Agree	Disagree
Government authorities have become too lenient on criminals	54%	17%	65%	9%
Crime is a growing problem where I live	54%	17%	70%	13%
I feel less safe in my everyday life than I did a year ago	47%	27%	56%	19%
My Police Department is understaffed	44%	22%	55%	17%
Government authorities are doing a good job protecting businesses near where I live and shop	41%	19%	33%	34%
Government authorities are doing a good job combating crime in my neighborhood	41%	24%	39%	38%
My local government should significantly reduce the resources and budgets for police	33%	36%	22%	57%

5 pt Scale: Agree = 4,5, Disagree = 1,2, Neutral = 3 (not reported), No opinion = 0 (Not reported)

Agree and Disagree above will not sum to 100%

Among likely voters 18+

Source: Univision political tracker in collaboration with Media Predict as of July 2024

IMMIGRATION & BORDER SECURITY

Immigration & Border Security

How much do you agree or disagree with the following statements? [<i>Immigration & Border Security</i>]	Hispanic		Non-Hispanic	
	Agree	Disagree	Agree	Disagree
We should provide a pathway to legal status (including citizenship) for undocumented immigrants who have been in the U.S. and have not committed a serious crime	71%	6%	61%	16%
Securing our southern border is an important step toward stopping the flow of illegal drugs and sex trafficking into the United States	54%	22%	78%	8%
We should reform immigration laws to give higher priority to people with needed skills and education	53%	13%	53%	17%
All migrants who want to enter the United States should be fully vetted first	51%	17%	70%	12%
My feelings about the migrant issue make it more likely I will vote for Democratic candidates in the next election	49%	16%	33%	43%
I am confident that the Biden administration has a plan to effectively deal with the undocumented migrant issue	47%	22%	30%	54%
The resettling of all the migrants will, in the long-run, benefit the United States	47%	15%	31%	36%
It is not fair that migrants get free housing, food, and healthcare when so many longtime Americans struggle to pay for those things	46%	31%	71%	13%
The situation at the southern border could be largely solved if the U.S. enforced its current immigration laws	46%	26%	64%	18%

5 pt Scale: Agree = 4,5, Disagree = 1,2, Neutral = 3 (not reported), No opinion = 0 (Not reported)

Agree and Disagree above will not sum to 100%

Among likely voters 18+

Source: Univision political tracker in collaboration with Media Predict as of July 2024

Immigration & Border Security

How much do you agree or disagree with the following statements? [<i>Immigration & Border Security</i>]	Hispanic		Non-Hispanic	
	Agree	Disagree	Agree	Disagree
United States taxpayers cannot afford to pay for all the costs associated with the undocumented migrants in the U.S.	44%	26%	73%	14%
The Biden Administration must take the steps necessary to immediately stop undocumented migrants from entering the United States	43%	25%	72%	13%
There are too many undocumented immigrants crossing the border into the United States	41%	29%	71%	12%
I support the way my state and local officials are handling the migrant issue	40%	20%	25%	46%
The United States military should be used to secure the southern border	39%	39%	56%	19%
Government benefits like healthcare should be provided to undocumented immigrants free of cost	38%	25%	21%	62%
The Biden administration is primarily responsible for the situation at the southern border	37%	33%	53%	25%
There are too many undocumented migrants coming to my state	35%	30%	66%	14%
The arrival of migrants has made the affordable housing problem worse	33%	38%	56%	21%

5 pt Scale: Agree = 4,5, Disagree = 1,2, Neutral = 3 (not reported), No opinion = 0 (Not reported)

Agree and Disagree above will not sum to 100%

Among likely voters 18+

Source: Univision political tracker in collaboration with Media Predict as of July 2024

Immigration & Border Security

How much do you agree or disagree with the following statements? [<i>Immigration & Border Security</i>]	Hispanic		Non-Hispanic	
	Agree	Disagree	Agree	Disagree
The rules that I have to live by don't seem to apply to migrants	33%	34%	64%	17%
The U.S. should complete the construction of a wall on the southern border of the U.S.	33%	45%	53%	26%
It feels like migrants are being treated better than most Americans	33%	42%	61%	23%
My feelings about the migrant issue make it more likely I will vote for Republican candidates in the next election	32%	42%	51%	33%
Undocumented migrants have increased crime in my state	32%	45%	54%	20%
Local law enforcement should be able to detain undocumented migrants	32%	48%	69%	17%
Undocumented immigrants arriving across the southern border should be transported by the government throughout the United States	31%	28%	18%	58%
I support the way the Biden Administration is managing the southern border	31%	32%	22%	56%
Most undocumented migrants who entered the U.S. over the last few years should be deported	31%	41%	50%	26%
Undocumented migrants will take jobs away from poorer and working-class Americans	24%	55%	47%	28%

5 pt Scale: Agree = 4,5, Disagree = 1,2, Neutral = 3 (not reported), No opinion = 0 (Not reported)

Agree and Disagree above will not sum to 100%

Among likely voters 18+

Source: Univision political tracker in collaboration with Media Predict as of July 2024

CLIMATE CHANGE & ENERGY POLICY

Climate Change & Energy Policy

How much do you agree or disagree with the following statements? [<i>Climate Change & Energy Policy</i>]	Hispanic		Non-Hispanic	
	Agree	Disagree	Agree	Disagree
Climate change is a very big threat to the planet	74%	9%	67%	18%
Climate change is a result of human activity	71%	9%	64%	16%
Action should be taken on climate change even if it means significant restrictions on my use of cars, trucks, and planes	58%	20%	43%	36%
The United States should eliminate fossil fuels as a source of energy for its electric power grid	52%	16%	38%	29%
Governments should create policies that encourage oil and gas production in the U.S.	50%	21%	55%	20%
Government regulation and action on climate change is hurting the economy	47%	22%	46%	25%
Action should be taken on climate change even if it means a significant increase in my taxes or in my gas and electricity expenses	47%	23%	38%	44%

5 pt Scale: Agree = 4,5, Disagree = 1,2, Neutral = 3 (not reported), No opinion = 0 (Not reported)

Agree and Disagree above will not sum to 100%

Among likely voters 18+

Source: Univision political tracker in collaboration with Media Predict as of July 2024

GOVERNMENT

Government

How much do you agree or disagree with the following statements? [Government]	Hispanic		Non-Hispanic	
	Agree	Disagree	Agree	Disagree
The voting in the 2020 election was free and fair and the vote-counting was done accurately	67%	12%	50%	32%
The jury decision to convict Donald Trump of multiple felonies in New York was correct	63%	12%	51%	32%
The recent felony trial of Donald Trump in New York was conducted fairly	56%	17%	45%	32%
The federal government of the United States is too big and powerful	52%	16%	55%	18%
The federal government of the United States has become too intrusive in the lives of Americans	50%	17%	62%	12%
The United States Justice Department has become politicized in its prosecutions	44%	22%	56%	12%
The FBI has become politicized in its investigations	43%	26%	44%	16%
I am confident that Social Security and Medicare benefits, that are similar to those of current retirees, will be available in the future to younger generations	42%	35%	29%	41%
I want the next president to shrink the size of the federal government	31%	31%	49%	14%

5 pt Scale: Agree = 4,5, Disagree = 1,2, Neutral = 3 (not reported), No opinion = 0 (Not reported)

Agree and Disagree above will not sum to 100%

Among likely voters 18+

Source: Univision political tracker in collaboration with Media Predict as of July 2024

GOVERNMENT POLICY

Government Policy

How much do you agree or disagree with the following statements? [Government Policy]	Hispanic		Non-Hispanic	
	Agree	Disagree	Agree	Disagree
I support the Biden Administration's efforts to forgive student loans	65%	15%	46%	39%
I think that the United States government should provide expanded benefits and entitlements to Americans	57%	11%	61%	13%
The U.S. government should spend less money supporting the war in Ukraine	53%	18%	47%	24%
China represents the most serious economic and geo-political threat to the United States	51%	11%	58%	9%
The government should ban social media, like Facebook and TikTok, from being used by children	45%	33%	47%	26%
I think that the United States spends too much on defense and the military	44%	23%	32%	42%
Iran is the primary destabilizing force in the Middle East	32%	13%	46%	10%
The age required to collect full Social Security benefits will need to be raised in order to keep the program from running out of money	31%	31%	40%	37%
I support the way the Biden Administration is dealing with the Israel-Hamas war	31%	34%	33%	43%
The United State should increase the amount of military aid it sends to Israel	30%	36%	30%	37%
Student loans should not be forgiven and paid for by taxpayers	28%	42%	45%	39%
Growth in spending on entitlements, like Social Security and Medicaid, needs to be reduced	23%	38%	15%	50%

5 pt Scale: Agree = 4,5, Disagree = 1,2, Neutral = 3 (not reported), No opinion = 0 (Not reported)

Agree and Disagree above will not sum to 100%

Among likely voters 18+

Source: Univision political tracker in collaboration with Media Predict as of July 2024

TECHNOLOGY

Technology

How much do you agree or disagree with the following statements? [Technology]	Hispanic		Non-Hispanic	
	Agree	Disagree	Agree	Disagree
Artificial Intelligence (AI) technology will be used to create a significant amount of misleading and deceptive information, pictures and video that will be hard to identify as fake	67%	14%	80%	6%
Artificial Intelligence (AI) technology will eliminate more jobs than it creates	56%	18%	62%	12%
Artificial Intelligence (AI) technology should be heavily regulated by the federal government	56%	17%	65%	8%
Social media, like Facebook and TikTok, does more harm than good	35%	32%	43%	32%

5 pt Scale: Agree = 4,5, Disagree = 1,2, Neutral = 3 (not reported), No opinion = 0 (Not reported)

Agree and Disagree above will not sum to 100%

Among likely voters 18+

Source: Univision political tracker in collaboration with Media Predict as of July 2024

EDUCATION

Education

How much do you agree or disagree with the following statements? [Education]	Hispanic		Non-Hispanic	
	Agree	Disagree	Agree	Disagree
Parents should be allowed to know what is being taught in the public schools that their children attend	65%	12%	81%	5%
All parents should have publicly-funded options, beyond traditional public schools, to educate their children	62%	15%	50%	17%
More emphasis should be placed on trade schools	59%	12%	62%	7%
The public schools in my neighborhood are good	56%	17%	54%	19%
College is no longer worth the cost for most students	56%	23%	58%	18%
Parents should have a say in what is taught to their children in public schools	53%	21%	68%	16%
The public school system is working well in my state	45%	25%	35%	38%
Public schools where I live are better than they were before the pandemic	38%	19%	21%	30%
Colleges and universities should be allowed to use race in admissions decisions	32%	46%	23%	56%
The federal government's Department of Education should be eliminated	26%	42%	24%	47%


5 pt Scale: Agree = 4,5, Disagree = 1,2, Neutral = 3 (not reported), No opinion = 0 (Not reported)

Agree and Disagree above will not sum to 100%

Among likely voters 18+

Source: Univision political tracker in collaboration with Media Predict as of July 2024

Information Sources & Language Preferences



YouTube, Local TV Most Heavily Used Political Information Sources by Hispanics

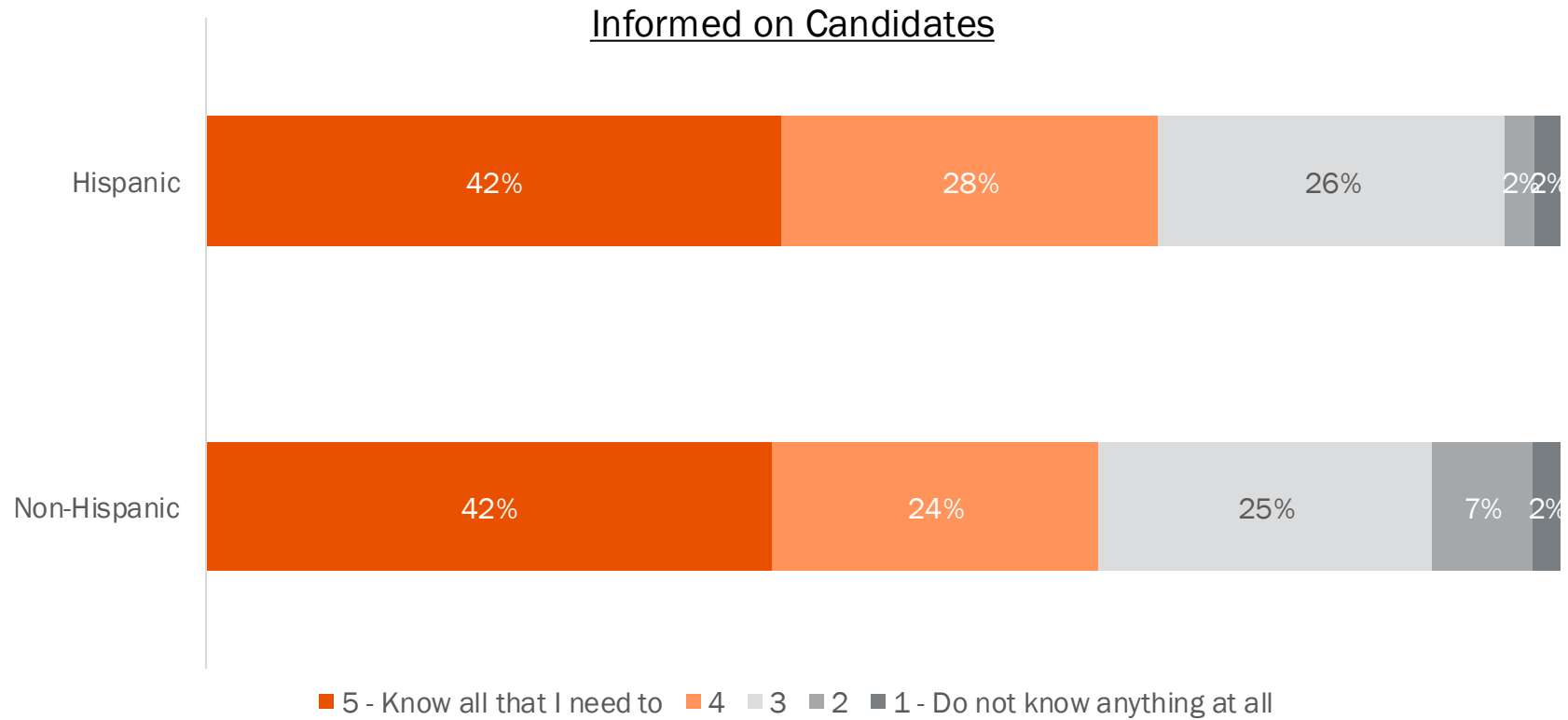
Which of the following sources are you currently using to follow developing political issues? Select all that apply.

Information Sources

	Hispanic	Non-Hispanic		Hispanic	Non-Hispanic
YouTube	49%	37%	Newspapers	24%	29%
Local Television	45%	58%	Snapchat	20%	6%
TikTok	41%	20%	Debates	19%	33%
National Television (like network programs or cable news)	37%	58%	Podcasts	19%	21%
Instagram	36%	16%	Radio	18%	26%
Facebook	36%	31%	School	12%	5%
Family	34%	30%	Magazines	7%	14%
X, formerly known as Twitter	31%	20%	Community organization	6%	5%
Friends	27%	33%	Religious organization/Church	3%	10%
Online publications	25%	31%	None of these	2%	3%

58% of Hispanics Need More Information About the Candidates & Their Positions on the Issues

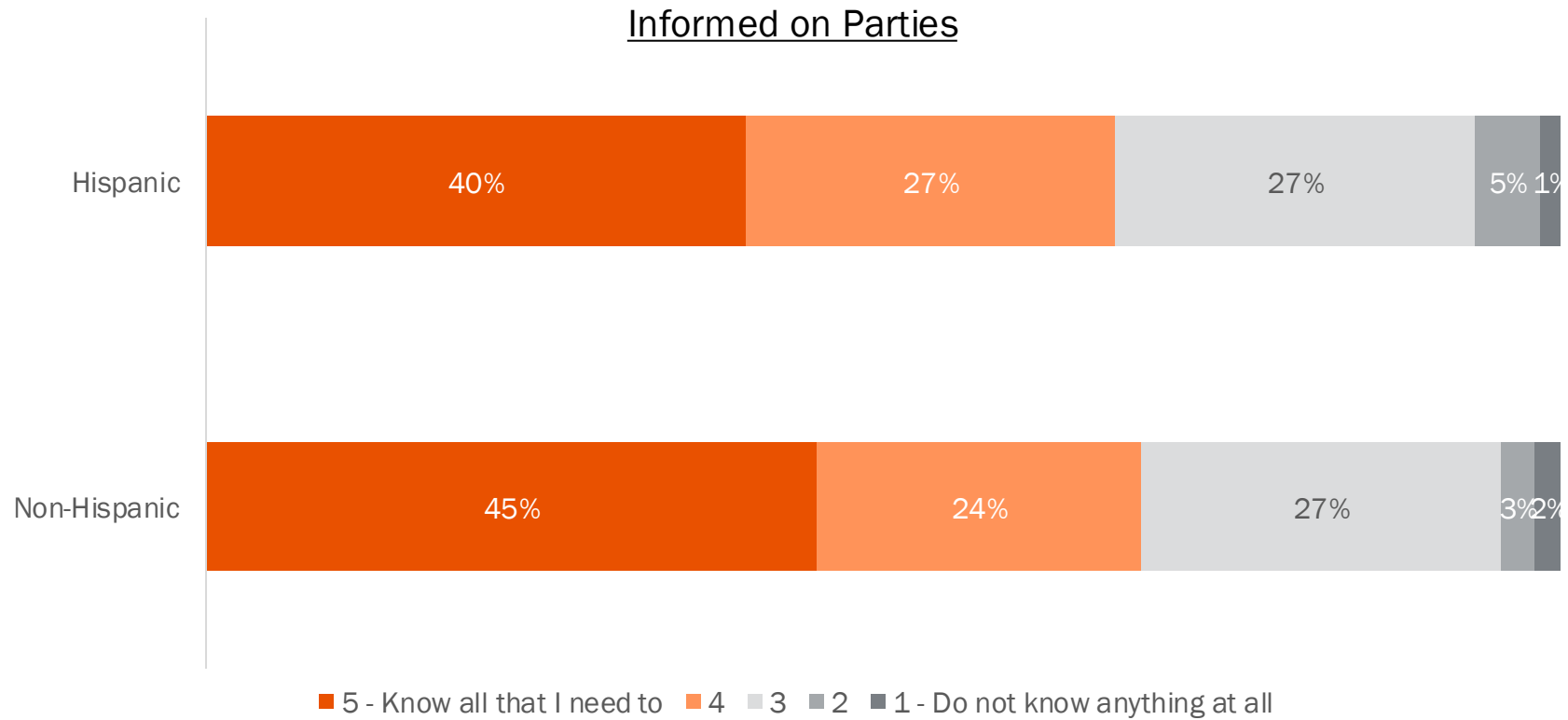
Do you think that you know enough now about the candidates and their positions on the issues most important to you to confidently make a voting decision?



Among likely voters 18+
 Source: Univision political tracker in collaboration with Media Predict as of July 2024

60% of Hispanics Don't Have All the Party Information They Need to Make Voting Decision

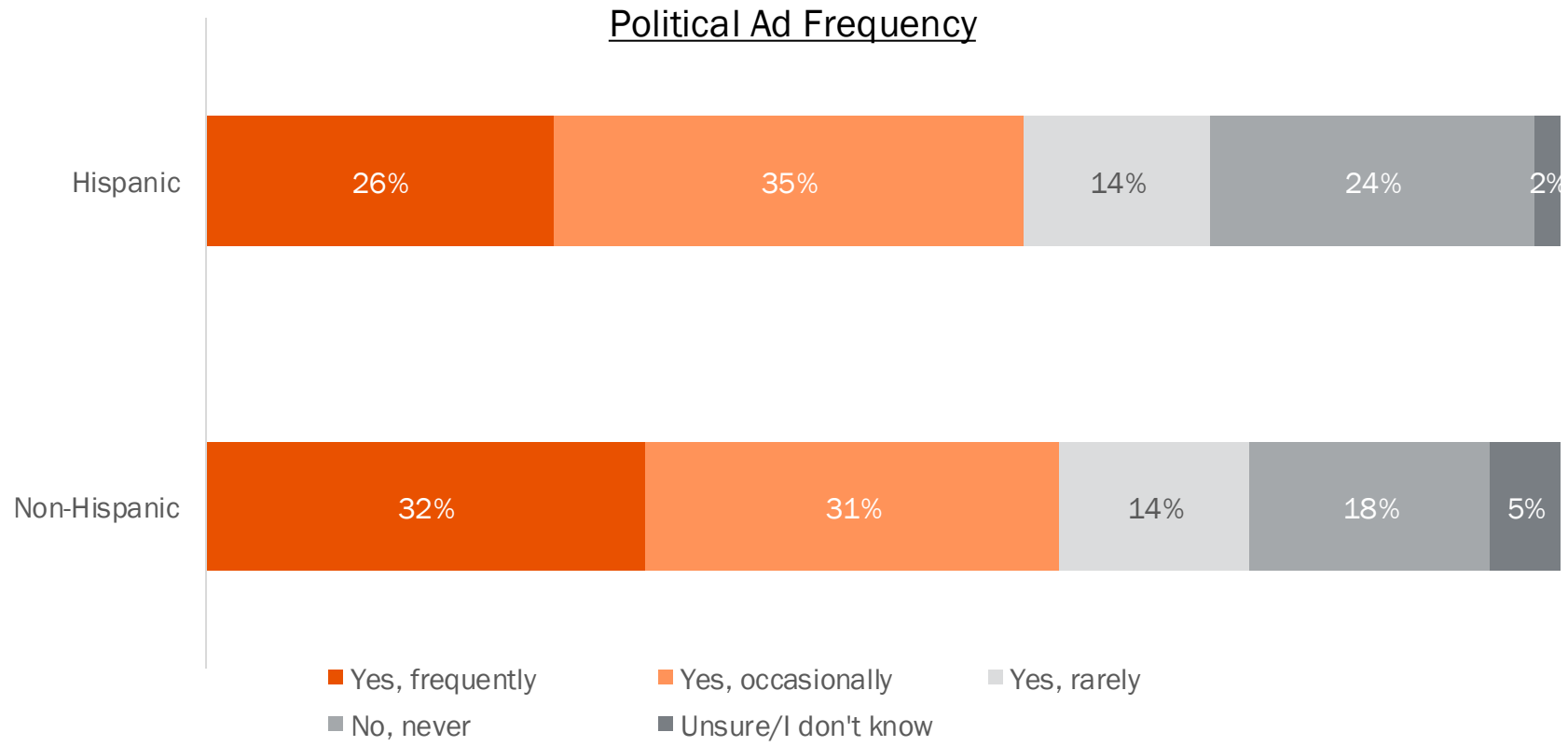
Do you think that you know enough now about where the political parties stand on the issues most important to you to confidently make a voting decision?



Among likely voters 18+
 Source: Univision political tracker in collaboration with Media Predict as of July 2024

73% of Hispanics Occasionally, Rarely or Never See Political Ads

In the last 30 days, have you heard or seen any ads from political candidates or their campaigns in an effort to win your vote?



Among likely voters 18+
 Source: Univision political tracker in collaboration with Media Predict as of July 2024



Messaging in Spanish is **Powerful** and **Connects**

77%

OF HISPANICS AGREE

I *appreciate when candidates advertise in Spanish* in trying to win my vote

62%

OF HISPANICS AGREE


Political parties and candidates who advertise in Spanish are *showing me they want my vote*

57%

OF HISPANICS AGREE

When a political party or candidate communicates with me in Spanish, it suggests that *they are truly interested in Hispanics and our community*

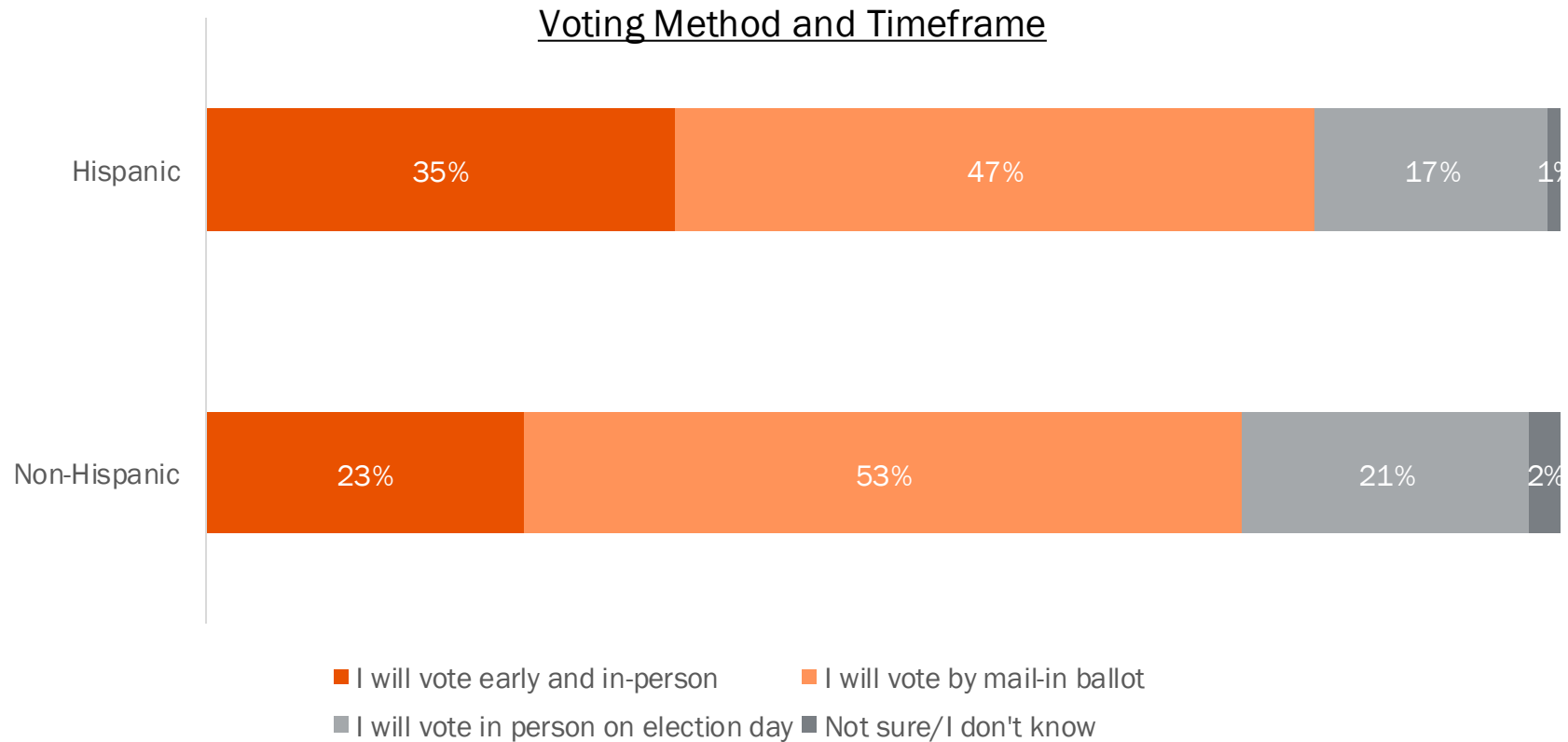
Voting & Campaign Information



Voting Method and Timeframe

- HISPANICS MORE LIKELY THAN NON-HISPANICS TO VOTE EARLY AND IN PERSON

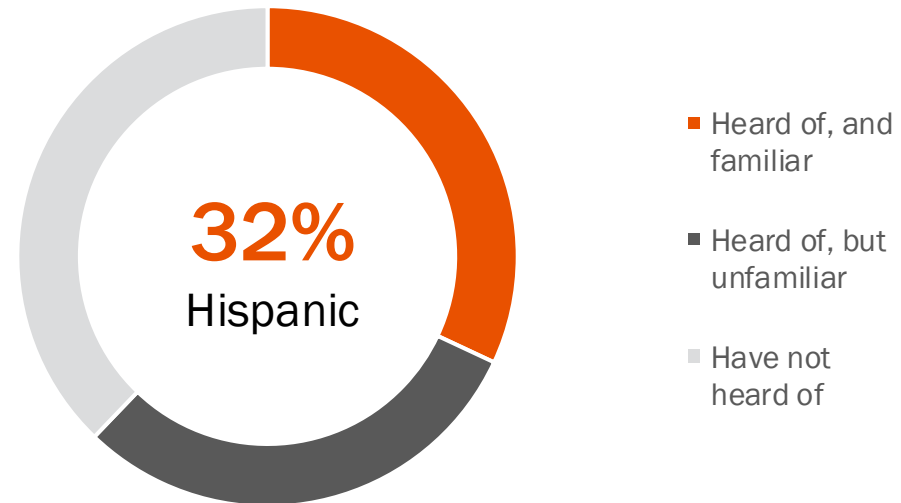
How do you plan to vote in the General election?



Vota Conmigo Familiarity

How familiar or unfamiliar are you with the “Vota Conmigo” campaign?

Vota Conmigo Familiarity





Gracias

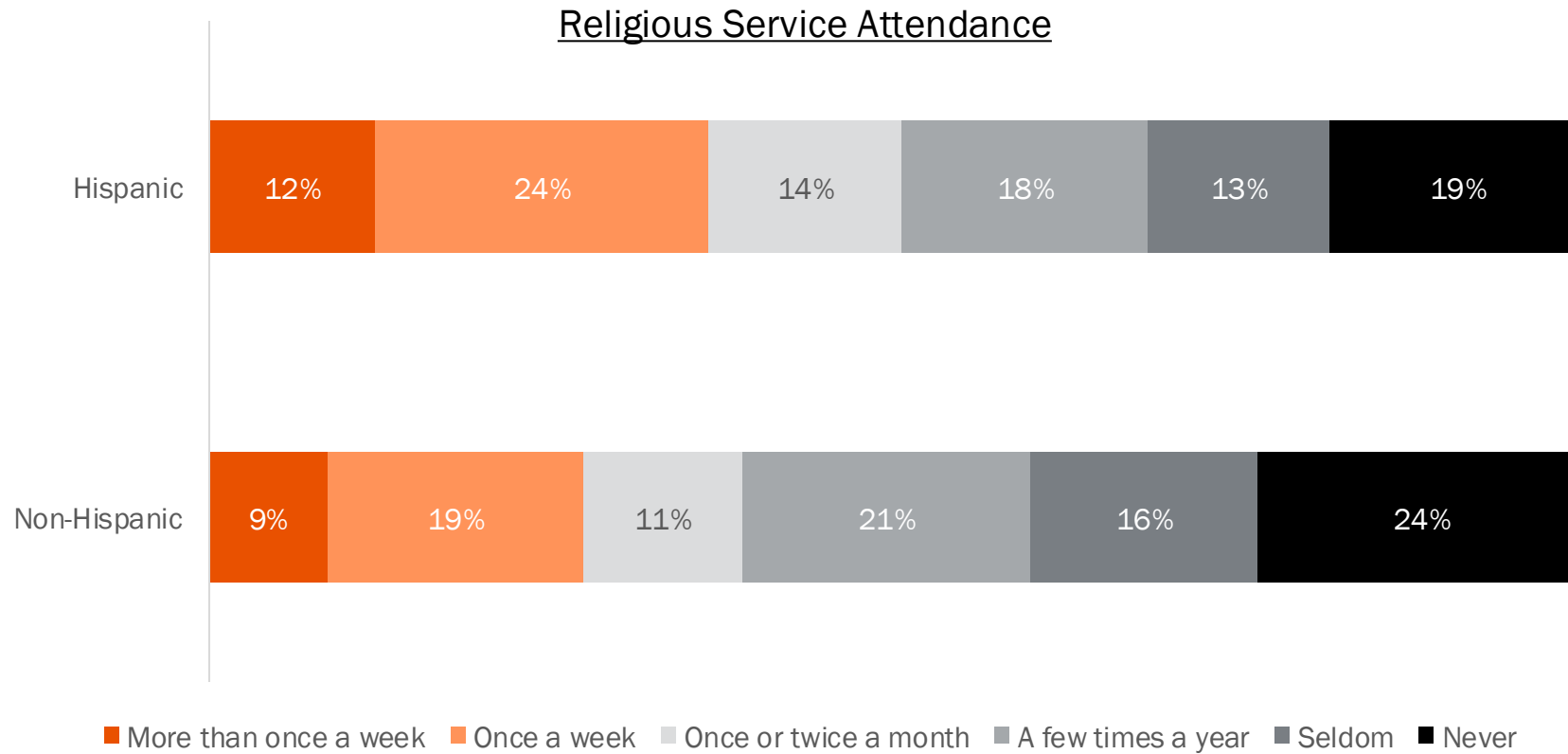
Televisa
Univision

Consumer
Strategy & Insights

APPENDIX

Religious Service Attendance

Aside from weddings and funerals, how often would you say that you attend religious services?



Among likely voters 18+
 Source: Univision political tracker in collaboration with Media Predict as of July 2024

Political Campaigning

How much do you agree or disagree with the following statements? [Political Campaigning]	Hispanic		Non-Hispanic	
	Agree	Disagree	Agree	Disagree
I feel that candidates and their campaigns are making a strong effort to win my vote	54%	10%	52%	19%
I appreciate being personally contacted, by phone or by knocking at my door by a political party, candidate or organization that is looking to influence my vote	32%	43%	23%	53%

5 pt Scale: Agree = 4,5, Disagree = 1,2, Neutral = 3 (not reported), No opinion = 0 (Not reported)

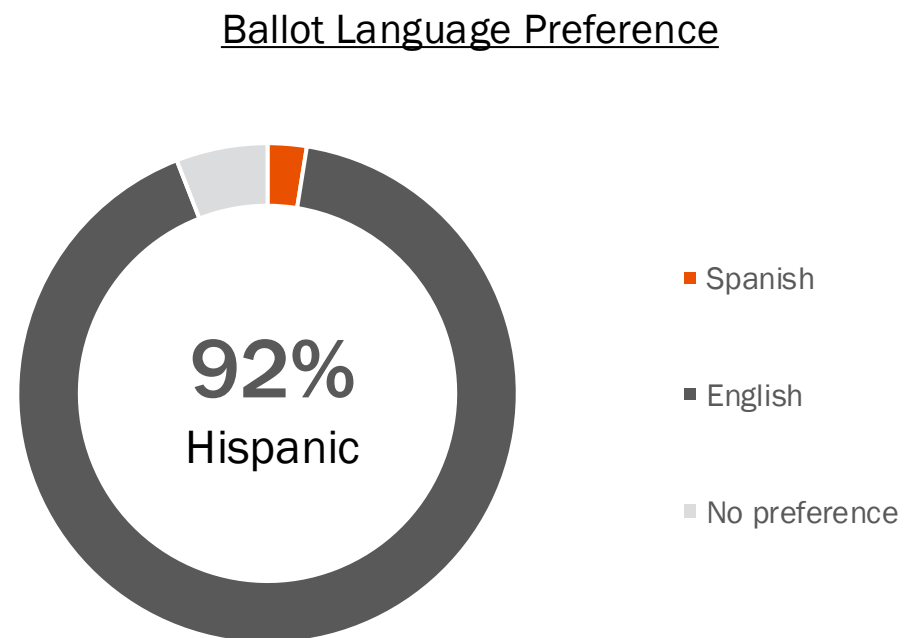
Agree and Disagree above will not sum to 100%

Among likely voters 18+

Source: Univision political tracker in collaboration with Media Predict as of July 2024

Ballot Language Preference

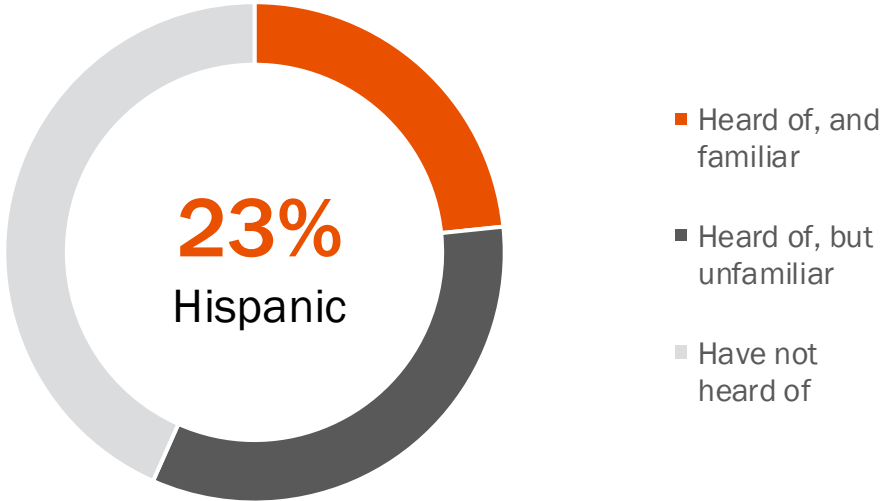
When voting, I prefer to receive a ballot in...



Poder Latino Familiarity

How familiar or unfamiliar are you with the “Poder Latino” campaign?

Poder Latino Familiarity



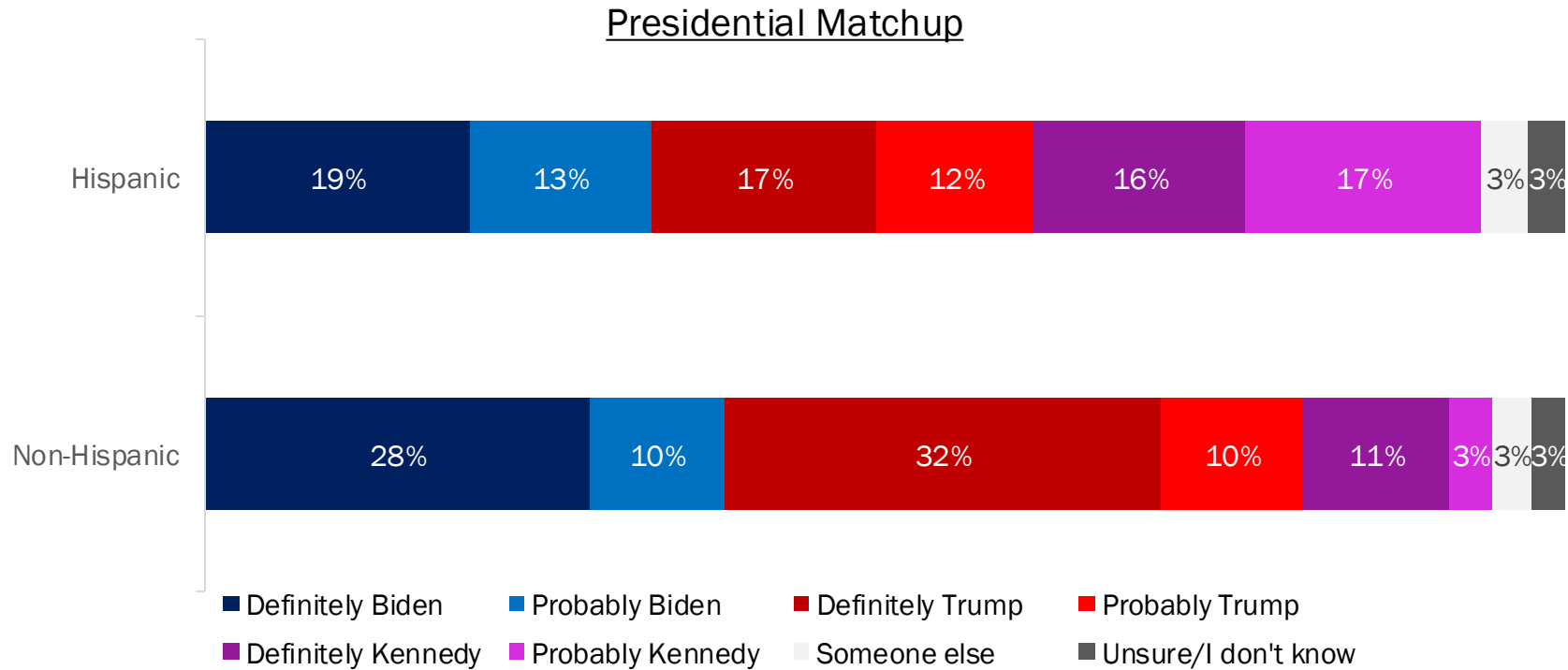
Among likely voters 18+
Source: Univision political tracker in collaboration with Media Predict as of July 2024

SLIDES WITH BIDEN

Matchup: Biden vs Trump vs Kennedy

- DEFINITELY JOE BIDEN FAVORED AMONG HISPANICS, LOWER THAN NON-HISPANICS
- KENNEDY PERFORMS HIGHER AMONG HISPANICS THAN NON-HISPANICS
- 45% OF HISPANICS UP FOR GRABS (42% NOT DEFINITE, 3% UNSURE)

If the election for President were being held today, and the candidates were Joe Biden (D), Robert F. Kennedy, Jr (I), and Donald Trump (R) for whom would you vote?



Top Issues by Hispanic Voter Type

Thinking about the issues, how important are the following issues to you?

Top 10 Issues Among Definitely Biden Voters	% Hispanic Top Box
Affordable housing	81%
Climate change	73%
Mental health	72%
Crime and public safety	71%
Entitlements / social services reform (Medicare, welfare, etc.)	71%
Cost of living	67%
Social security / Medicare	67%
Education	66%
Strengthening law enforcement	64%
Economy / jobs	62%

Top 10 Issues Among Unsure/Not-Definite Voters	% Hispanic Top Box
Economy / jobs	73%
Cost of living	72%
Affordable housing	71%
Inflation	62%
Education	61%
Mental health	56%
Taxes	55%
Healthcare	54%
Social security / Medicare	51%
Gas Prices	50%

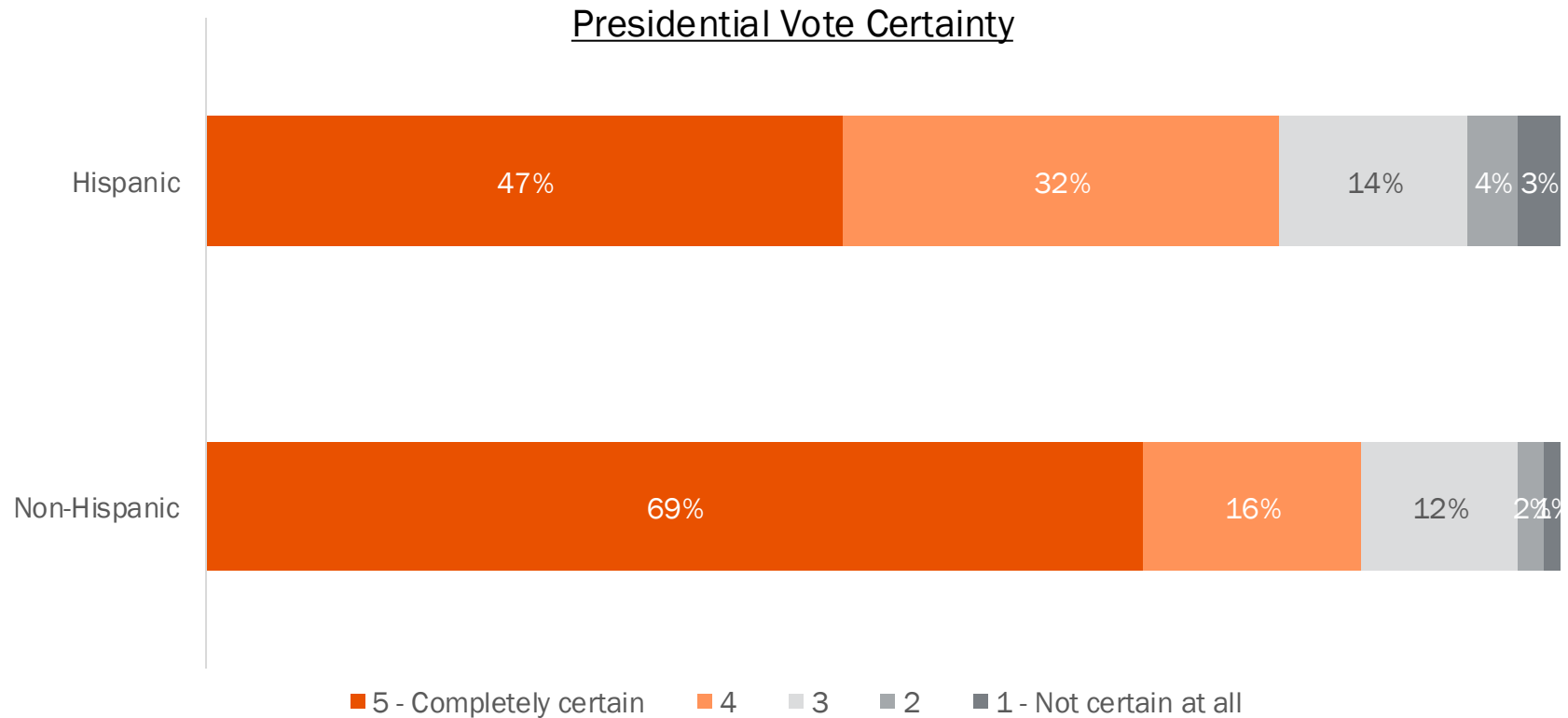
Top 10 Issues Among Definitely Trump Voters	% Hispanic Top Box
Cost of living	75%
Gas Prices	66%
Affordable housing	62%
Inflation	62%
Government spending / deficit	55%
Education	54%
Taxes	53%
Immigration	48%
Homelessness	47%
Gun rights / 2nd amendment	45%

Among likely voters 18+

Source: Univision political tracker in collaboration with Media Predict as of July 2024

53% of Hispanics Not Completely Certain About Their Vote for President

How certain are you that this is the right choice of candidate for you?



Among likely voters 18+

Source: Univision political tracker in collaboration with Media Predict as of July 2024