

UNIVISION & MEDIA PREDICT

2020 PRESIDENTIAL
ELECTION TRACKER

Houston
September



MP

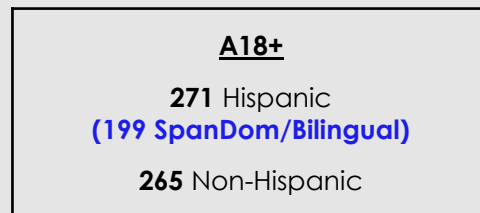


OBJECTIVES

- Measure current landscape of the 2020 candidates for president and other offices
- Assess voter sentiments towards current government officials and bodies
- Understand key issues and their degree of importance as motivators to vote

METHODOLOGY

- Online survey of **533** registered voters 18+

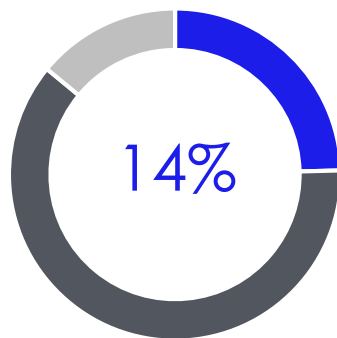


- In field 8/28/2020 – 9/10/2020
- Weighted to the registered voter universe by age, gender, education, and census division.
- **This Report: Hispanic SpanDom/Bilingual vs Non-Hispanic**

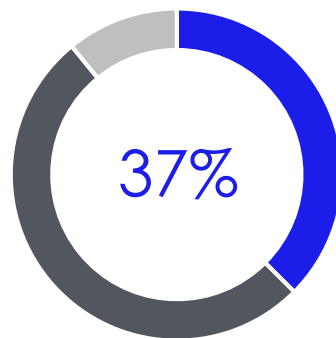
ONLY 14% OF HISPANICS, 37% NON-HISPANICS FEEL UNITED STATES IS HEADED IN RIGHT DIRECTION

Right Direction or Wrong Track

In general, do you believe that the United States is headed in the right direction, or has gone off on the wrong track?



Hispanics



Non-Hispanics

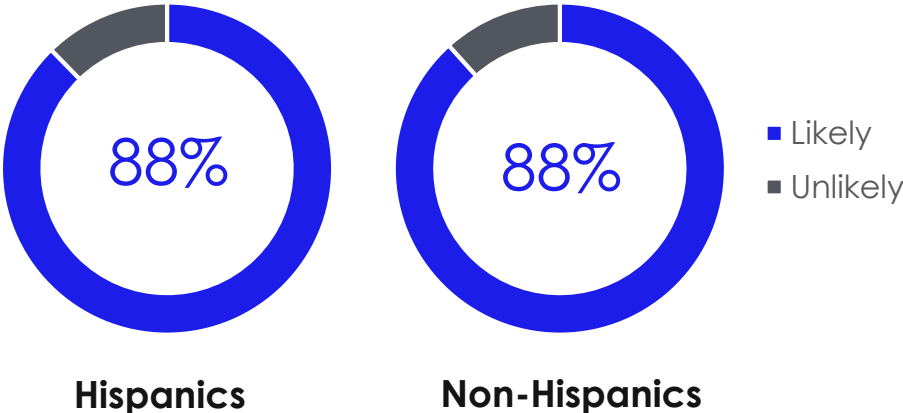
- Right direction
- Wrong track
- Unsure

2020 VOTE

88% OF ALL RESPONDENTS PLAN TO VOTE IN GENERAL ELECTION

Likelihood to Vote in 2020

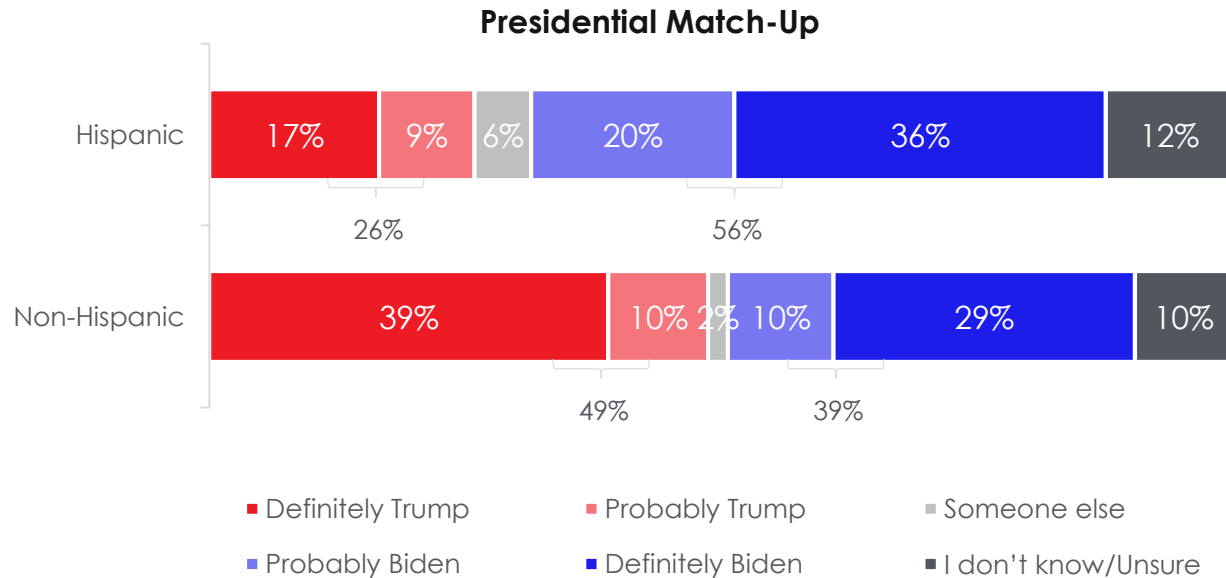
On a scale of 1 to 10, how likely or unlikely are you to vote in the 2020 General Election, being held on November 3, 2020?



Among registered voters 18+
Source: Univision political tracker in collaboration with Media Predict as of September 2020

TOP TWO BOX INTEND TO VOTE: HISPANICS 56% BIDEN, 26% TRUMP NON-HISPANICS 39% BIDEN, 49% TRUMP DON'T KNOW/UNSURE: 12% HISPANIC, 10% NON-HISPANIC

Based on what you know today, do you intend to vote for President Donald Trump, Democratic nominee Joe Biden, or someone else in the coming presidential election?

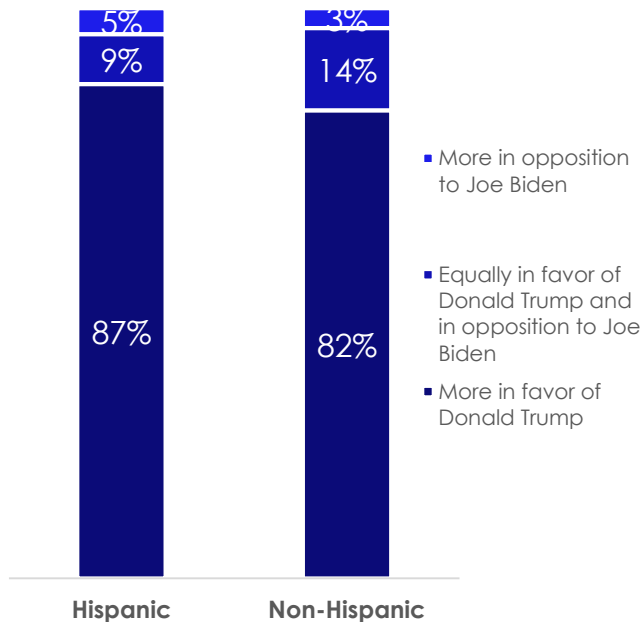


TRUMP VOTERS MORE ENTHUSIASTIC

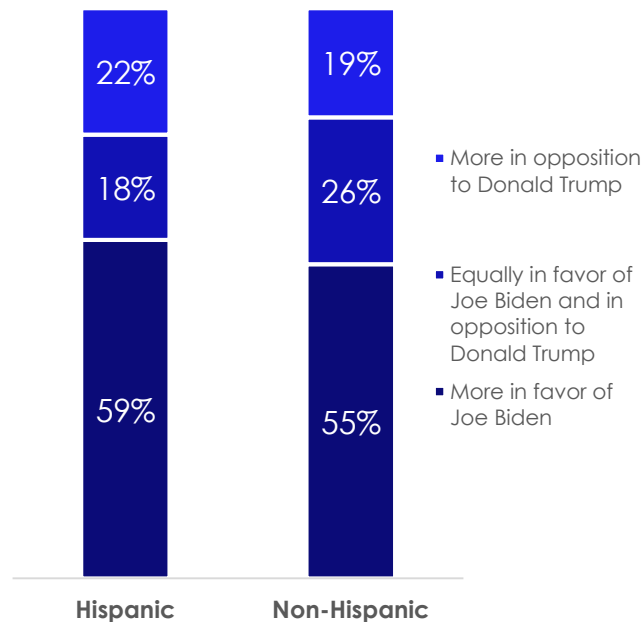
-TRUMP VOTERS: ABOUT 5% WILL DO SO IN OPPOSITION TO BIDEN; 87% HISPANICS, 82% NON-HISPANICS BECAUSE THEY FAVOR TRUMP

-BIDEN VOTERS: ABOUT 20% WILL DO SO IN OPPOSITION TO TRUMP; 59% HISPANICS, 55% NON-HISPANICS BECAUSE THEY FAVOR BIDEN

Voting Trump: Favor Trump or Oppose Biden

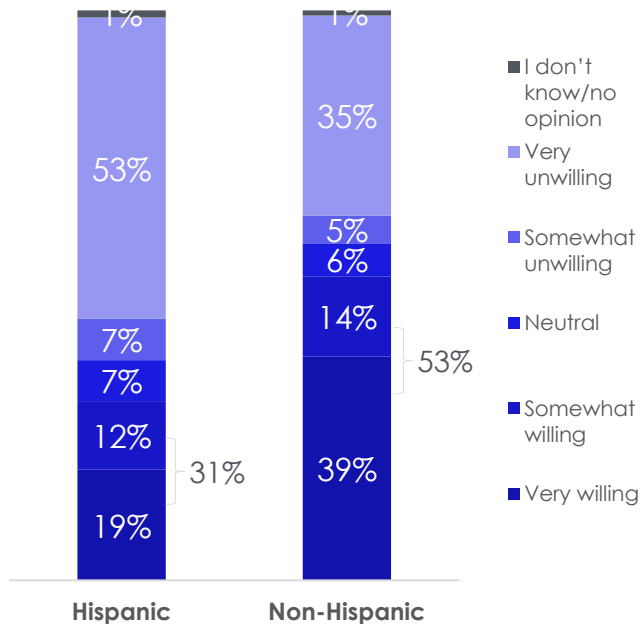


Voting Biden: Favor Biden or Oppose Trump

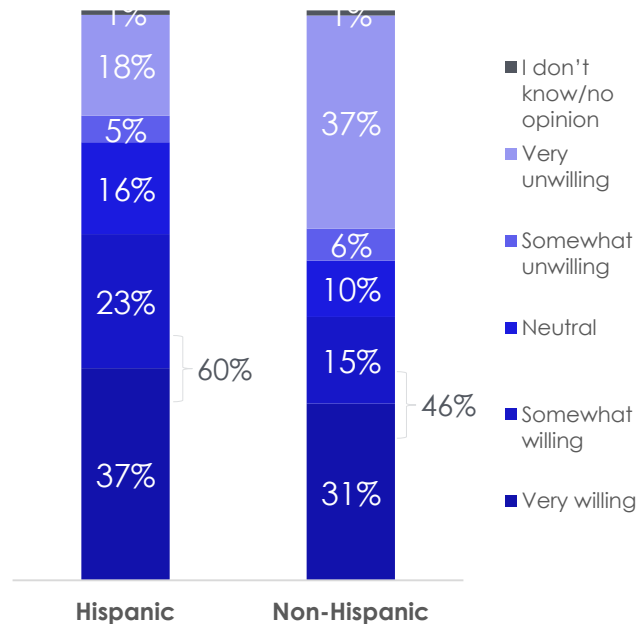


-31% HISPANICS, 53% NON-HISPANICS SOMEWHAT/VERY WILLING TO VOTE FOR TRUMP
-60% HISPANICS, 46% NON-HISPANICS SOMEWHAT/VERY WILLING TO VOTE FOR BIDEN

Willingness to Vote for Trump

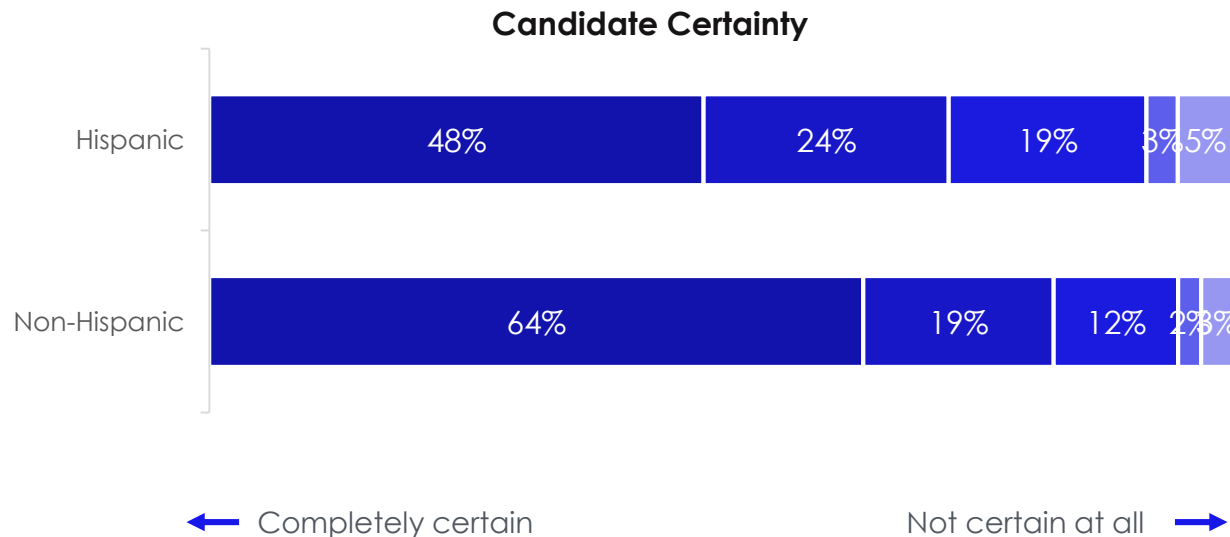


Willingness to Vote for Biden



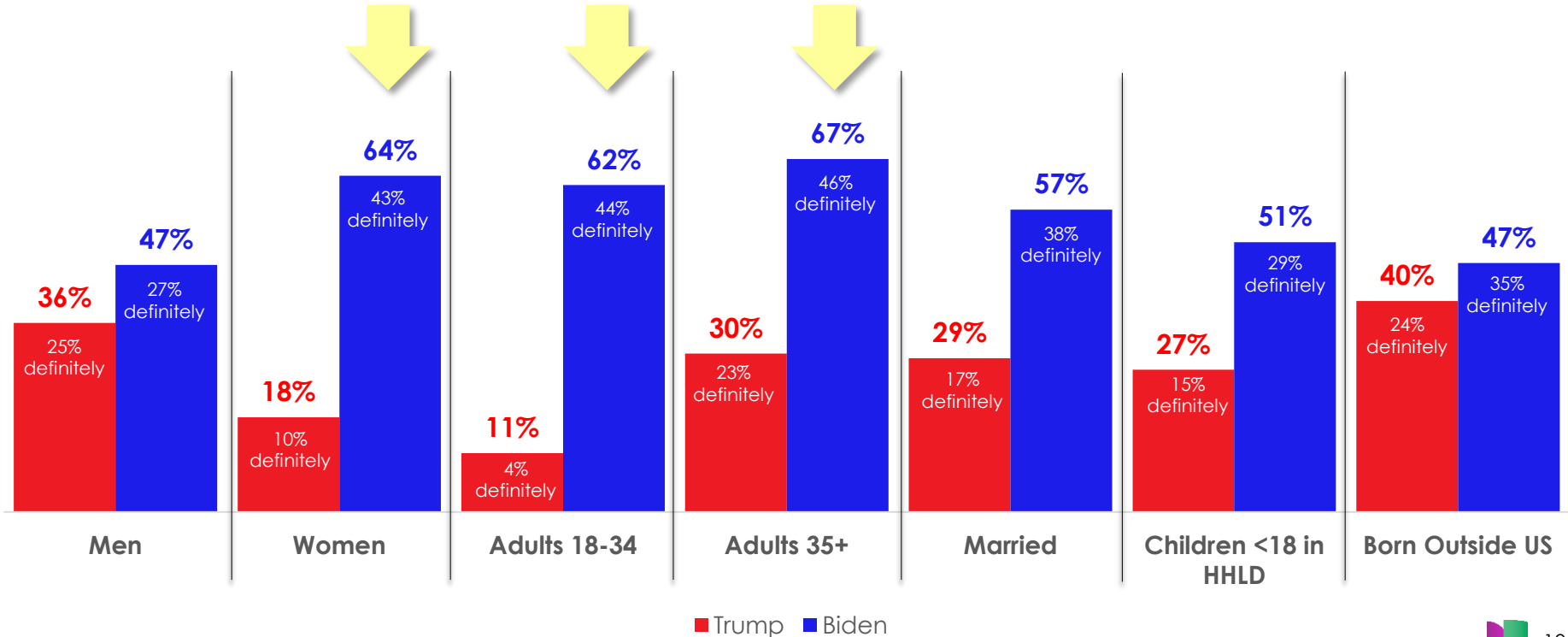
HISPANICS MUCH LESS CERTAIN OF PRESIDENTIAL CANDIDATE CHOICE THAN NON-HISPANICS

How certain are you that this is the right choice of candidate for you?



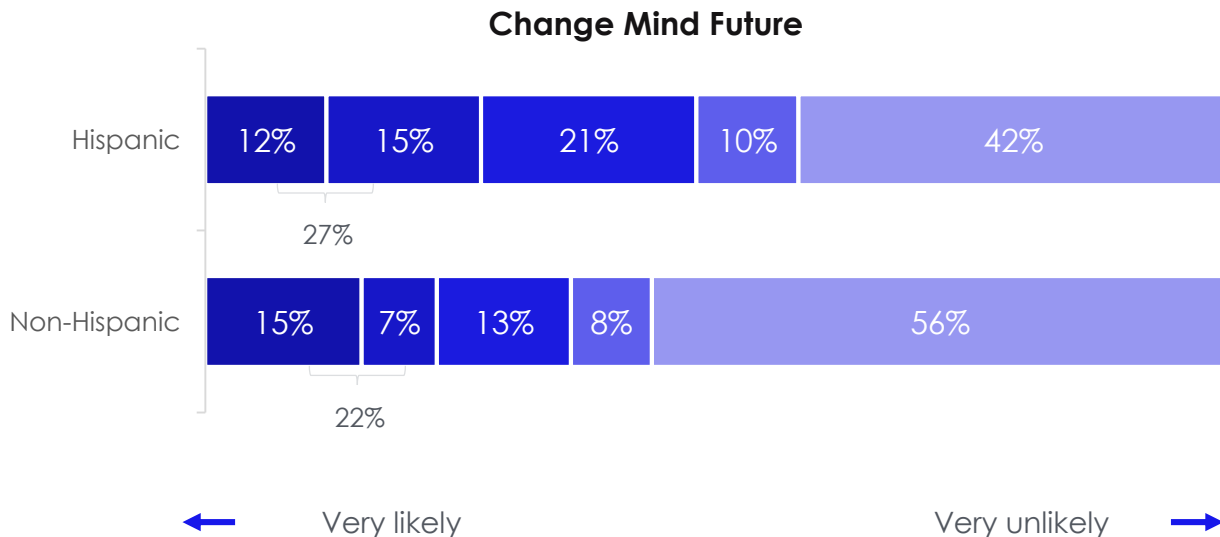
STRONGEST HISPANIC OPPORTUNITIES: TRUMP SUPPORTERS: FOREIGN BORN, MEN, ADULTS 35+ BIDEN SUPPORTERS: ADULTS 35+, WOMEN, ADULTS 18-34

Based on what you know today, do you intend to vote for President Donald Trump, Democratic nominee Joe Biden, or someone else in the coming presidential election?



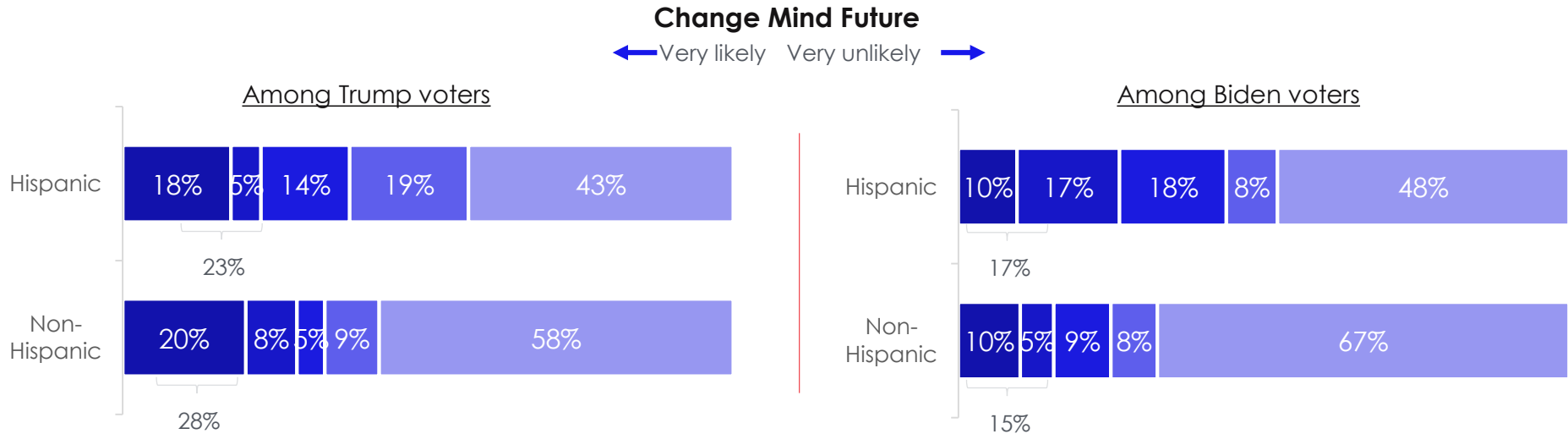
TOP TWO BOX: 27% HISPANICS, 22% NON-HISPANICS LIKELY TO CHANGE THEIR MIND IN THE FUTURE ABOUT WHO THEY WILL VOTE FOR IN PRESIDENTIAL ELECTION

How likely or unlikely are you to change your mind in the future about who you will vote for in the 2020 Presidential election?



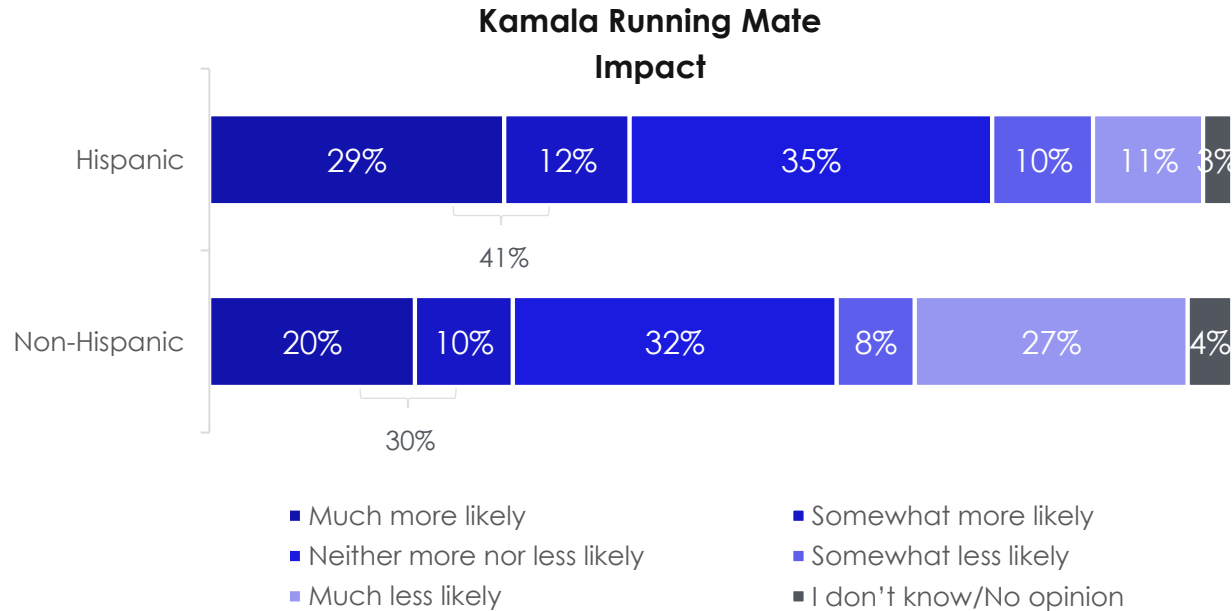
-AMONG TRUMP VOTERS, 23% OF HISPANICS, 28% NON-HISPANICS LIKELY TO CHANGE THEIR MIND ABOUT WHO THEY WILL VOTE FOR
-AMONG BIDEN VOTERS, 17% OF HISPANICS, 15% NON-HISPANICS LIKELY TO CHANGE THEIR MIND

How likely or unlikely are you to change your mind in the future about who you will vote for in the 2020 Presidential election?



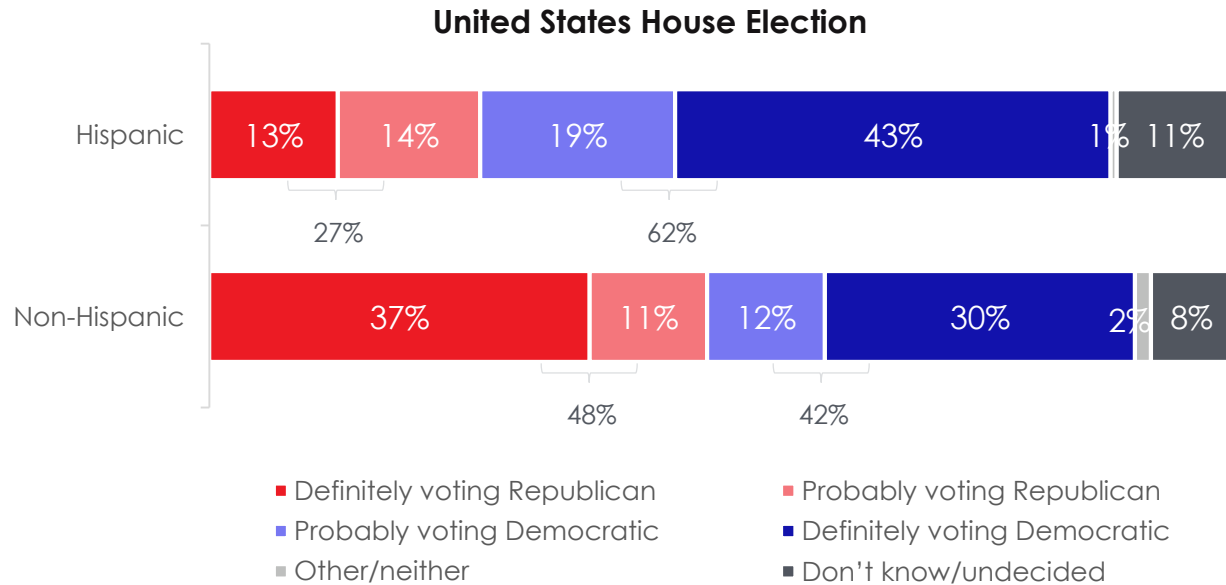
IMPACT OF KAMALA HARRIS TOP TWO BOX: 41% HISPANICS, 30% NON-HISPANICS MORE LIKELY TO VOTE FOR BIDEN

Joe Biden recently selected Kamala Harris to be his Vice Presidential running mate. Does the selection of Harris make you more or less likely to vote for Joe Biden for President?



HOUSE ELECTION PARTY VOTING INTENT TOP TWO BOX:
-HISPANICS 62% DEMOCRATIC, 27% REPUBLICAN
-NON-HISPANICS 42% DEMOCRATIC, 48% REPUBLICAN
-11% HISPANICS, 8% NON-HISPANICS DON'T KNOW/UNDECIDED

If the election for the United States House of Representatives were held today, which party's candidate would you vote for?

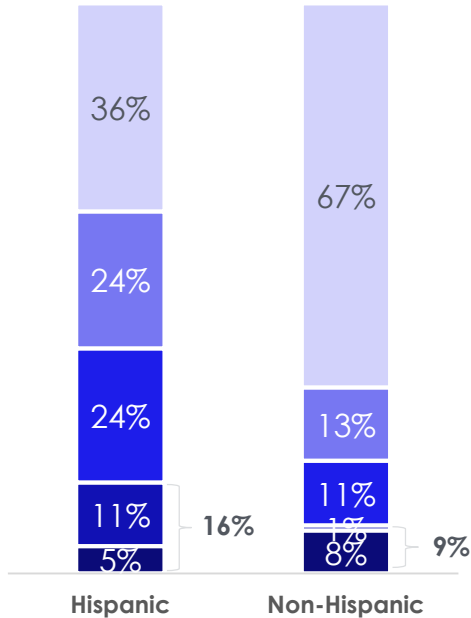


LIKELIHOOD TO VOTE FOR OTHER PARTY TOP TWO BOX:

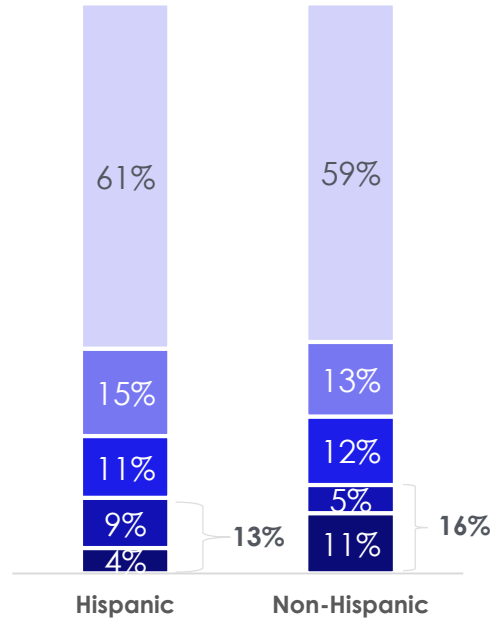
-AMONG REGISTERED REPUBLICANS: 16% HISPANICS, 9% NON-HISPANICS LIKELY TO VOTE FOR DEM CANDIDATE

-AMONG REGISTERED DEMOCRATS: 13% HISPANICS, 16% NON-HISPANICS LIKELY TO VOTE FOR REPUBLICAN CANDIDATE

Likelihood to Vote for Democratic Candidate
Among Republican Voters



Likelihood to Vote for Republican Candidate
Among Democratic Voters



- Very unlikely
- Somewhat unlikely
- Neither likely nor unlikely
- Somewhat likely
- Very likely

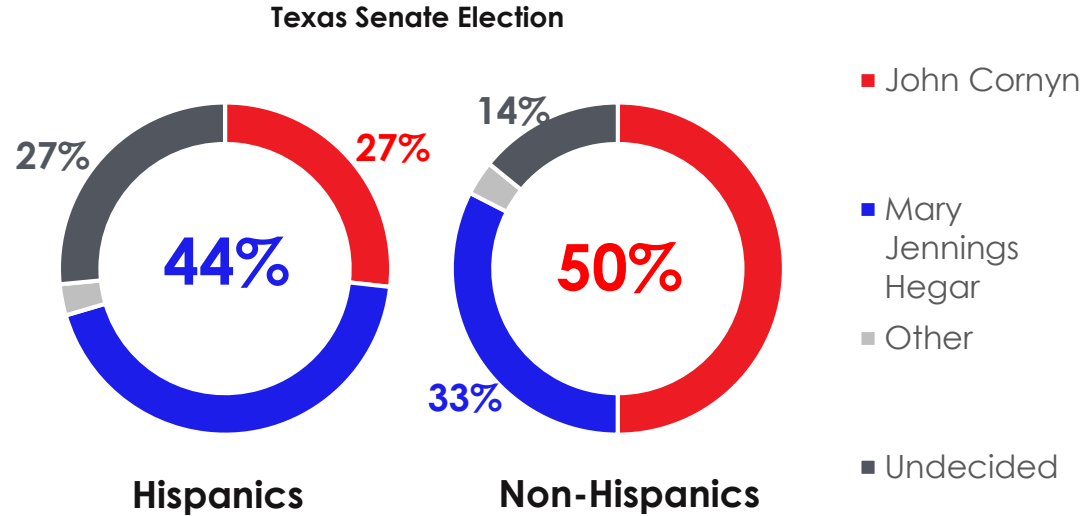
SENATE RACE:

-AMONG HISPANICS, 44% WOULD VOTE HEGAR, 27% CORNYN

-AMONG NON-HISPANICS, 33% WOULD VOTE HEGAR, 50% CORNYN

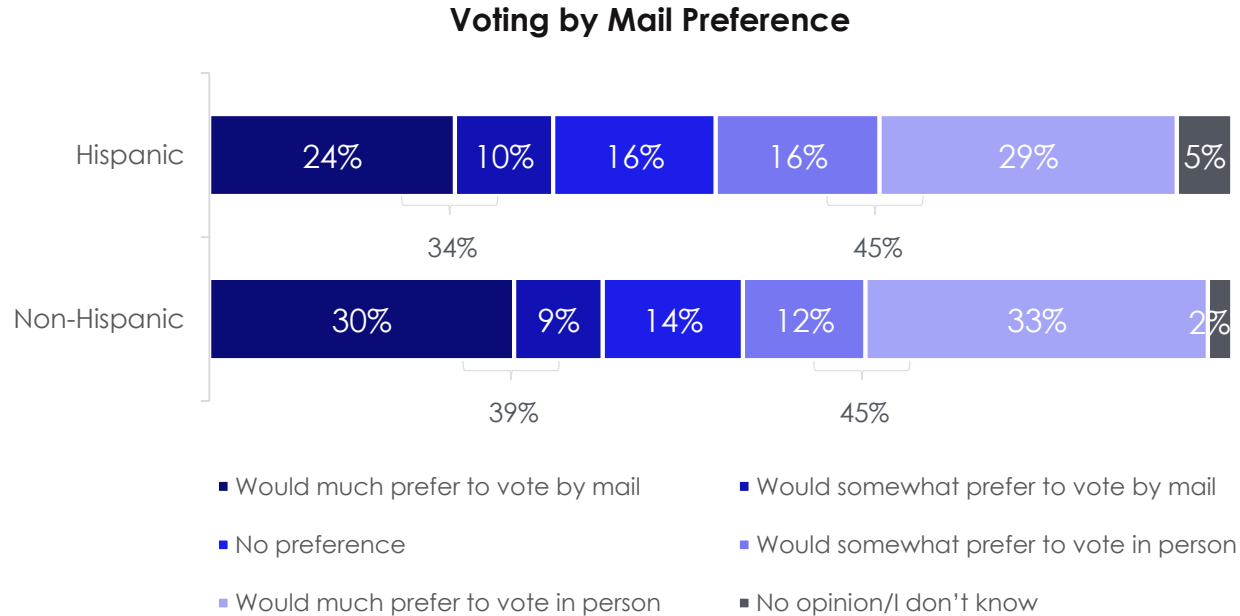
-UP FOR GRABS: 27% HISPANICS, 14% NON-HISPANICS UNDECIDED

If the election for the United States Senate were held today, would you vote for current senator John Cornyn, the Republican, or Mary Jennings Hegar, the Democrat?



LESS THAN 40% OF RESPONDENTS MUCH/SOMEWHAT PREFER TO VOTE BY MAIL IN 2020 PRESIDENTIAL ELECTION; 45% STILL PREFER TO VOTE IN PERSON

Would you prefer to vote by mail, if it is available, or in person in the 2020 Presidential Election?



-OVER 50% OF RESPONDENTS SAY VOTING BY MAIL IS EASIER TO DO THAN VOTING IN PERSON (HIGHER AMONG NON-HISPANICS)

-41% HISPANICS, 53% NON-HISPANICS FEEL COMFORTABLE DOING SO

-OVER 50% VOTERS AGREE VOTING BY MAIL IS MORE PRONE TO ABUSE AND FRAUD AND INCREASES CHANCE THAT VOTE WON'T BE COUNTED

-ALL DISAGREE THAT STATE AND LOCAL GOVERNMENTS SHOULD MAIL BALLOTS TO EVERYONE ON THE VOTER LIST EVEN IF SOME OF THE ADDRESSES ARE NOT UP TO DATE OR SOME OF THE PEOPLE ON THE LIST NO LONGER LIVE IN THE JURISDICTION COVERED BY THE VOTER LIST (GREATER DISAGREE AMONG NON-HISPANICS)

How much do you agree or disagree with each of the following statements? [Mail-In Voting]

Statement	Hispanic		Non-Hispanic	
	Agree	Disagree	Agree	Disagree
Voting by mail is more prone to abuse and fraud than voting in person	54%	23%	57%	25%
Voting by mail increases the chance that my vote will not be counted	52%	20%	59%	22%
You should have to request a mail-in ballot from your state or local government in order to be able to vote by mail.	50%	15%	61%	15%
Voting by mail is easier to do than voting in person	50%	20%	63%	16%
My State and local governments should mail ballots to everyone on the voter list even if they aren't requested.	42%	28%	39%	41%
I feel comfortable voting by mail	41%	27%	53%	34%
My State and local governments should mail ballots to everyone on the voter list even if some of the addresses are not up to date or some of the people on the list no longer live in the jurisdiction covered by the voter list.	26%	35%	28%	49%

5 pt Scale: Agree = 4,5, Disagree = 1,2, Neutral = 3 (not reported), No opinion = 0 (Not reported)

Agree and Disagree above will not sum to 100%

Among registered voters 18+

Source: Univision political tracker in collaboration with Media Predict as of September 2020



NET FAV/JOB APPROVAL

NET FAV:

**-AMONG HISPANICS: HEGAR, DEMOCRATIC PARTY, BIDEN/BLACK LIVES MATTER HIGHEST;
REPUBLICAN PARTY LOWEST**

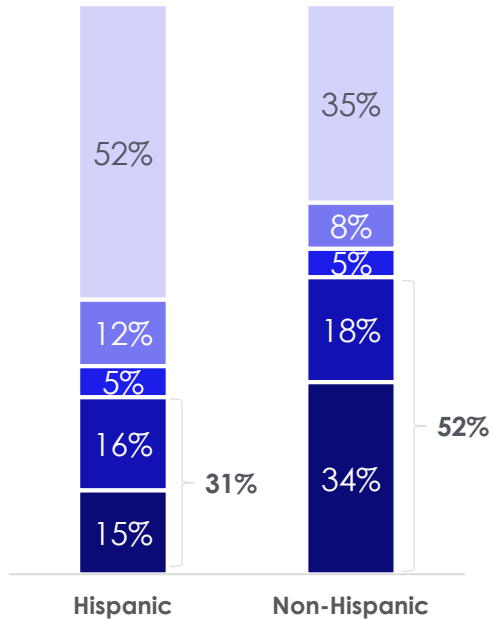
-AMONG NON-HISPANICS: ABBOTT, CORNYN, REPUBLICAN PARTY HIGHEST; SCHUMER LOWEST

For each candidate listed below, please indicate if you have a favorable or unfavorable opinion of them.

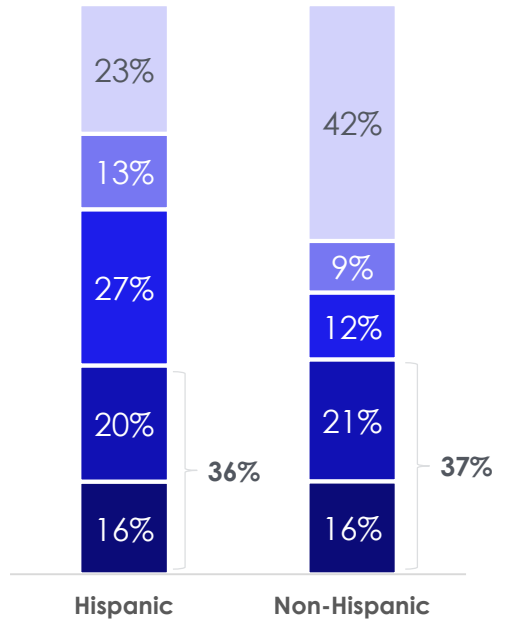
	Hispanic	Non-Hispanic
	<small>Sept 2020</small>	<small>Sept 2020</small>
Mary Jennings Hegar	45%	13%
The Democratic Party	36%	-1%
Joe Biden	33%	-1%
Black Lives Matter	33%	8%
Kamala Harris	21%	1%
Nancy Pelosi	12%	-8%
John Cornyn	6%	23%
Chuck Schumer	4%	-12%
Greg Abbott	4%	26%
Mitch McConnell	-12%	6%
Mike Pence	-22%	16%
Donald Trump	-24%	8%
The Republican Party	-26%	17%

JOB APPROVAL TOP TWO BOX:
TRUMP: HISPANICS 31%, NON-HISPANICS 52%
PELOSI: HISPANICS 36%, NON-HISPANICS 37%
MCCONNELL: HISPANICS 20%, NON-HISPANICS 39%

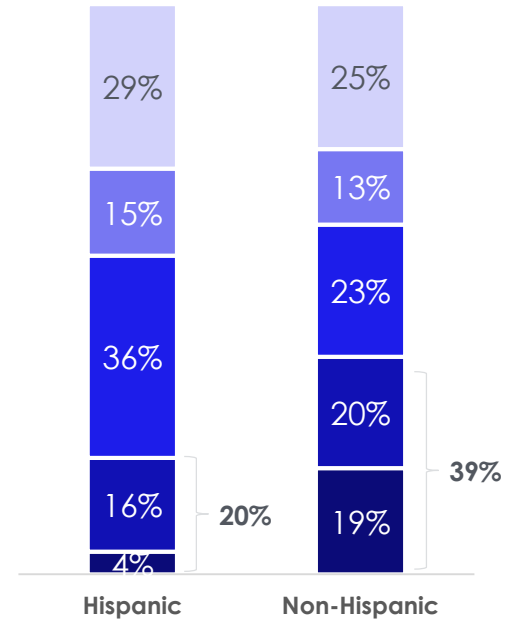
Donald Trump Job Approval



Nancy Pelosi Job Approval



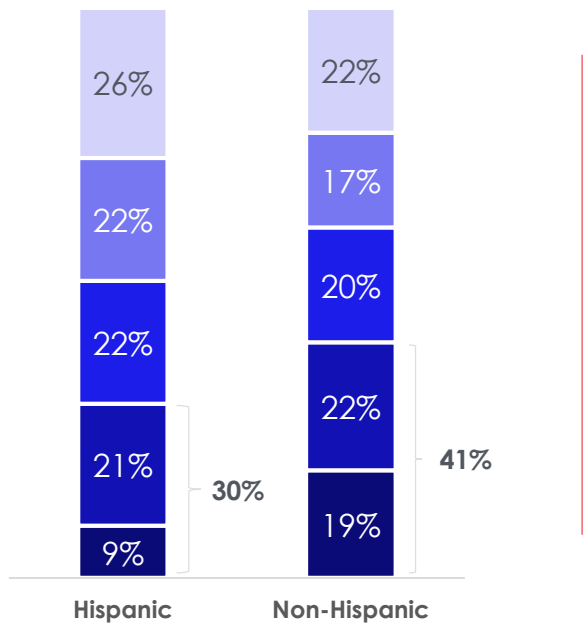
Mitch McConnell Job Approval



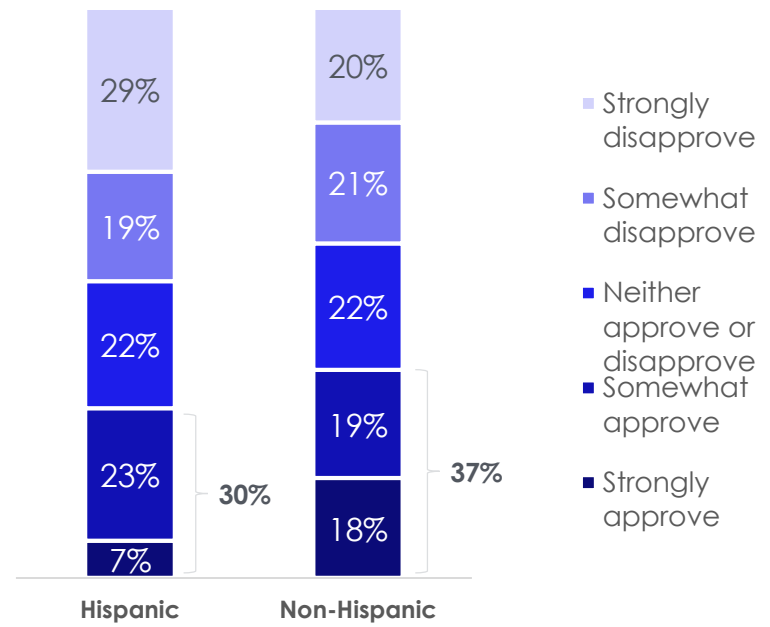
- Strongly disapprove
- Somewhat disapprove
- Neither approve or disapprove
- Somewhat approve
- Strongly approve

JOB APPROVAL TOP TWO BOX: HOUSE: 30% HISPANICS, 41% NON-HISPANICS SENATE: 30% HISPANICS, 37% NON-HISPANICS

U.S. House of Representatives Job Approval



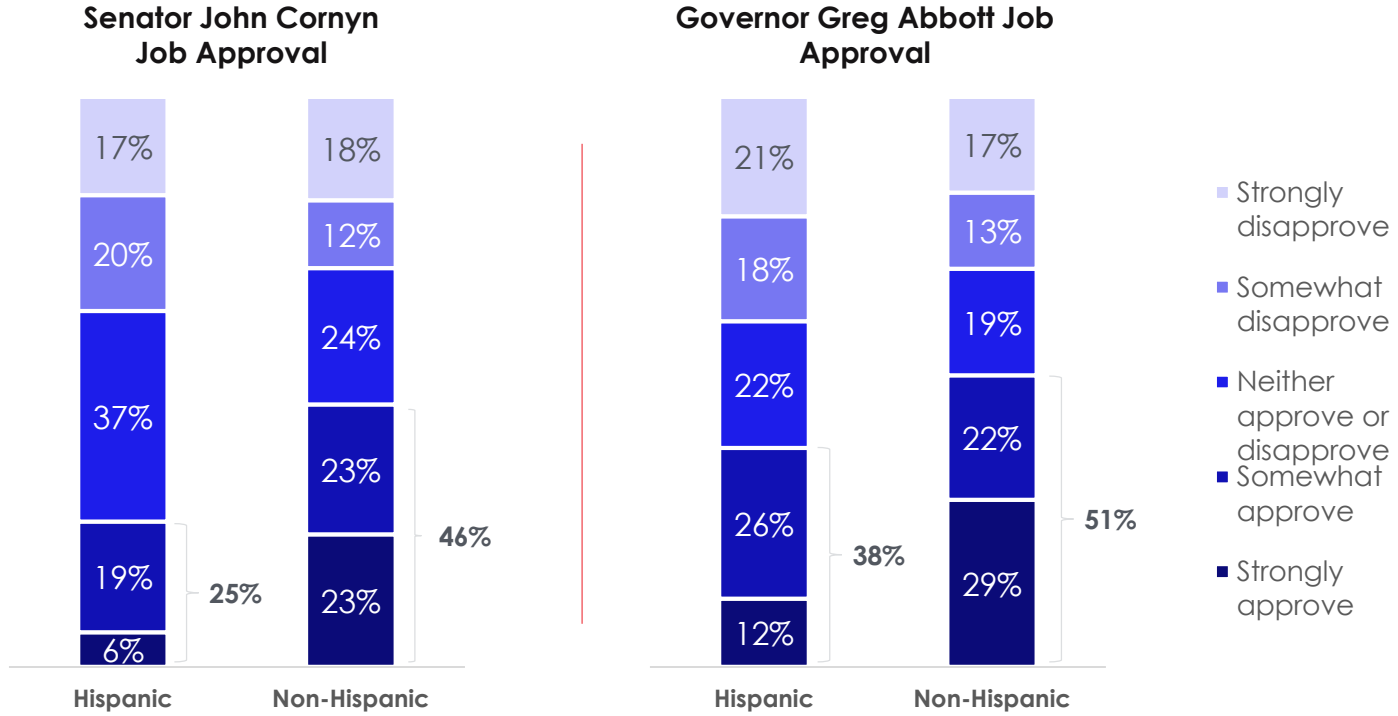
U.S. Senate Job Approval



- Strongly disapprove
- Somewhat disapprove
- Neither approve or disapprove
- Somewhat approve
- Strongly approve

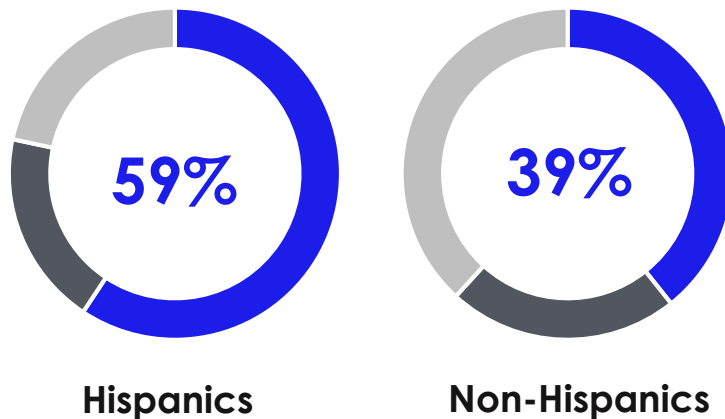
Among registered voters 18+
Source: Univision political tracker in collaboration with Media Predict as of September 2020

JOB APPROVAL TOP TWO BOX: CORNYN: 25% HISPANICS, 46% NON-HISPANICS ABBOTT: 38% HISPANICS, 51% NON-HISPANICS



59% HISPANICS, 39% NON-HISPANICS DON'T SUPPORT TRUMP'S POLICIES OR LEADERSHIP STYLE

Trump Policy and Style Opinion



- I don't support Donald Trump's policies or leadership style
- I support Donald Trump's policies but dislike his leadership style
- I support Donald Trump's policies and like his leadership style

THE ISSUES

TOP ISSUES AMONG ALL RESPONDENTS: HEALTHCARE, CORONAVIRUS, ECONOMY/JOB, IMPACT OF CORONAVIRUS ON ECONOMY RACE RELATIONS OF GREATER IMPORTANCE TO HISPANICS

How important are each of the following issues to you?

Issue Importance TopBox

	Hispanic (Top Box)	Non- Hispanic (Top Box)		Hispanic (Top Box)	Non- Hispanic (Top Box)
Healthcare	69%	65%	National security / Terrorism	48%	61%
Coronavirus / COVID - 19	68%	69%	Climate Change	48%	40%
Economy / Jobs	66%	71%	Immigration reform	47%	43%
Impact of the coronavirus on the economy	65%	71%	Police Reform	47%	40%
Cost of Living	60%	62%	The National Debt	44%	47%
Education	58%	57%	Second amendment rights	43%	47%
Crime and public safety	57%	65%	Military / Veterans	41%	52%
Race Relations	57%	43%	Social issues like abortion or LGBTQ rights	39%	32%
Social Security / Medicare	53%	66%	Infrastructure investment	35%	38%
Entitlements / social services reform (Medicare, Welfare, etc.)	51%	51%	Border security	35%	51%
Gun control	49%	43%	Foreign Policy/International Trade	33%	38%
Taxes	48%	57%			

KEY ISSUES FOR LIKELY TRUMP VOTERS: ECONOMY/JOB, HEALTHCARE, BORDER SECURITY

KEY ISSUES FOR LIKELY BIDEN VOTERS: CORONAVIRUS, HEALTHCARE, IMPACT OF CORONAVIRUS ON ECONOMY

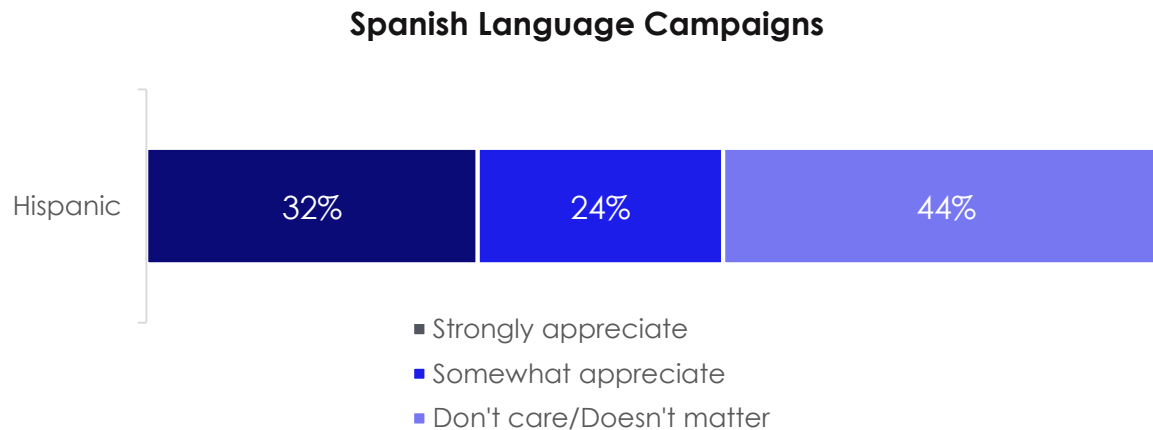
Top 10 issues among definitely/probably <u>Trump</u> voters	% Hispanic Top Box
Economy/Jobs	69%
Healthcare	55%
Border Security	52%
Crime and public safety	50%
Impact of the coronavirus on the economy	49%
Coronavirus/COVID-19	48%
National Security/Terrorism	45%
Second Amendment Rights	45%
Cost of Living	45%
Education	42%

Top 10 issues among definitely/probably <u>Biden</u> voters	% Hispanic Top Box
Coronavirus/COVID-19	79%
Healthcare	76%
Impact of the coronavirus on the economy	73%
Race Relations	71%
Cost of Living	66%
Economy/Jobs	64%
Education	61%
Social Security/Medicare	60%
Crime and public safety	58%
Gun Control	57%

THE IMPORTANCE OF SPANISH LANGUAGE

ALMOST 60% OF HISPANICS STRONGLY/SOMEWHAT APPRECIATE CANDIDATES WHO ADVERTISE IN SPANISH

When you follow a political campaign for President, Congress, Senate or Governor, do you appreciate when candidates advertise in Spanish in trying to win your vote?



**COMMUNICATING IN SPANISH:
-58% OF HISPANICS AGREE POLITICAL PARTIES/CANDIDATES WHO ADVERTISE IN
SPANISH WANT THEIR VOTE
-51% AGREE IT SHOWS THEM CANDIDATES ARE TRULY INTERESTED IN HISPANICS AND
THEIR COMMUNITY**

How much do you agree or disagree with each of the following statements? *[Spanish Language Campaigns]*

Statement	Hispanic	
	Agree	Disagree
Political parties and candidates who advertise in Spanish are showing me they want my vote.	58%	7%
When a political party or candidate communicates with me in Spanish, it suggests that they are truly interested in Hispanics and our community.	51%	16%

5 pt Scale: Agree = 4,5, Disagree = 1,2, Neutral = 3 (not reported), No opinion = 0 (Not reported)

Agree and Disagree above will not sum to 100%

Among registered voters 18+

Source: Univision political tracker in collaboration with Media Predict as of September 2020



CORONAVIRUS

-HANDLING APPROVAL

-EFFECTS ON JOBS

-SCHOOL REOPENING

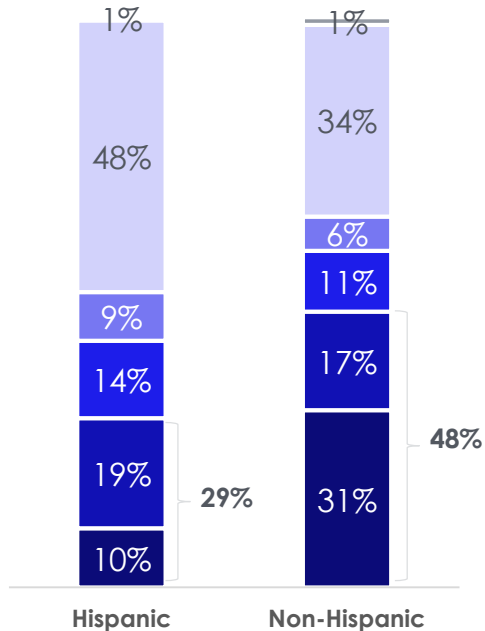
APPROVE TRUMP HANDLING OF CORONAVIRUS TOP TWO BOX:

-HISPANICS 29%, NON-HISPANICS 48%

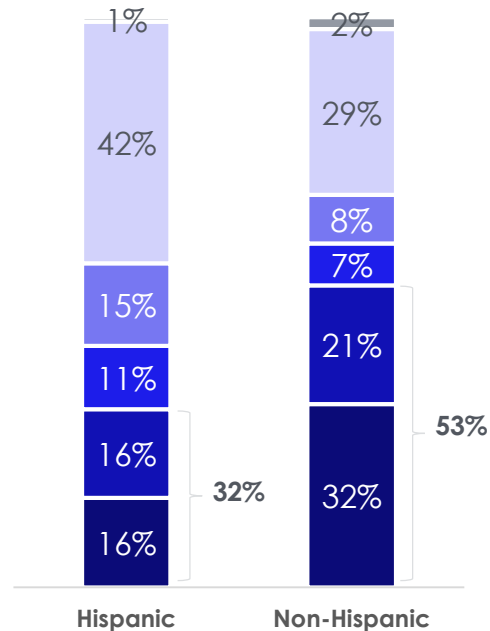
APPROVE TRUMP HANDLING ECONOMIC IMPACT OF CORONAVIRUS TOP TWO BOX:

-HISPANICS 32%, NON-HISPANICS 53%

Trump Handling of Coronavirus



Trump Handling of Economic Impact of Coronavirus



- I don't know/No opinion
- Strongly disapprove
- Somewhat disapprove
- Neither approve nor disapprove
- Somewhat approve
- Strongly approve

APPROVE CONGRESS HANDLING OF CORONAVIRUS TOP TWO BOX:

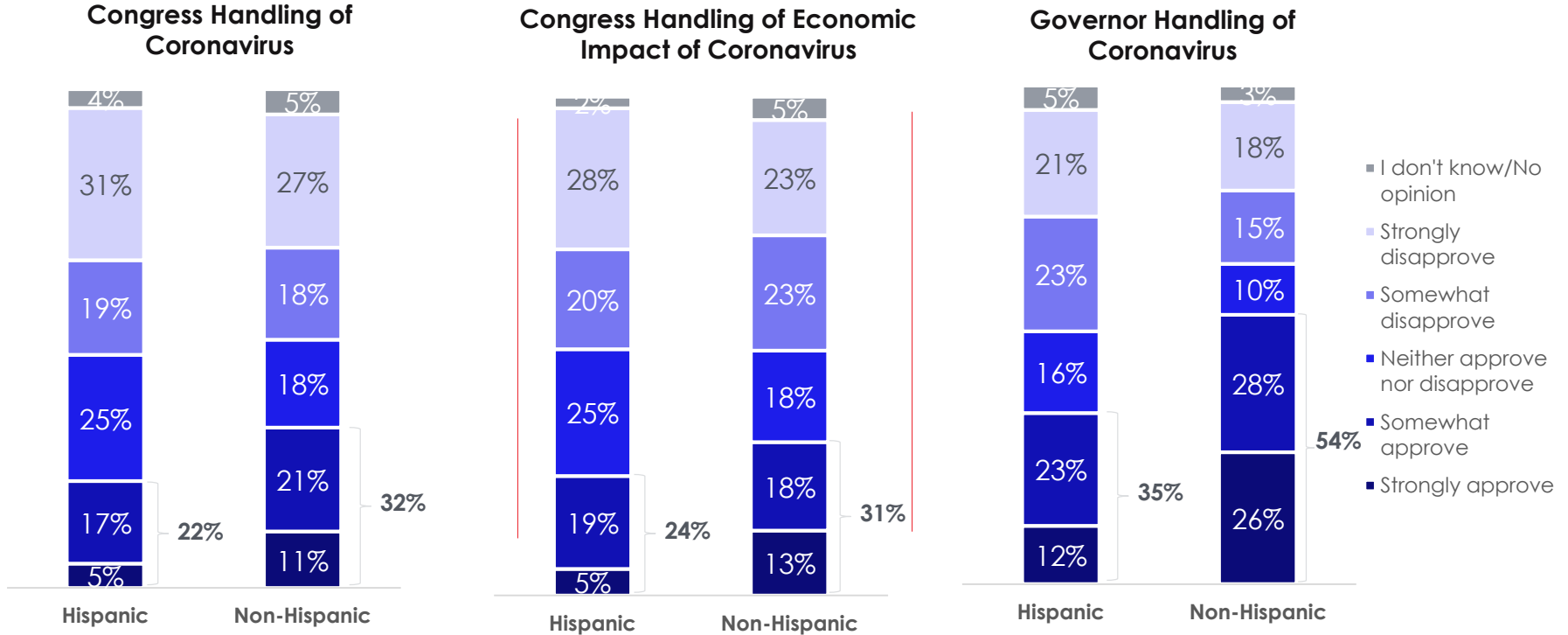
-HISPANICS 22%, NON-HISPANICS 32%

APPROVE CONGRESS HANDLING OF ECONOMIC IMPACT CORONAVIRUS TOP TWO BOX:

HISPANICS 24%, NON-HISPANICS 31%

APPROVE GOVERNOR HANDLING OF CORONAVIRUS TOP TWO BOX:

-HISPANICS 35%, NON-HISPANICS 54%



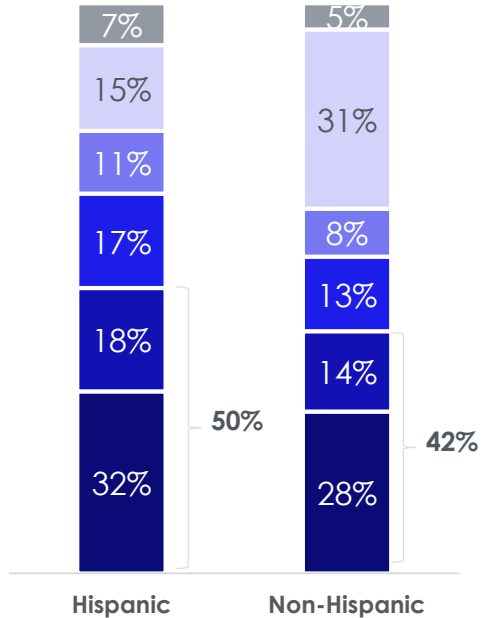
BIDEN HANDLING OF CORONAVIRUS WOULD BE BETTER TOP TWO BOX:

-HISPANICS 50%, NON-HISPANICS 42%

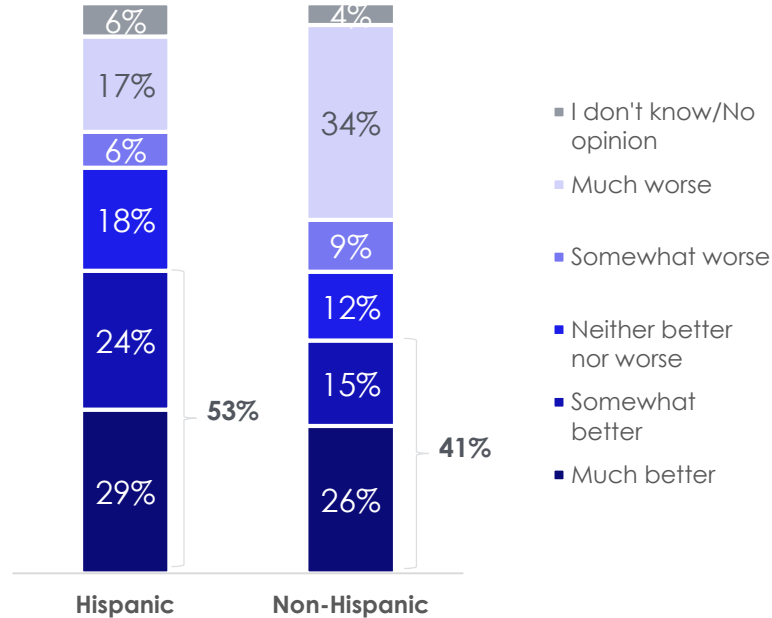
BIDEN HANDLING OF ECONOMIC IMPACT OF CORONAVIRUS WOULD BE BETTER TOP TWO BOX:

-HISPANICS 53%, NON-HISPANICS 41%

**Biden Handling of Coronavirus –
Better or Worse**



**Biden Handling of Economic
Impact of Coronavirus – Better or
Worse**



- I don't know/No opinion
- Much worse
- Somewhat worse
- Neither better nor worse
- Somewhat better
- Much better

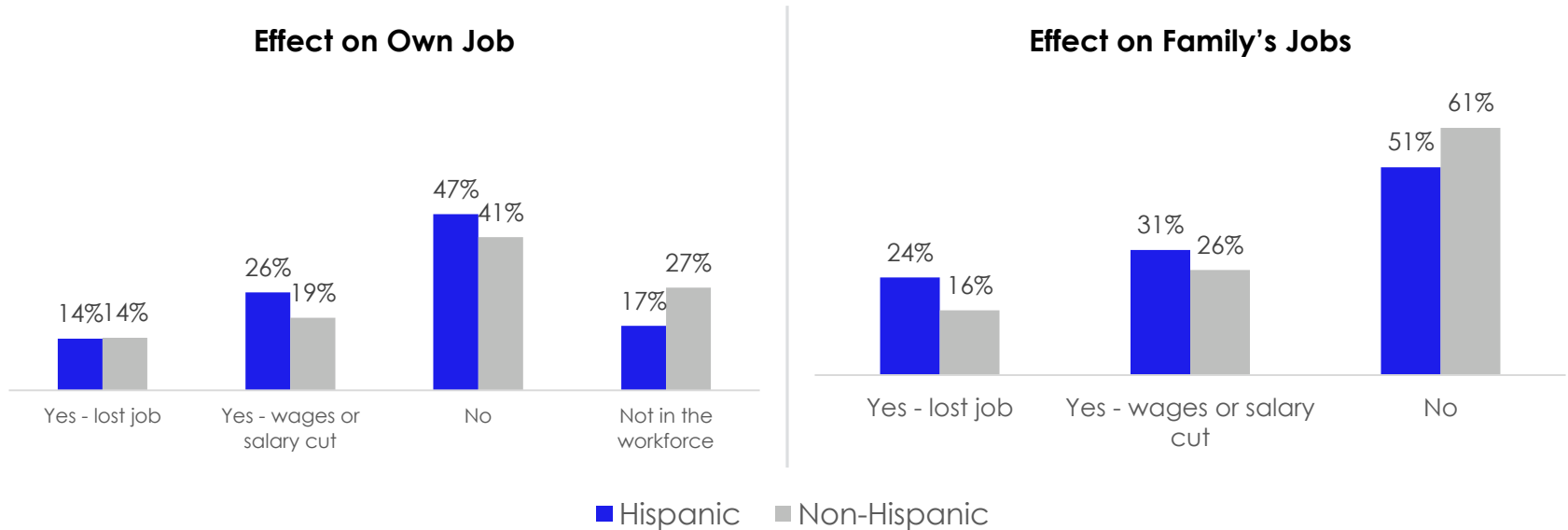
CORONAVIRUS EFFECT ON JOB:

-HIGHER % OF HISPANICS HAVE SEEN WAGES/SALARY CUT THAN NON-HISPANICS, SAME % AS NON-HISPANICS HAVE LOST JOB

-HIGHER % OF HISPANICS HAVE SEEN SOMEONE IN FAMILY LOSE JOB OR HAD WAGES/SALARY CUT THAN NON-HISPANICS

Have you lost your job or have your wages or salary been cut because of the coronavirus?

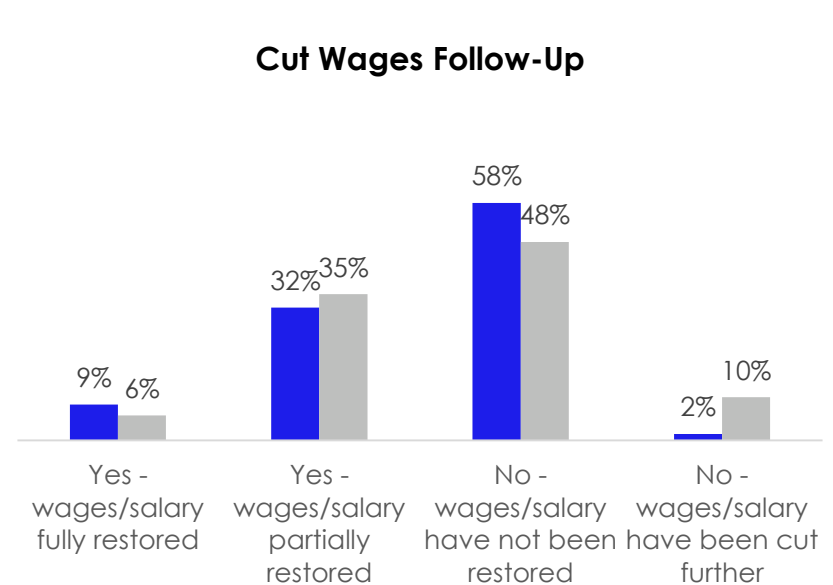
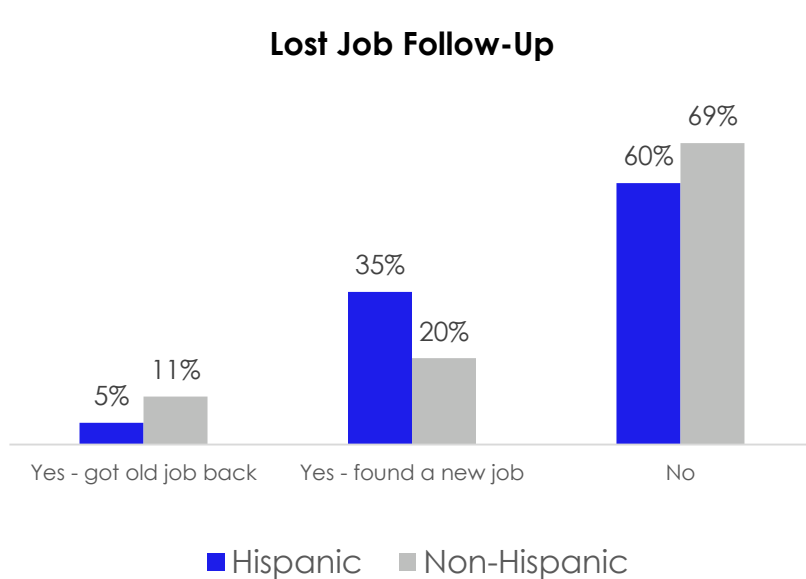
Besides you, has anyone in your family lost their job or have your wages or salary been cut because of the coronavirus?



-AMONG THOSE WHO LOST JOB, 60% HISPANICS, 69% NON-HISPANICS HAVE NOT GOTTEN JOB BACK/FOUND NEW ONE; HISPANICS MORE LIKELY TO HAVE FOUND A NEW ONE
-AMONG THOSE WHO HAD WAGES CUT, ABOUT 60% HISPANICS, 50% NON-HISPANICS HAVE NOT HAD WAGES RESTORED

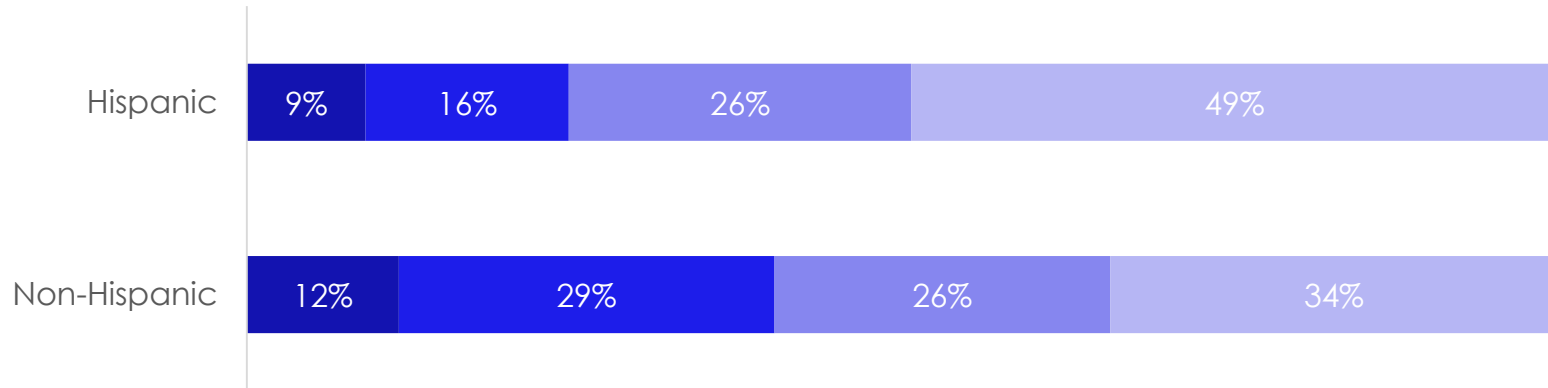
You answered that you had lost your job due to the coronavirus, have you since gotten your job back or found a new one?

You answered that you had your wages or salary cut due to the coronavirus, have you since had your wages/salary restored?



-49% OF HISPANICS, 34% NON-HISPANICS AGREE THAT SCHOOLS SHOULD NOT PHYSICALLY RE-OPEN THIS FALL, CONTINUE TO DO ONLINE EDUCATION ONLY
-26% RESPONDENTS AGREE WITH “HYBRID” OPTION, SPLIT BETWEEN IN-PERSON AND ONLINE EDUCATION

Which of the following statements do you agree with most?



- Schools should physically open in the fall and operate as they have before the coronavirus
- Schools should physically open in the fall but only with adjustments to protect against the coronavirus
- Schools should open this fall with a “hybrid” option where students split their time between in-person and on-line education (i.e. half the students are physically at school at any time and the other half are on-line)
- Schools should not physically open in the fall and we should continue to do on-line education only

COVID-19/ECONOMY STATEMENTS

- MAJORITY RESPONDENTS AGREE ECONOMY WILL GET WORSE IF COVID CASES RISE, ARE VERY WORRIED ABOUT WHAT IS HAPPENING TO THE ECONOMY
- 70% HISPANICS, 60% NON-HISPANICS HAVE ALREADY CUT BACK SPENDING SIGNIFICANTLY (HIGHER AMONG HISPANICS)
- OVER 55% RESPONDENTS EXPECT PERSONAL ECONOMIC SITUATION TO GET BETTER IN NEXT FEW YEARS
- OVER 50% RESPONDENTS AGREE THE IMPACT OF THE CORONAVIRUS HAS HURT MY PERSONAL ECONOMIC SITUATION SIGNIFICANTLY ALREADY

How much do you agree or disagree with each of the following statements? [Coronavirus crisis and the economy – 1 of 3]

Statement	Hispanic		Non-Hispanic	
	Agree	Disagree	Agree	Disagree
I am very worried about what is happening to the economy	74%	5%	81%	8%
I believe the economy will get worse if COVID cases rise	74%	7%	74%	8%
I have already cut back my spending significantly in reaction to the coronavirus	70%	12%	61%	19%
I expect my personal economic situation to get better in the next few years	61%	8%	56%	16%
The impact of the coronavirus has hurt my personal economic situation significantly already	53%	19%	50%	30%
I expect that the coronavirus will hurt my personal economic situation significantly	50%	18%	48%	26%
I expect that my spending will return to pre-coronavirus levels once the economy reopens	49%	21%	48%	22%

5 pt Scale: Agree = 4,5, Disagree = 1,2, Neutral = 3 (not reported), No opinion = 0 (Not reported)

Agree and Disagree above will not sum to 100%

Among registered voters 18+

Source: Univision political tracker in collaboration with Media Predict as of September 2020



- ABOUT 50% RESPONDENTS BELIEVE THAT THE ECONOMY WILL BOUNCE BACK AS SOON AS THE RESTRICTIONS RELATED TO CORONAVIRUS ARE LIFTED (HIGHER AMONG NON-HISPANICS)
- ABOUT 40% RESPONDENTS ARE MORE CONFIDENT ABOUT THEIR PERSONAL ECONOMIC SITUATION THAN IN THE FIRST FEW MONTHS OF THE CORONAVIRUS PANDEMIC; EXPECT THAT THEIR INCOME AND SPENDING LEVELS WILL RETURN TO PRE-CORONAVIRUS LEVELS ONCE THE ECONOMY REOPENS
- HISPANICS GREATER AGREEMENT: I AM WORRIED ABOUT MAKING OTHER PAYMENTS LIKE PHONE, CREDIT CARD AND CAR PARENTS OVER THE NEXT FEW MONTHS AND I AM WORRIED ABOUT MAKING MORTGAGE/RENT PAYMENTS OVER THE NEXT FEW MONTHS

How much do you agree or disagree with each of the following statements? [Coronavirus crisis and the economy – 2 of 3]

Statement	Hispanic		Non-Hispanic	
	Agree	Disagree	Agree	Disagree
I am worried about making other payments, like phone, credit card, and car payments, over the next few months	49%	25%	42%	40%
The economic problems caused by the lockdown of the country will hurt more people than the coronavirus	47%	21%	62%	17%
I believe that the economy will bounce back as soon as the restrictions related to coronavirus are lifted	46%	30%	57%	29%
I expect that my income will return to pre-coronavirus levels once the economy reopens	44%	16%	43%	16%
I am worried about making my mortgage/rent payment over the next few months	44%	29%	38%	42%
I am more confident about my personal economic situation than I was in the first few months of the coronavirus pandemic	42%	26%	46%	24%
I am more worried about the economy than I am about the coronavirus	41%	38%	48%	31%

5 pt Scale: Agree = 4,5, Disagree = 1,2, Neutral = 3 (not reported), No opinion = 0 (Not reported)

Agree and Disagree above will not sum to 100%

Among registered voters 18+

Source: Univision political tracker in collaboration with Media Predict as of September 2020



40% OF HISPANCS BELIEVE THEIR WAGES/SALARY WILL BE CUT SOMETIME IN THE NEXT FEW MONTHS

RESPONDENTS DISAGREE:

- THE HEALTH RISK OF THE CORONAVIRUS IS OVERBLOWN
- I HAVE STARTED TO SPEND MORE THAN IN FIRST FEW MONTHS OF PANDEMIC
- I BELIEVE I WILL LOSE MY JOB SOMETIME IN THE NEXT FEW MONTHS

How much do you agree or disagree with each of the following statements? [Coronavirus crisis and the economy – 3 of 3]

Statement	Hispanic		Non-Hispanic	
	Agree	Disagree	Agree	Disagree
I am confident that Social Security and Medicare benefits will be available to me when I retire, similarly to current retirees	41%	27%	48%	25%
I believe that my wages/salary will be cut sometime in the next few months	40%	24%	32%	34%
The health risk of the coronavirus is overblown	34%	45%	40%	43%
I have started to spend more than I was spending in the first few months of the coronavirus pandemic	33%	40%	31%	44%
I believe that I will lose my job sometime in the next few months	26%	34%	25%	40%

5 pt Scale: Agree = 4,5, Disagree = 1,2, Neutral = 3 (not reported), No opinion = 0 (Not reported)

Agree and Disagree above will not sum to 100%

Among registered voters 18+

Source: Univision political tracker in collaboration with Media Predict as of September 2020



HEALTHCARE

ABOUT 60% RESPONDENTS RANK BRINGING DOWN PRICE OF HEALTH INSURANCE DEDUCTIBLES, COPAYS, AND PREMIUMS AS TOP HEALTHCARE PRIORITY -AMONG HISPANICS, IMPROVING ACCESS TO HEALTHCARE SECOND IN IMPORTANCE

Other than the ongoing Coronavirus issues, which TWO of the following do you believe should be the top priorities when it comes to our nation's health care system...

Please rank the two top priorities when it comes to our nation's health care system, with 1 being the most important, and 2 being the 2nd most important.

Statement	Hispanic		Non-Hispanic	
	Selected	Rank Index	Selected	Rank Index
Bringing down the price of health insurance deductibles, copays and premiums	59%	144	62%	155
Improving access to health care	50%	137	41%	113
Lowering the price of prescription drugs	45%	108	50%	118
Ensuring that the latest drugs and treatments are available to patients	30%	71	27%	66
Dealing with the opioid/painkiller addiction epidemic	17%	40	20%	48

*The rank index is calculated by combining both how often each statement was chosen, and the ranking of each respondent's top 2 statements

- MAJORITY AGREE PEOPLE SHOULD BE REQUIRED TO MAINTAIN SOCIAL DISTANCING AND WEAR FACEMASKS UNTIL THREAT FROM CORONAVIRUS IS GONE; DRUG ABUSE IS A SERIOUS PUBLIC HEALTH ISSUE
- OVER 60% AGREE GOVERNMENT FUNDED HEALTH INSURANCE SHOULD BE AVAILABLE TO EVERYONE IN THE UNITED STATES
- 55% OF RESPONDENTS AGREE THE BEST WAY TO ADDRESS HEALTHCARE ISSUES IN THE UNITED STATES IS TO IMPROVE THE CURRENT SYSTEM, INCLUDING IMPROVING THE AFFORDABLE CARE ACT
- HISPANICS MUCH LESS LIKELY TO BE GENERALLY SATISFIED WITH HEALTHCARE COVERAGE
- ABOUT 40% RESPONDENTS AGREE THAT ABORTION SHOULD BE LEGAL ONLY IN THE FIRST TRIMESTER OF PREGNANCY

How much do you agree or disagree with each of the following statements? **[Healthcare - 1 of 2]**

Statement	Hispanic		Non-Hispanic	
	Agree	Disagree	Agree	Disagree
People should be required to maintain social distancing (i.e., stay at least 6 feet away from other people) until the threat from coronavirus is gone	80%	9%	79%	6%
Drug abuse is a serious public health issue in the United States.	78%	6%	86%	4%
People should be required to wear facemasks in public until the threat from coronavirus is gone	77%	12%	77%	12%
Government funded health insurance should be available to everyone in the United States.	68%	14%	61%	20%
The best way to address healthcare issues in the United States is to improve the current system, including improving the Affordable Care Act (also known as Obamacare).	55%	20%	55%	21%
I am generally satisfied with my healthcare coverage.	41%	26%	65%	18%
Medicare For All (that includes the elimination of all private health insurance) would not negatively impact the quality or availability of healthcare services in the United States.	40%	30%	40%	37%
Abortion should be legal only in the first trimester of pregnancy	38%	28%	42%	32%

5 pt Scale: Agree = 4.5, Disagree = 1.2, Neutral = 3 (not reported), No opinion = 0 (Not reported)

Agree and Disagree above will not sum to 100%

Among registered voters 18+

Source: Univision political tracker in collaboration with Media Predict as of September 2020



-ONE-THIRD OF RESPONDENTS BELIEVE THE GOVT SHOULD ELIMINATE ALL PRIVATE HEALTH INSURANCE AND REPLACE IT WITH A GOVT RUN PROGRAM LIKE MEDICARE
RESPONDENTS DISAGREE:

-GOVT FUNDS SHOULD BE USED TO PAY FOR ABORTIONS; ABORTION SHOULD BE AVAILABLE TO A WOMAN AT ANY TIME DURING HER PREGNANCY

-IN ORDER TO PAY FOR UNIVERSAL GOVT FUNDED HEALTH INSURANCE THE GOVT SHOULD RAISE MY TAXES

-MEDICAID AND MEDICARE ARE WORKING WELL NOW

How much do you agree or disagree with each of the following statements? [Healthcare - 2 of 2]

Statement	Hispanic		Non-Hispanic	
	Agree	Disagree	Agree	Disagree
The Government should eliminate all private health insurance and replace it with a Government-run program like Medicare.	36%	34%	33%	43%
Abortion should be available to a woman at any time during her pregnancy	34%	37%	32%	51%
Government funds should be used to pay for abortions.	30%	45%	27%	52%
In order to pay for universal government funded health insurance, the govt should raise my taxes.	26%	44%	32%	47%
Medicaid and Medicare are working well now.	26%	30%	43%	24%

5 pt Scale: Agree = 4,5, Disagree = 1,2, Neutral = 3 (not reported), No opinion = 0 (Not reported)

Agree and Disagree above will not sum to 100%

Among registered voters 18+

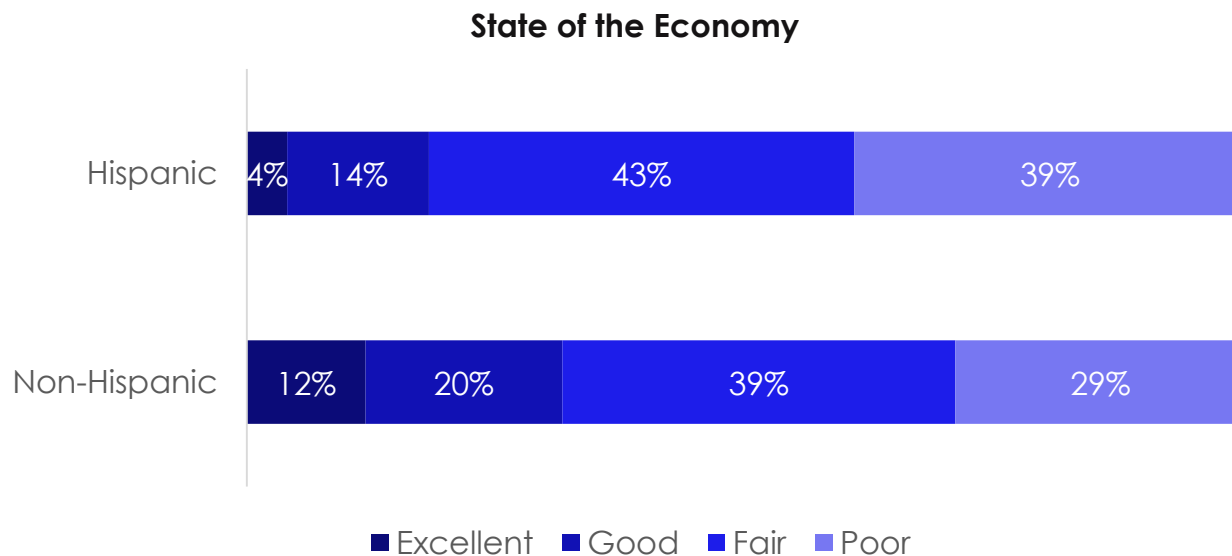
Source: Univision political tracker in collaboration with Media Predict as of September 2020



ECONOMY

4% OF HISPANICS, 12% NON-HISPANICS RATE THE ECONOMY AS EXCELLENT; 39% OF HISPANICS AND 29% NON-HISPANICS RATE IT AS POOR

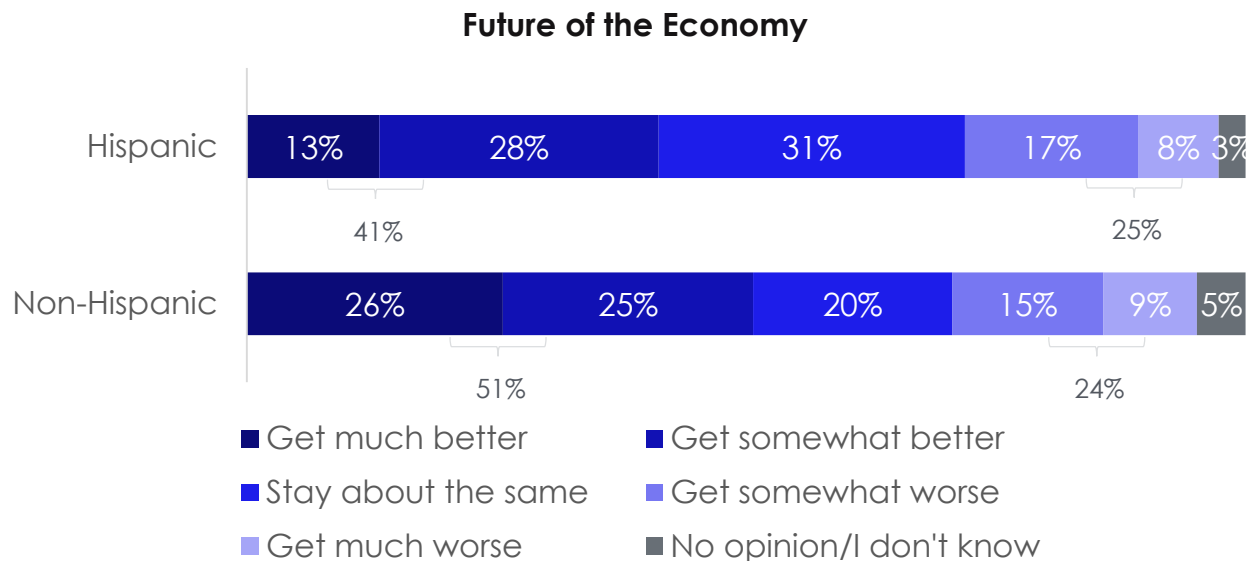
How would you rate the economy of the United States right now?



HOW WILL THE ECONOMY BE OVER NEXT FEW MONTHS?

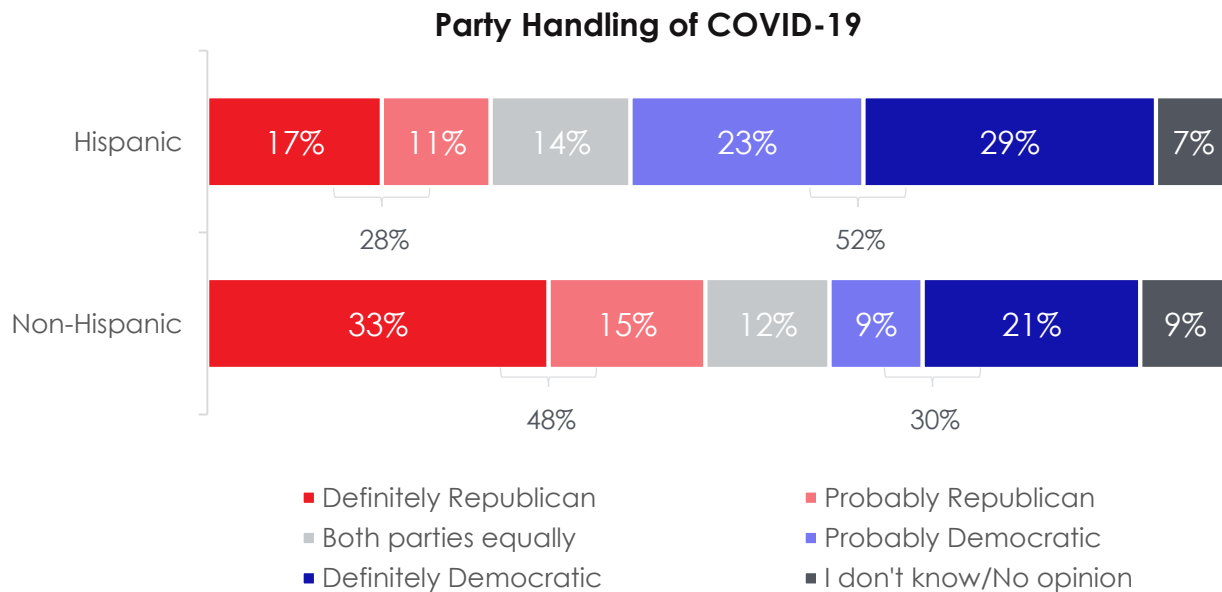
-MUCH/SOMEWHAT BETTER: HISPANIC 41%, NON-HISPANIC 51%
-MUCH/SOMEWHAT WORSE: HISPANIC 25%, NON-HISPANIC 24%

Thinking ahead to a few months from now... Do you believe the economy will get better, get worse, or stay about the same as it is now?



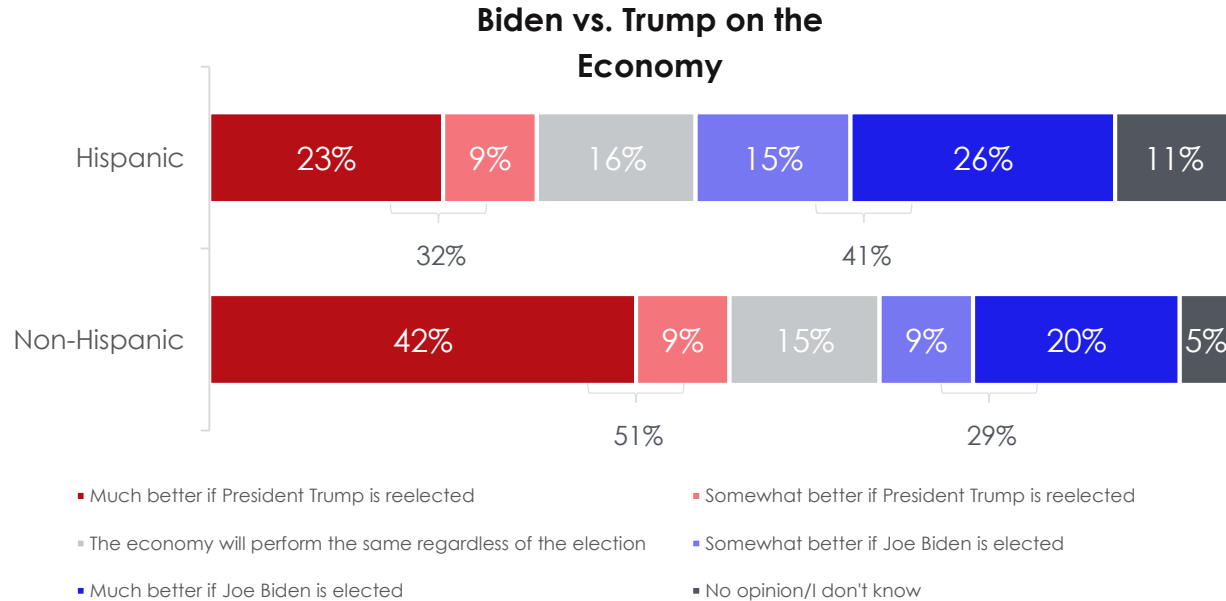
PARTY BETTER ABLE TO HANDLE ECONOMIC IMPACT OF THE VIRUS TOP TWO BOX:
-HISPANICS: DEMOCRATIC 52%, REPUBLICAN 28%
-NON-HISPANICS: DEMOCRATIC 30%, REPUBLICAN 48%

Which party is better able to handle the economic impact of the coronavirus?



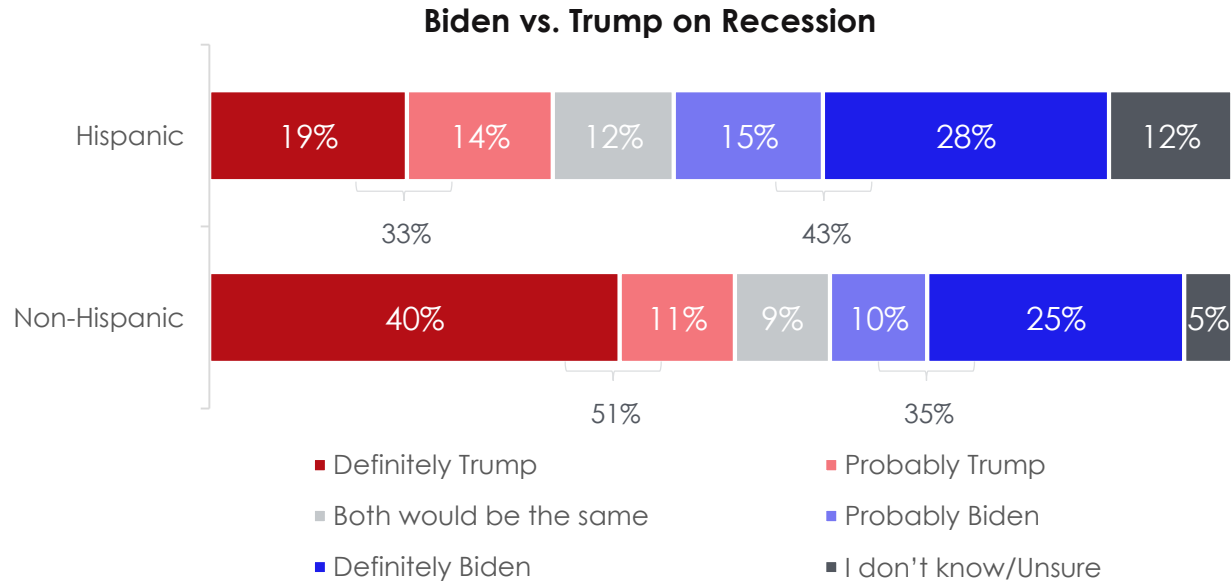
**PRESIDENTIAL CANDIDATE BEST ABLE TO HANDLE AN ECONOMIC RECESSION TOP TWO BOX:
 -BIDEN: HISPANICS 41%, NON-HISPANICS 29%
 -TRUMP: HISPANICS 32%, NON-HISPANICS 51%**

Will the economy do better if President Trump is reelected or if Joe Biden is elected president?



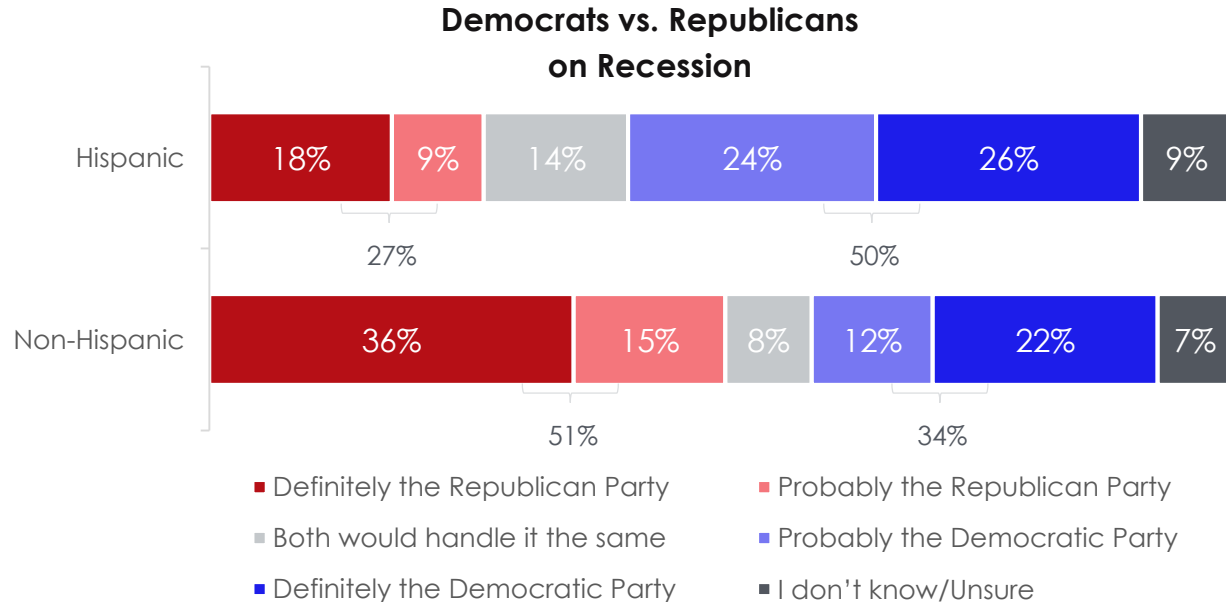
PRESIDENTIAL CANDIDATE BEST ABLE TO HANDLE AN ECONOMIC RECESSION TOP TWO BOX:
-BIDEN: HISPANICS 43%, NON-HISPANICS 35%
-TRUMP: HISPANICS 33%, NON-HISPANICS 51%

Which presidential candidate would best be able to handle an economic recession, President Donald Trump or Joe Biden?



POLITICAL PARTY BEST ABLE TO HANDLE AN ECONOMIC RECESSION TOP TWO BOX:
-REPUBLICAN: HISPANICS 27%, NON-HISPANICS 51%
-DEMOCRATIC: HISPANICS 50%, NON-HISPANICS 34%

Which political party would best be able to handle an economic recession, the Republican Party or the Democratic Party?

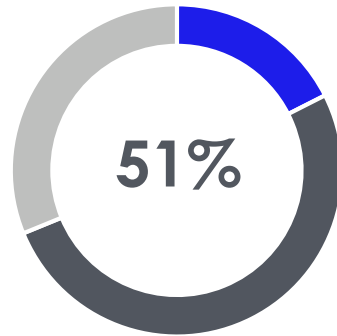


EDUCATION

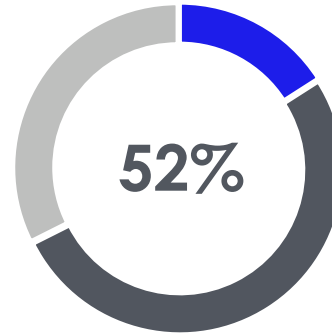
HALF OF ALL RESPONDENTS BELIEVE THE COUNTRY'S K-12 PUBLIC SCHOOL SYSTEM NEEDS SIGNIFICANT REFORM

State of the Education System

Do you believe that the country's K-12 public school system is working well as it is, does it need significant reforms, or does it need a complete overhaul?



Hispanics



Non-Hispanics

- It needs a complete overhaul
- It needs significant reform
- It is working well as it is

- ABOUT 60% OF RESPONDENTS AGREE THE PUBLIC SCHOOLS IN THEIR NEIGHBORHOOD ARE GOOD
- ABOUT 50% AGREE THAT GIVING PARENTS CHOICES THROUGH EITHER VOUCHERS OR CHARTER SCHOOLS IS THE BEST WAY TO HELP CHILDREN IN DISTRICTS WITH POORLY PERFORMING SCHOOLS

HISPANICS GREATER AGREEMENT:

- FEDERAL GOVT SHOULD PAY DOWN STUDENT LOANS
- GIVING UNDERPERFORMING PUBLIC SCHOOLS MORE MONEY IS THE BEST WAY TO HELP THEM IMPROVE
- PUBLIC UNIVERSITIES/COMMUNITY COLLEGES SHOULD BE FREE TO ATTEND, PAID FOR BY TAXPAYERS

How much do you agree or disagree with each of the following statements? [Education – 1 of 2]

Statement	Hispanic		Non-Hispanic	
	Agree	Disagree	Agree	Disagree
The federal government should pay down student loans for more people who borrowed money to go to college.	58%	12%	51%	27%
The public schools in my neighborhood are good.	55%	17%	62%	11%
Public universities and community colleges should be free to attend and paid for by taxpayers.	53%	24%	45%	33%
Giving underperforming public schools more money is the best way to help them improve.	53%	19%	43%	26%
Giving parents choices in schools through either vouchers or charter schools is the best way to help children in districts with poorly performing schools.	52%	12%	53%	16%
More emphasis should be placed on trade schools.	50%	7%	65%	6%
Charter schools use money that would be better spent in traditional public schools.	44%	17%	47%	19%

5 pt Scale: Agree = 4.5, Disagree = 1.2, Neutral = 3 (not reported), No opinion = 0 (Not reported)

Agree and Disagree above will not sum to 100%

Among registered voters 18+

Source: Univision political tracker in collaboration with Media Predict as of September 2020



ABOUT 40% RESPONDENTS AGREE:

-MORE MONEY NEEDS TO BE SPENT ON PUBLIC SCHOOLS EVEN IF IT MEANS RAISING TAXES SIGNIFICANTLY

-A COLLEGE EDUCATION IS THE ONLY WAY TO A GOOD-PAYING JOB

-CHARTER SCHOOLS ARE A GOOD WAY TO PROVIDE BETTER EDUCATION OPTIONS FOR PARENTS AND STUDENTS

How much do you agree or disagree with each of the following statements? [Education – 2 of 2]

Statement	Hispanic		Non-Hispanic	
	Agree	Disagree	Agree	Disagree
More money needs to be spent on public schools even if it means raising my taxes significantly	44%	28%	46%	31%
A college education is the only way to a good-paying job.	43%	31%	38%	42%
Charter schools are a good way to provide better education options for parents and students.	42%	12%	49%	15%

5 pt Scale: Agree = 4,5, Disagree = 1,2, Neutral = 3 (not reported), No opinion = 0 (Not reported)

Agree and Disagree above will not sum to 100%

Among registered voters 18+

Source: Univision political tracker in collaboration with Media Predict as of September 2020



**PUBLIC SAFETY
POLICE REFORM
PROTESTS**

-MAJORITY OF RESPONDENTS AGREE STRICTER BACKGROUND CHECKS ON THE SALE OF GUNS BEST WAY TO REDUCE GUN VIOLENCE

ABOUT 60% OF RESPONDENTS AGREE:

-STRICTER GUN CONTROL LAWS WOULD REDUCE CRIME

-ASSAULT RIFLES SHOULD BE BANNED

-I SUPPORT SECOND AMENDMENT RIGHTS

-HISPANICS FAR LESS AGREEMENT LOCAL AND STATE AUTHORITIES SHOULD COOPERATE WITH FEDERAL IMMIGRATION AUTHORITIES

How much do you agree or disagree with each of the following statements? **[Public Safety]**

Statement	Hispanic		Non-Hispanic	
	Agree	Disagree	Agree	Disagree
Stricter background checks on the sale of guns is the best way to reduce gun violence	70%	12%	69%	17%
I believe that stricter gun control laws would reduce crime	62%	19%	56%	29%
I support Second Amendment gun rights	57%	9%	66%	12%
Assault rifles should be banned	57%	19%	63%	20%
Local and State authorities should cooperate with federal immigration authorities	47%	23%	68%	9%
I feel less safe in my neighborhood than I did a year ago	34%	35%	37%	38%
Crime is getting worse in my neighborhood	31%	30%	36%	33%

5 pt Scale: Agree = 4,5, Disagree = 1,2, Neutral = 3 (not reported), No opinion = 0 (Not reported)

Agree and Disagree above will not sum to 100%

Among registered voters 18+

Source: Univision political tracker in collaboration with Media Predict as of September 2020



- MAJORITY OF RESPONDENTS AGREE LOCAL POLICE DO A GOOD JOB, MAKE MY NEIGHBORHOOD SAFER (HIGHER AMONG NON-HISPANICS)
- 53% OF RESPONDENTS AGREE THE CRIMINAL JUSTICE SYSTEM IN THE US TREATS MINORITIES UNFAIRLY
- HISPANICS MORE LIKELY TO DISAGREE POLICE IN THE US TREAT MINORITIES FAIRLY
- HISPANICS FAR LOWER LESS POLICE IN MY NEIGHBORHOOD WOULD CAUSE CRIME TO GO UP SIGNIFICANTLY; I TRUST THE POLICE IN MY NEIGHBORHOOD
- RESPONDENTS DISAGREE LOCAL GOVT SHOULD SIGNIFICANTLY REDUCE RESOURCES FOR POLICE OR COMPLETELY DEFUND THE POLICE

How much do you agree or disagree with each of the following statements? **[Police Reform]**

Statement	Hispanic		Non-Hispanic	
	Agree	Disagree	Agree	Disagree
The police make my neighborhood safer	58%	18%	75%	6%
My local police do a good job	56%	17%	68%	13%
The criminal justice system in the United States treats minorities unfairly	53%	18%	53%	25%
I trust the police in my neighborhood	51%	22%	67%	13%
Less police in my neighborhood would cause crime to go up significantly	50%	14%	65%	14%
My local government should significantly reduce the resources for police and use the money for other purposes	36%	37%	31%	49%
I believe that police in the United States generally treat minorities fairly	35%	37%	49%	33%
My local government should completely defund the police	25%	49%	23%	61%

5 pt Scale: Agree = 4,5, Disagree = 1,2, Neutral = 3 (not reported), No opinion = 0 (Not reported)

Agree and Disagree above will not sum to 100%

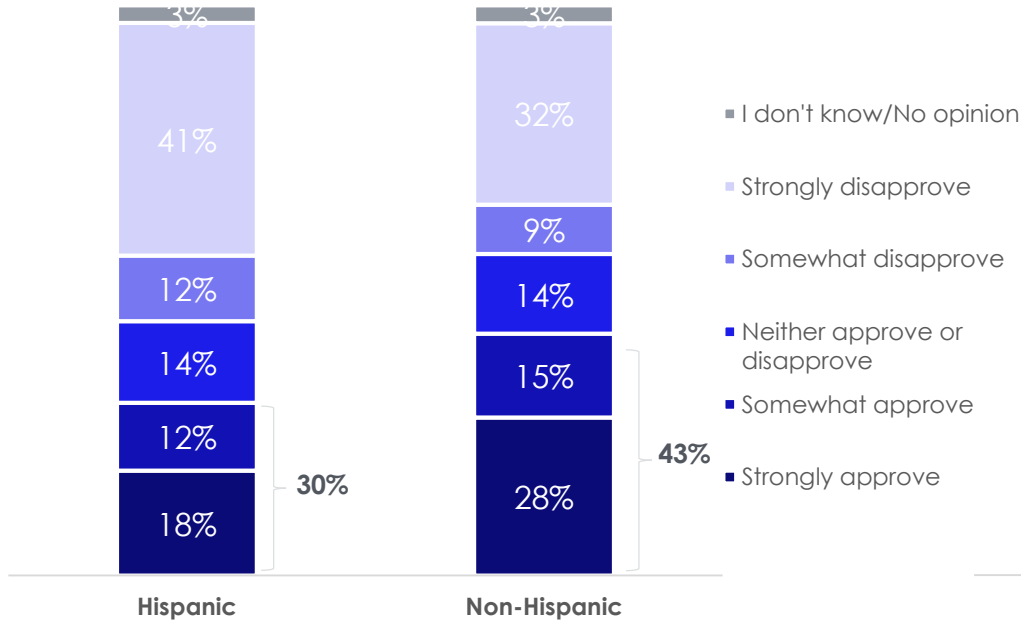
Among registered voters 18+

Source: Univision political tracker in collaboration with Media Predict as of September 2020

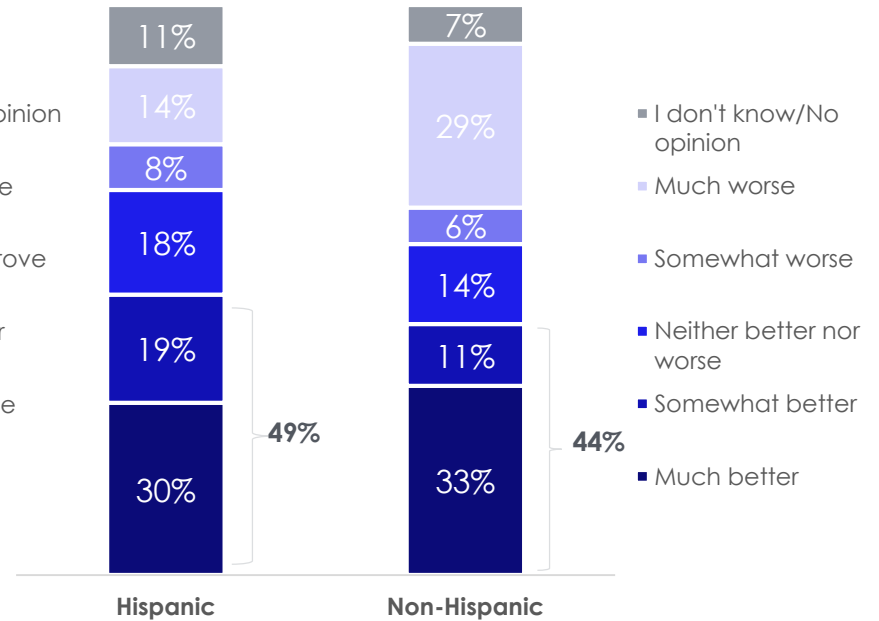


**TRUMP APPROVE HANDLING OF PROTEST TOP TWO BOX:
STRONGLY/SOMEWHAT APPROVE: HISPANICS 30%, NON-HISPANICS 43%**
**BIDEN HANDLING OF PROTESTS BETTER OR WORSE TOP TWO BOX:
SOMEWHAT/MUCH BETTER: 49% HISPANICS, NON-HISPANICS 44%**

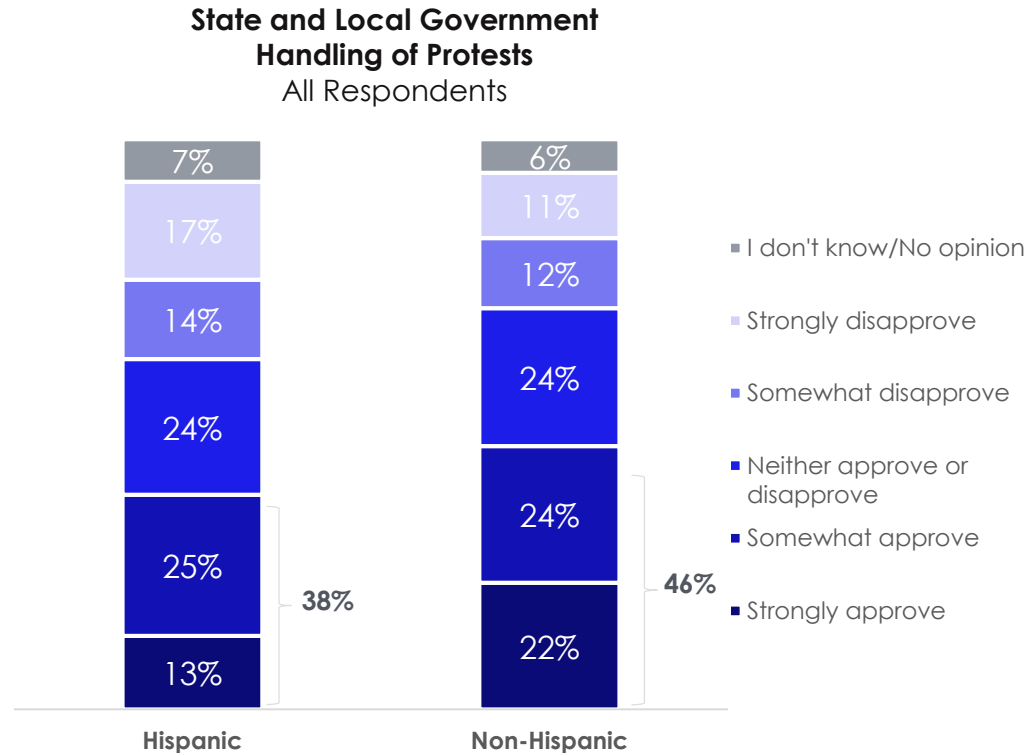
Trump Handling of Protests
All Respondents



Biden Handling of Protests Better or Worse
All Respondents



STATE AND LOCAL GOVT HANDLING OF PROTESTS TOP TWO BOX: STRONGLY/SOMEWHAT APPROVE HISPANICS 38%, NON-HISPANICS 46%



-MAJORITY RESPONDENTS AGREE (NON-HISPANICS HIGHER):

PEOPLE THAT HAVE BEEN LOOTING AND DAMAGING PROPERTY SHOULD BE ARRESTED AND PROSECUTED, LOOTING AND DESTRUCTION OF PROPERTY DURING THE PROTESTS SHOULD HAVE BEEN STOPPED IMMEDIATELY, I AM VERY CONCERNED/HAVE BECOME MORE CONCERNED ABOUT THE VIOLENCE AND LOOTING THAT IS OCCURRING IN SOME AMERICAN CITIES

-OVER 60% OF RESPONDENTS APPROVE OF THE NON-VIOLENT PROTESTS, BELIEVE THAT ORGANIZED OUTSIDE GROUPS HAVE BEEN MOSTLY RESPONSIBLE FOR THE VIOLENCE AND DAMAGE TO PROPERTY DURING THE PROTESTS

-HISPANICS LOWER AGREEMENT NATIONAL GUARD; US ARMED FORCES SHOULD BE CALLED IN TO HELP LOCAL LAW ENFORCEMENT

How much do you agree or disagree with each of the following statements? **[Race Relations]**

Statement	Hispanic		Non-Hispanic	
	Agree	Disagree	Agree	Disagree
The people that have been looting and damaging property should be arrested and prosecuted	74%	9%	83%	6%
I am very concerned about the violence and looting that is occurring in some American cities	71%	8%	82%	7%
The looting and destruction of property during the protests should have been stopped immediately	68%	13%	81%	6%
I approve of the non-violent protests that started after the death of George Floyd in June 2020	65%	16%	62%	19%
I believe that organized outside groups have been mostly responsible for the violence and damage to property during the protests	63%	17%	75%	7%
I have become more concerned over the past few weeks about the violence and looting that is occurring in some American cities	63%	15%	73%	9%
If necessary, the national guard should be called in to help local law enforcement	53%	23%	71%	14%
If necessary, the United States Armed Forces should be called in to help local law enforcement	41%	37%	62%	23%

5 pt Scale: Agree = 4,5, Disagree = 1,2, Neutral = 3 (not reported), No opinion = 0 (Not reported)

Agree and Disagree above will not sum to 100%

Among registered voters 18+

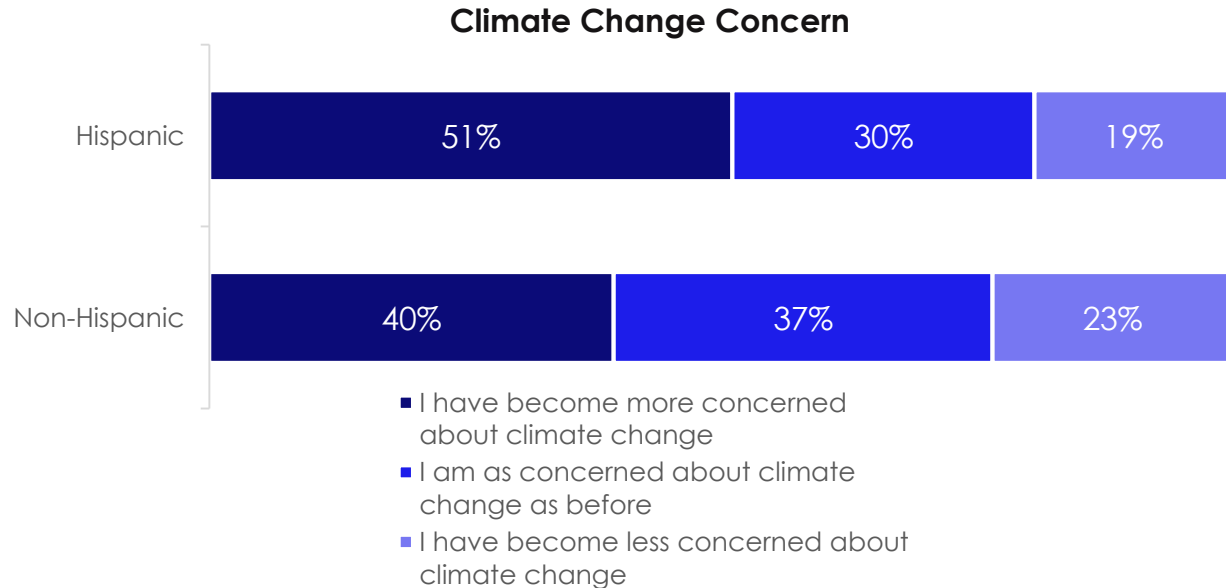
Source: Univision political tracker in collaboration with Media Predict as of September 2020



CLIMATE CHANGE

OVER THE PAST YEAR OR SO, 51% OF HISPANICS AND 40% OF NON-HISPANICS HAVE BECOME MORE CONCERNED ABOUT CLIMATE CHANGE

On the issue of climate change, over the past year or so have you become more concerned about this issue, less concerned about it, or about the same as before?



**HISPANICS GREATER AGREEMENT:
 -CLIMATE CHANGE IS A BIG THREAT TO PLANET
 -A RESULT OF HUMAN ACTIVITY
 ABOUT 40% OF RESPONDENTS AGREE ACTION SHOULD BE TAKEN EVEN IF IT MEANS SIGNIFICANT
 INCREASE IN MY TAXES**

How much do you agree or disagree with each of the following statements? [Climate Change]

Statement	Hispanic		Non-Hispanic	
	Agree	Disagree	Agree	Disagree
Climate change is a very big threat to the planet.	74%	8%	69%	14%
Climate change is a result of human activity.	73%	7%	68%	14%
Action should be taken on the environment even if it means a significant increase in my taxes.	39%	33%	46%	32%

5 pt Scale: Agree = 4,5, Disagree = 1,2, Neutral = 3 (not reported), No opinion = 0 (Not reported)

Agree and Disagree above will not sum to 100%

Among registered voters 18+

Source: Univision political tracker in collaboration with Media Predict as of September 2020



IMMIGRATION

-MAJORITY RESPONDENTS AGREE WE SHOULD PROVIDE A PATHWAY TO LEGAL STATUS FOR UNDOCUMENTED IMMIGRANTS WHO HAVE BEEN IN THE US AND NOT COMMITTED A SERIOUS CRIME
-ABOUT 60% RESPONDENTS AGREE WE SHOULD REFORM IMMIGRATION LAWS TO GIVE HIGHER PRIORITY TO PEOPLE WITH NEEDED SKILLS AND EDUCATION

-HISPANICS GREATER SUPPORT FOR EXISTENCE OF SANCTUARY CITIES EVEN IF IT MEANS A LOSS OF SOME FEDERAL FUNDING; GOVT BENEFITS SHOULD BE PROVIDED TO UNDOCUMENTED IMMIGRANTS FREE OF COST (NON-HISPANICS GREATER DISAGREEMENT)
-RESPONDENTS DISAGREE IT SHOULD NOT BE A CRIME TO CROSS THE BORDER ILLEGALLY

How much do you agree or disagree with each of the following statements? [Immigration]

Statement	Hispanic		Non-Hispanic	
	Agree	Disagree	Agree	Disagree
We should provide a pathway to legal status (including citizenship) for undocumented immigrants who have been in the U.S. and have not committed a serious crime.	67%	10%	65%	17%
We should reform immigration laws to give higher priority to people with needed skills and education.	59%	9%	57%	14%
I think that we should increase resources dedicated to managing the situation at the southern border of the U.S.	48%	18%	61%	12%
There are too many undocumented immigrants crossing the border into the United States.	44%	23%	64%	12%
I support the existence of sanctuary cities even if it means a loss of some federal funding	43%	20%	34%	34%
Government benefits, like healthcare, should be provided to undocumented immigrants free of cost.	39%	32%	24%	60%
It should not be a crime to cross the border illegally.	33%	45%	31%	51%

5 pt Scale: Agree = 4,5, Disagree = 1,2, Neutral = 3 (not reported), No opinion = 0 (Not reported)

Agree and Disagree above will not sum to 100%

Among registered voters 18+

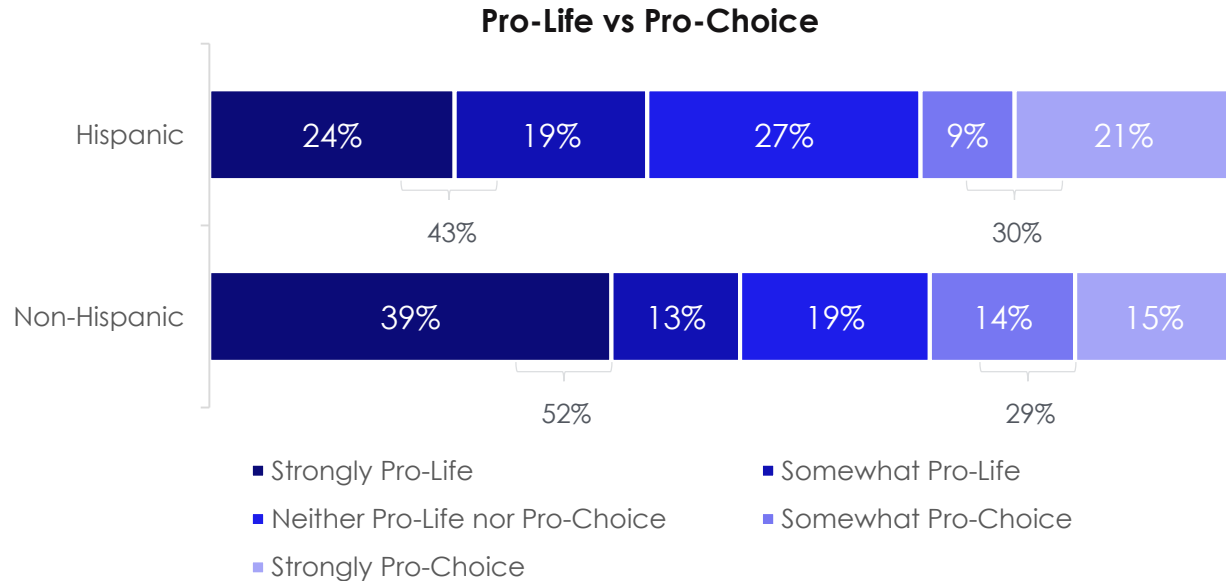
Source: Univision political tracker in collaboration with Media Predict as of September 2020



PRO LIFE OR PRO CHOICE

-43% HISPANICS STRONGLY/SOMEWHAT PRO-LIFE, 30% STRONGLY/SOMEWHAT PRO-CHOICE
-52% NON-HISPANICS STRONGLY/SOMEWHAT PRO-LIFE, 29% STRONGLY/SOMEWHAT PRO-CHOICE

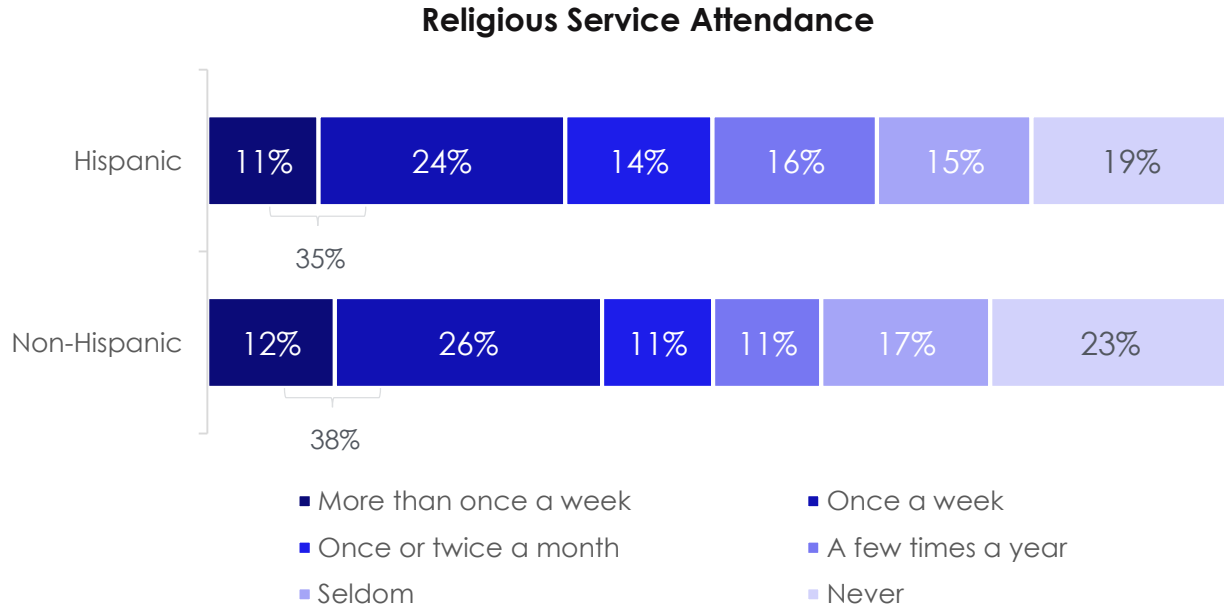
On the issue of abortion, do you consider yourself to be Pro-Life or Pro-Choice?



RELIGIOUS SERVICE ATTENDANCE

BEFORE PANDEMIC, 35% OF HISPANICS AND 38% OF NON-HISPANICS ATTENDED RELIGIOUS SERVICE ONCE A WEEK OR MORE

To the best of your recollection, how often did you attend religious services before the coronavirus pandemic began?





THANK YOU