

UNIVISION & MEDIA PREDICT

2020 PRESIDENTIAL
ELECTION TRACKER

Florida
October



MP

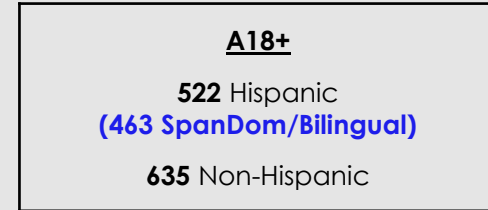


OBJECTIVES

- Measure current landscape of the 2020 candidates for president and other offices
- Assess voter sentiments towards current government officials and bodies
- Understand key issues and their degree of importance as motivators to vote

METHODOLOGY

- Online survey of **1,157** registered voters 18+

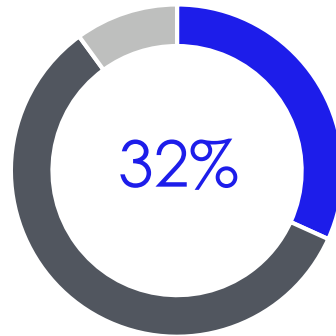


- In field 9/30/2020 – 10/5/2020
- Weighted to the registered voter universe by age, gender, education, and census division.
- **This Report: Hispanic SpanDom/Bilingual vs Non-Hispanic**

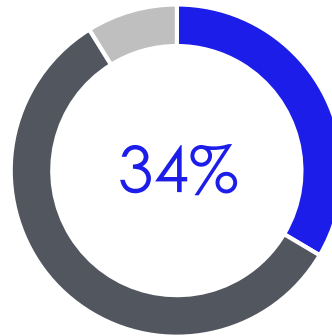
JUST OVER 30% OF RESPONDENTS FEEL UNITED STATES IS HEADED IN RIGHT DIRECTION

Right Direction or Wrong Track

In general, do you believe that the United States is headed in the right direction, or has gone off on the wrong track?



Hispanics



Non-Hispanics

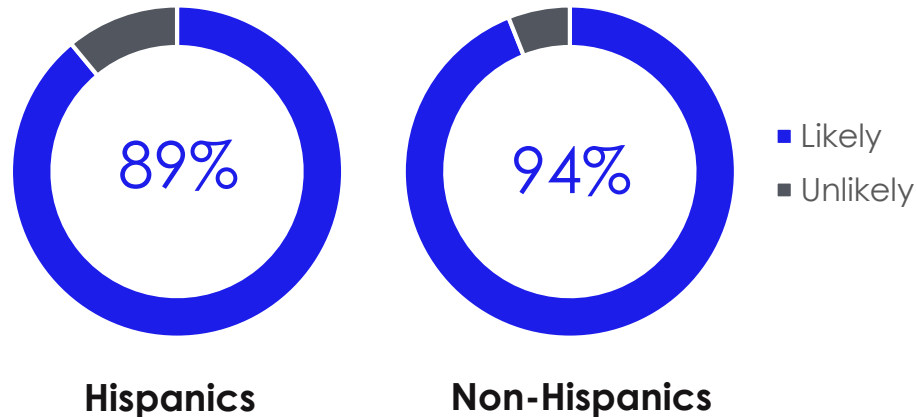
- Right direction
- Wrong track
- Unsure

2020 VOTE

ABOUT 90% OF RESPONDENTS PLAN TO VOTE IN GENERAL ELECTION

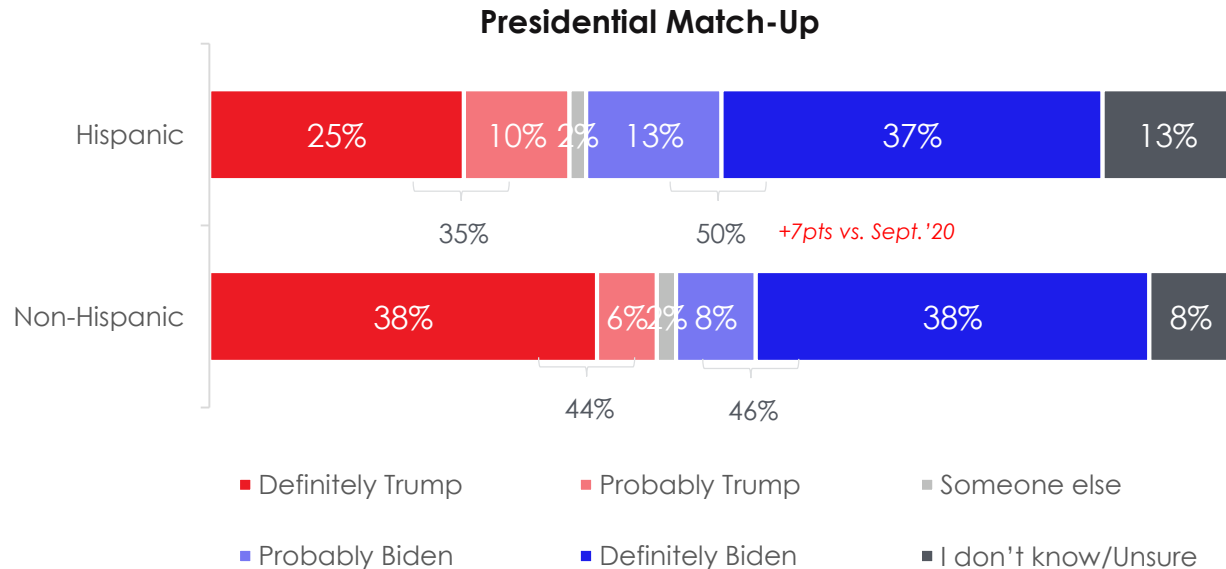
Likelihood to Vote in 2020

On a scale of 1 to 10, how likely or unlikely are you to vote in the 2020 General Election, being held on November 3, 2020?



TOP TWO BOX INTEND TO VOTE: HISPANICS 50% BIDEN, 35% TRUMP NON-HISPANICS 46% BIDEN, 44% TRUMP DON'T KNOW/UNSURE: 13% HISPANICS, 8% NON-HISPANICS

Based on what you know today, do you intend to vote for President Donald Trump, Democratic nominee Joe Biden, or someone else in the coming presidential election?

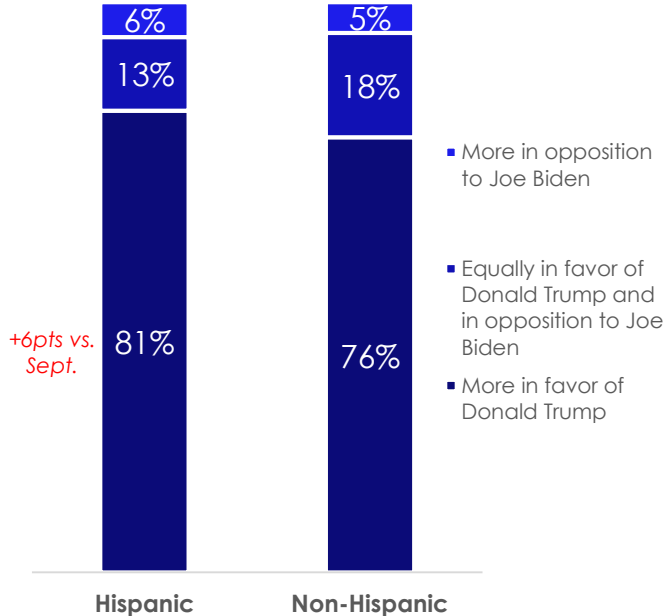


TRUMP VOTERS MORE ENTHUSIASTIC:

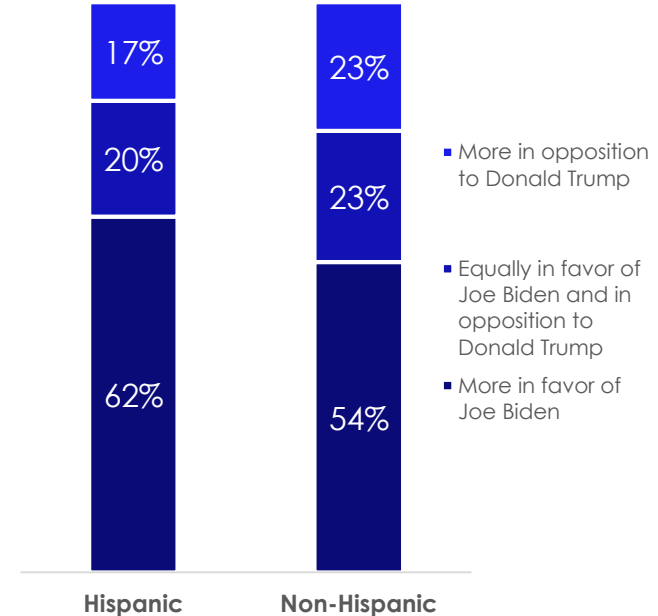
-**TRUMP VOTERS:** ABOUT 5% WILL DO SO IN OPPOSITION TO BIDEN; 81% HISPANICS, 76% NON-HISPANICS BECAUSE THEY FAVOR TRUMP

-**BIDEN VOTERS:** ABOUT 20% WILL DO SO IN OPPOSITION TO TRUMP; 62% HISPANICS, 54% NON-HISPANICS BECAUSE THEY FAVOR BIDEN

Voting Trump: Favor Trump or Oppose Biden

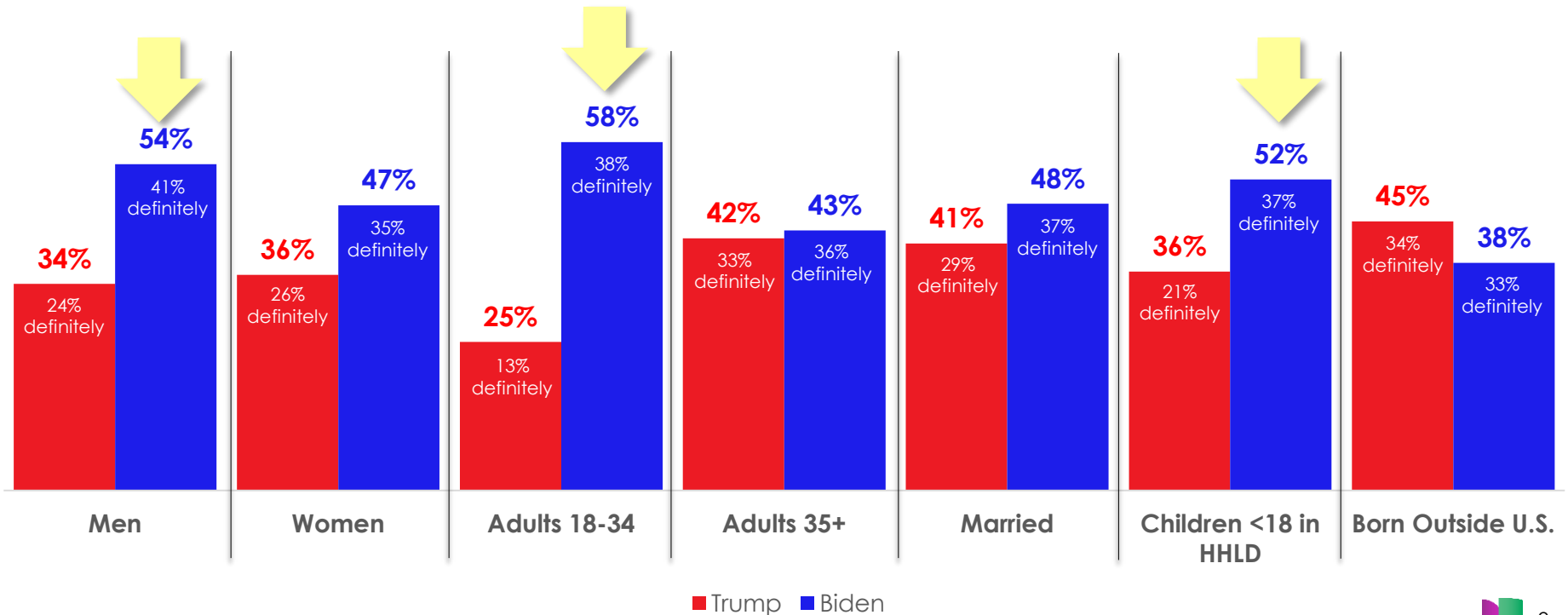


Voting Biden: Favor Biden or Oppose Trump



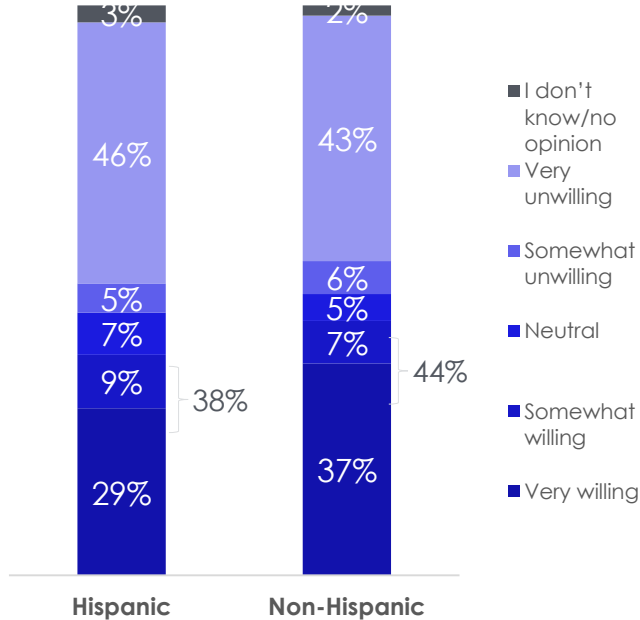
STRONGEST HISPANIC OPPORTUNITIES: TRUMP SUPPORTERS: ADULTS 35+, MARRIED, FOREIGN BORN BIDEN SUPPORTERS: ADULTS 18-34, MEN, LIVING WITH KIDS IN HHL D

Based on what you know today, do you intend to vote for President Donald Trump, Democratic nominee Joe Biden, or someone else in the coming presidential election?

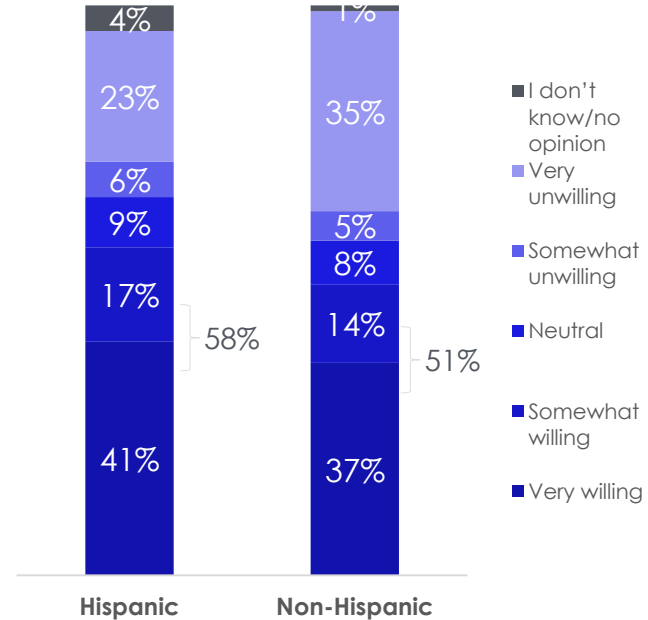


-38% HISPANICS, 44% NON-HISPANICS SOMEWHAT/VERY WILLING TO VOTE FOR TRUMP
-59% HISPANICS, 51% NON-HISPANICS SOMEWHAT/VERY WILLING TO VOTE FOR BIDEN

Willingness to Vote for Trump



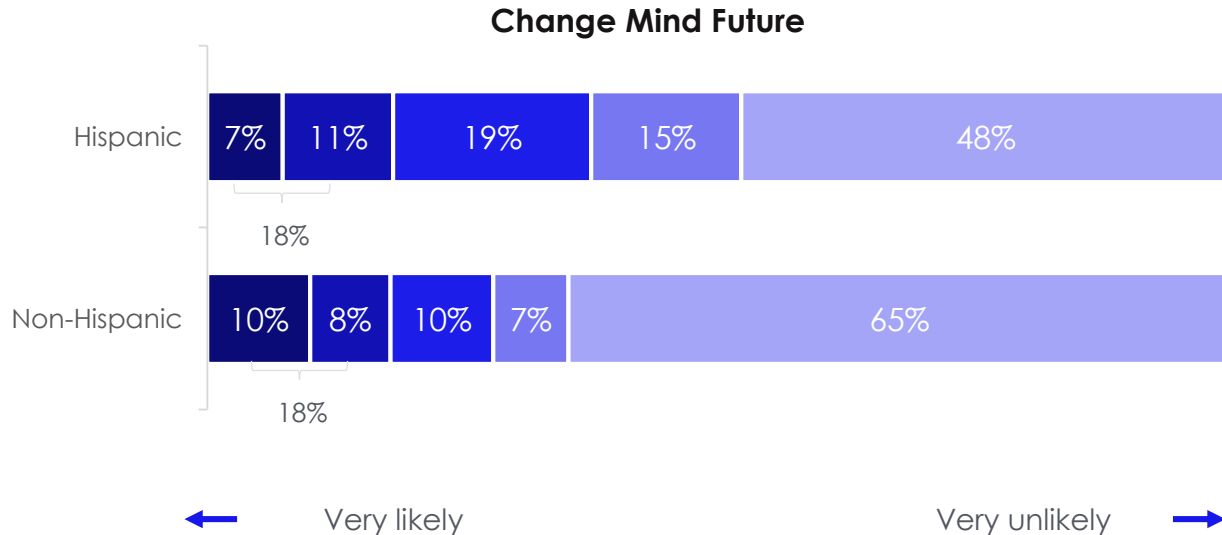
Willingness to Vote for Biden



Among registered voters 18+
 Source: Univision political tracker in collaboration with Media Predict as of October 2020

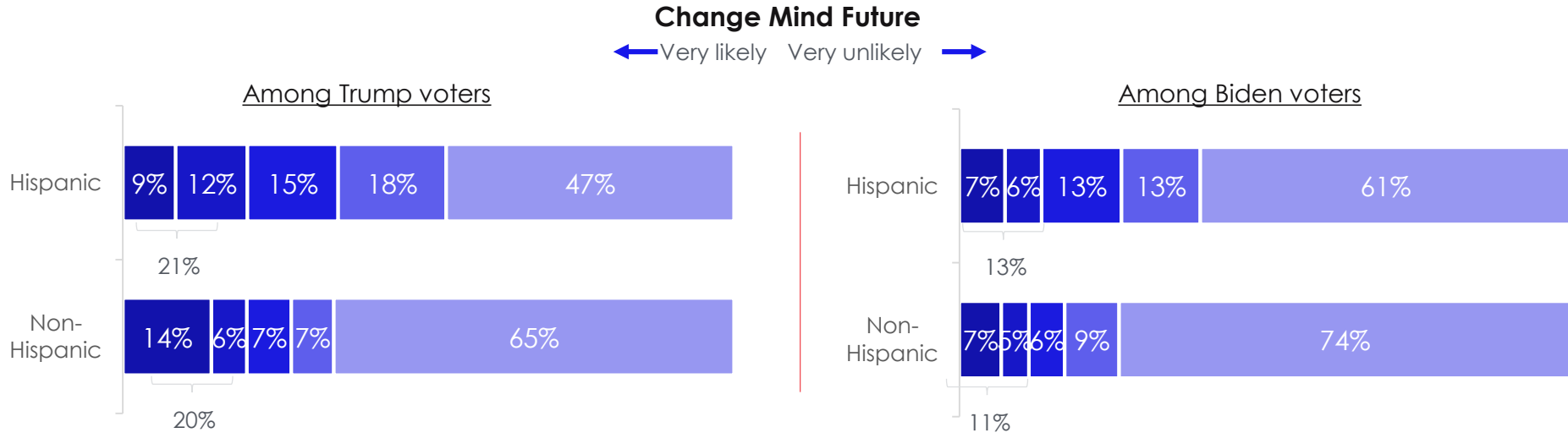
TOP TWO BOX: 18% OF RESPONDENTS LIKELY TO CHANGE THEIR MIND IN THE FUTURE ABOUT WHO THEY WILL VOTE FOR IN PRESIDENTIAL ELECTION

How likely or unlikely are you to change your mind in the future about who you will vote for in the 2020 Presidential election?



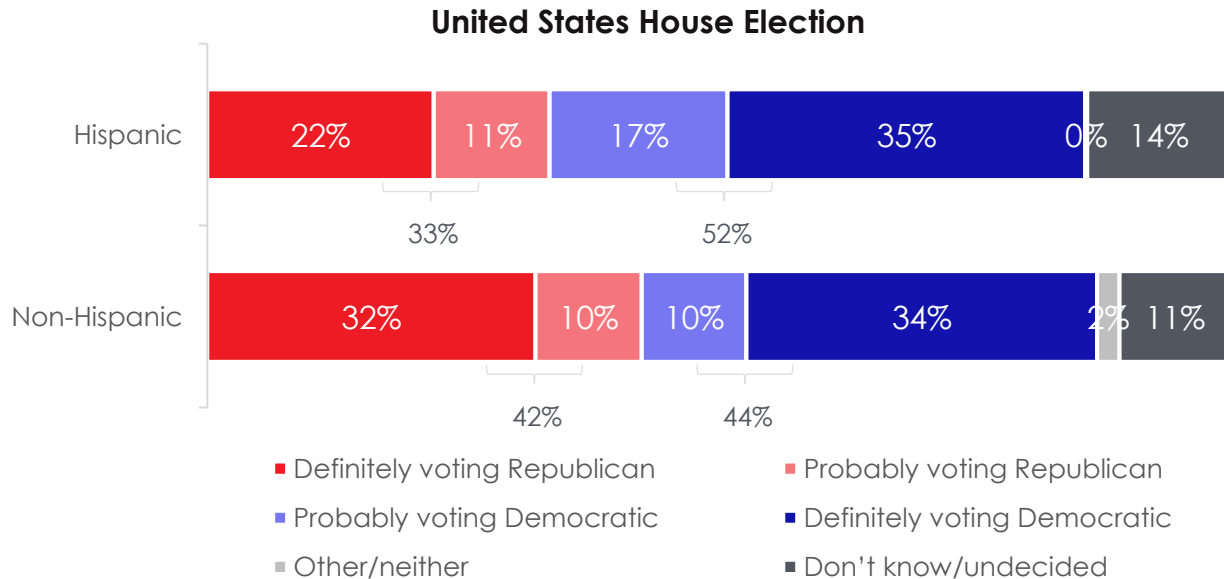
-AMONG TRUMP VOTERS, ABOUT 20% OF ALL RESPONDENTS LIKELY TO CHANGE THEIR MIND ABOUT WHO THEY WILL VOTE FOR
-AMONG BIDEN VOTERS, 13% HISPANICS, 11% NON-HISPANICS LIKELY TO CHANGE THEIR MIND

How likely or unlikely are you to change your mind in the future about who you will vote for in the 2020 Presidential election?



HOUSE ELECTION PARTY VOTING INTENT TOP TWO BOX:
-HISPANICS 52% DEMOCRATIC, 33% REPUBLICAN
-NON-HISPANICS 44% DEMOCRATIC, 42% REPUBLICAN
-14% HISPANICS, 11% NON-HISPANICS DON'T KNOW/UNDECIDED

If the election for the United States House of Representatives were held today, which party's candidate would you vote for?

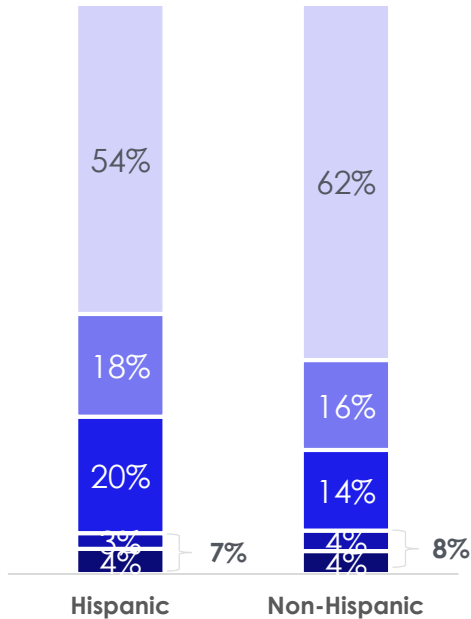


LIKELIHOOD TO VOTE FOR OTHER PARTY TOP TWO BOX:

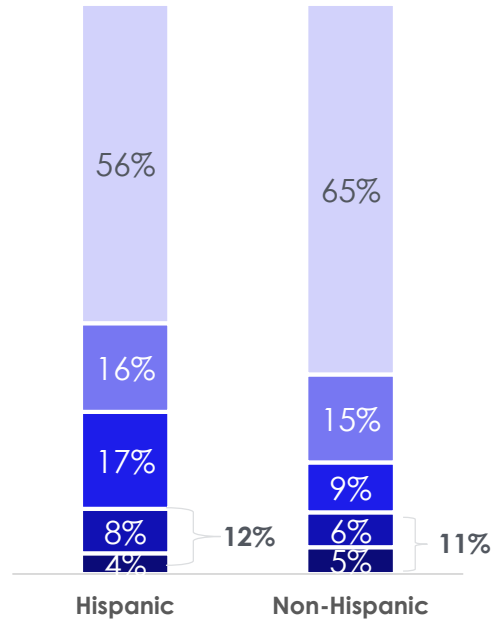
-AMONG REGISTERED REPUBLICANS: 7% HISPANICS, 8% NON-HISPANICS LIKELY TO VOTE FOR *DEM* CANDIDATE

-AMONG REGISTERED DEMOCRATS: 12% HISPANICS, 11% NON-HISPANICS LIKELY TO VOTE FOR *REPUBLICAN* CANDIDATE

Likelihood to Vote for Democratic Candidate
Among Republican Voters



Likelihood to Vote for Republican Candidate
Among Democratic Voters

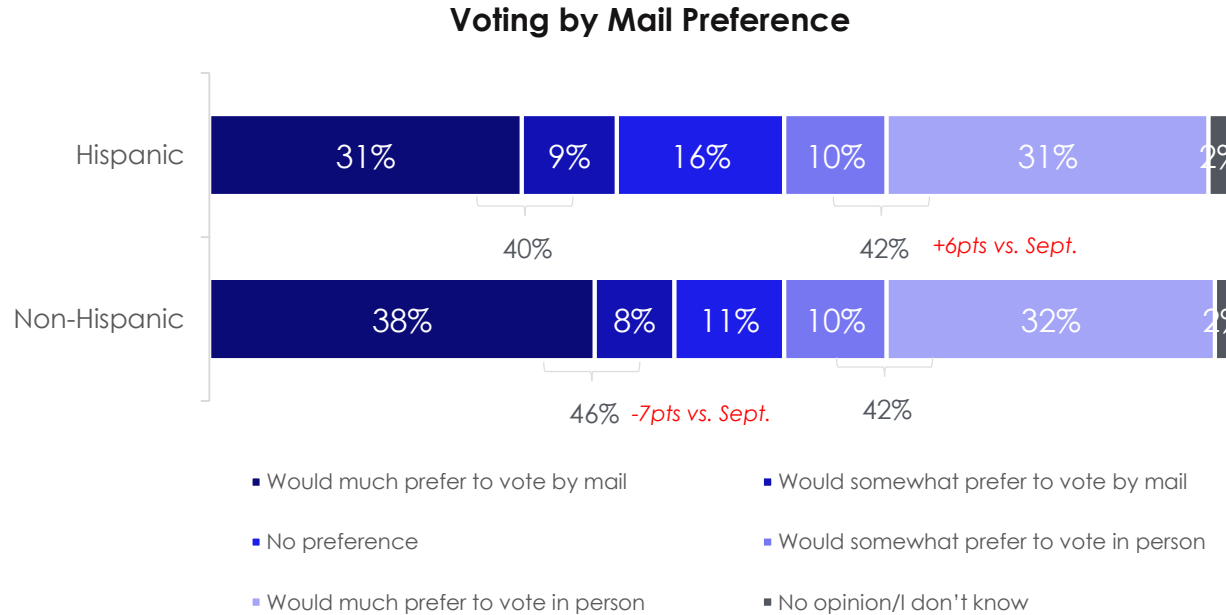


- Very unlikely
- Somewhat unlikely
- Neither likely nor unlikely
- Somewhat likely
- Very likely

40% HISPANICS, 46% OF NON-HISPANICS MUCH/SOMEWHAT PREFER TO VOTE BY MAIL IN 2020 PRESIDENTIAL ELECTION

ABOUT 2 IN 5 RESPONDENTS PREFER TO VOTE IN PERSON

Would you prefer to vote by mail, if it is available, or in person in the 2020 Presidential Election?



-ABOUT 60% OF HISPANICS, 70% NON-HISPANICS AGREE: YOU SHOULD HAVE TO REQUEST A MAIL-IN BALLOT IN ORDER TO BE ABLE TO VOTE BY MAIL; VOTING BY MAIL IS EASIER TO DO THAN VOTING IN PERSON; I FEEL COMFORTABLE VOTING BY MAIL

-51% OF RESPONDENTS AGREE VOTING BY MAIL IS MORE PRONE TO ABUSE AND FRAUD; 48% OF HISPANICS AND 43% NON-HISPANICS SAY IT INCREASES CHANCE VOTE WILL NOT BE COUNTED

-HISPANICS GREATER AGREEMENT STATE AND LOCAL GOVT SHOULD MAIL BALLOTS TO EVERYONE ON VOTER LIST EVEN IF THEY AREN'T REQUESTED

-RESPONDENTS DISAGREE LOCAL AND STATE GOVT SHOULD MAIL BALLOTS TO EVERYONE ON VOTER LIST EVEN IF SOME OF THE ADDRESSES ARE NOT UP TO DATE OR PEOPLE NO LONGER LIVE IN JURISDICTION COVERED BY VOTER LIST

How much do you agree or disagree with each of the following statements? [Mail-In Voting]

Statement	Hispanic		Non-Hispanic	
	Agree	Disagree	Agree	Disagree
You should have to request a mail-in ballot from your state or local government in order to be able to vote by mail.	64%	11%	71%	12%
Voting by mail is easier to do than voting in person	62%	16%	69%	13%
I feel comfortable voting by mail	56%	28%	57%	29%
Voting by mail is more prone to abuse and fraud than voting in person	51%	26%	51%	30%
Voting by mail increases the chance that my vote will not be counted	48%	29%	43%	31%
My State and local governments should mail ballots to everyone on the voter list even if they aren't requested.	41%	32%	31%	49%
My State and local governments should mail ballots to everyone on the voter list even if some of the addresses are not up to date or some of the people on the list no longer live in the jurisdiction covered by the voter list.	29%	42%	21%	59%

5 pt Scale: Agree = 4,5, Disagree = 1,2, Neutral = 3 (not reported), No opinion = 0 (Not reported)

Agree and Disagree above will not sum to 100%

Among registered voters 18+

Source: Univision political tracker in collaboration with Media Predict as of October 2020



NET FAV/JOB APPROVAL

NET FAV:

-AMONG HISPANICS: BIDEN, DEMOCRATIC PARTY, HARRIS HIGHEST; TRUMP LOWEST
-AMONG NON-HISPANICS: BIDEN, HARRIS HIGHEST; PELOSI & MCCONNELL TIE FOR LOWEST

For each candidate listed below, please indicate if you have a favorable or unfavorable opinion of them.

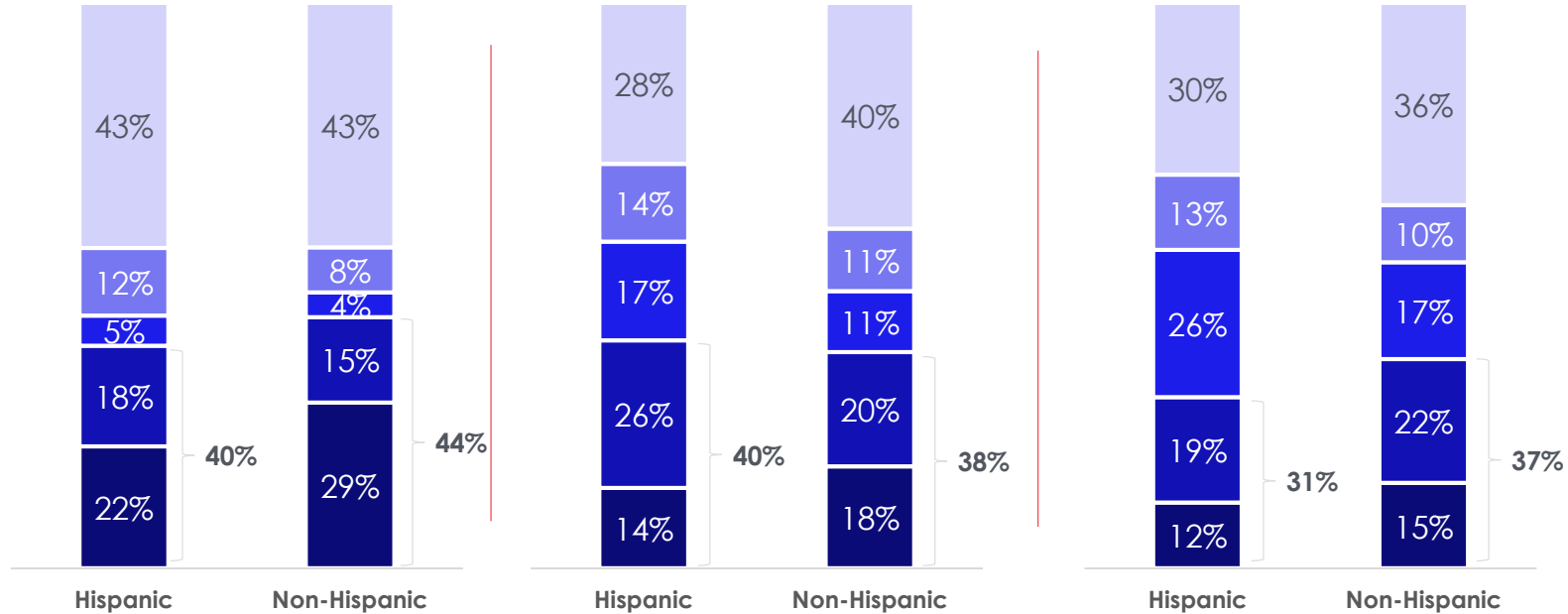
	Hispanic	Non-Hispanic
	October 2020	October 2020
Joe Biden	26%	11%
The Democratic Party	20%	1%
Kamala Harris	16%	2%
Black Lives Matter	11%	1%
Nancy Pelosi	4%	-13%
Chuck Schumer	-1%	-11%
Mike Pence	-2%	1%
The Republican Party	-5%	-2%
Ron DeSantis	-8%	-1%
Mitch McConnell	-14%	-13%
Donald Trump	-15%	-6%

JOB APPROVAL TOP TWO BOX:
TRUMP: HISPANICS 40%, NON-HISPANICS 44%
PELOSI: HISPANICS 40%, NON-HISPANICS 38%
MCCONNELL: HISPANICS 31%, NON-HISPANICS 37%

Donald Trump Job Approval

Nancy Pelosi Job Approval

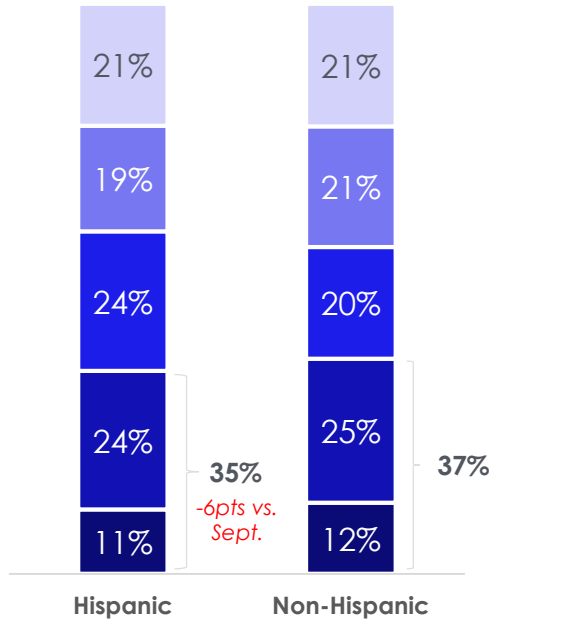
Mitch McConnell Job Approval



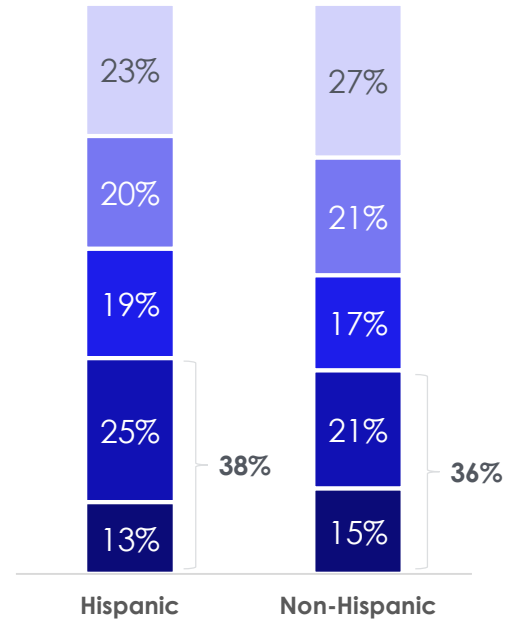
- Strongly disapprove
- Somewhat disapprove
- Neither approve or disapprove
- Somewhat approve
- Strongly approve

JOB APPROVAL TOP TWO BOX: HOUSE: 35% HISPANICS, 37% NON-HISPANICS SENATE: 38% HISPANICS, 36% NON-HISPANICS

**U.S. House of Representatives
 Job Approval**

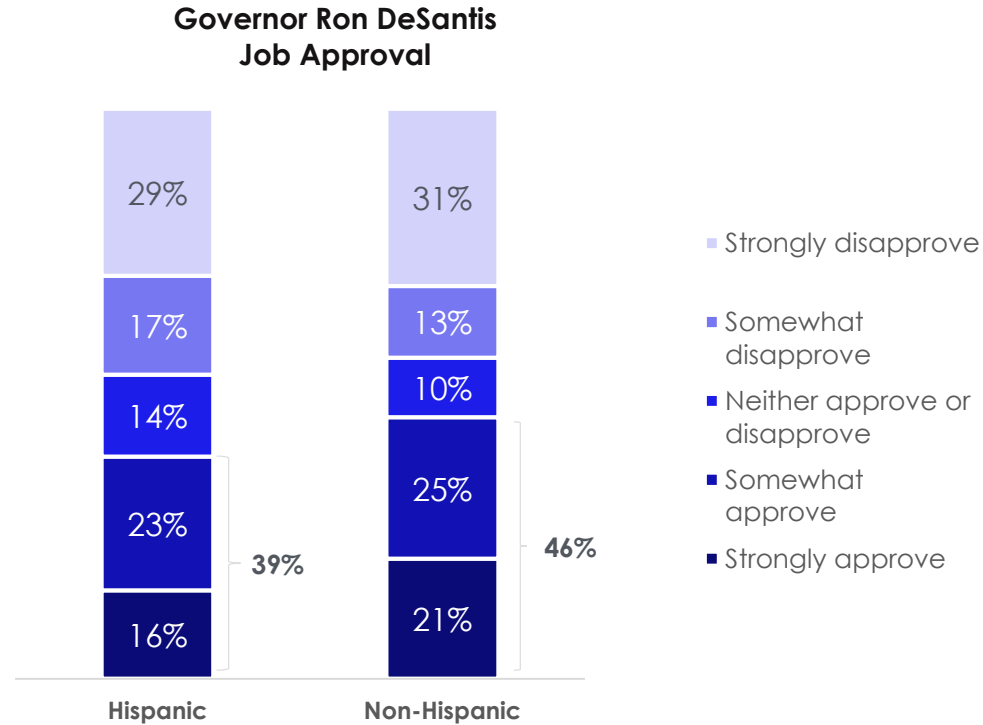


U.S. Senate Job Approval



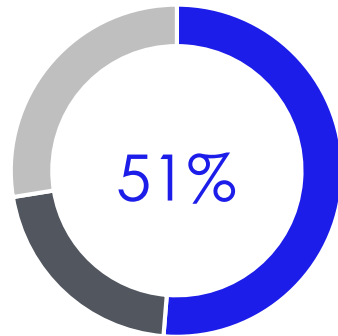
- Strongly disapprove
- Somewhat disapprove
- Neither approve or disapprove
- Somewhat approve
- Strongly approve

JOB APPROVAL TOP TWO BOX: DESANTIS: 39% HISPANICS, 46% NON-HISPANICS

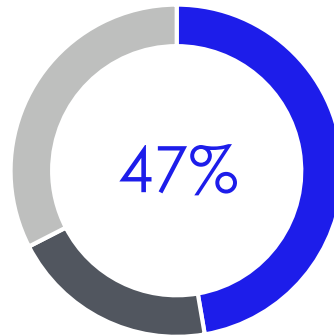


ABOUT 50% OF RESPONDENTS DON'T SUPPORT TRUMP'S POLICIES OR LEADERSHIP STYLE

Trump Policy and Style Opinion



Hispanics



Non-Hispanics

- I don't support Donald Trump's policies or leadership style
- I support Donald Trump's policies but dislike his leadership style
- I support Donald Trump's policies and like his leadership style

THE ISSUES/CURRENT EVENTS

HISPANICS' TOP ISSUES ARE AMERICA'S TOP ISSUES: ECONOMY/JOB, IMPACT OF CORONAVIRUS ON ECONOMY, CORONAVIRUS, HEALTHCARE ARE KEY ISSUES AMONG ALL RESPONDENTS

-IMPACT OF CORONAVIRUS ON ECONOMY, EDUCATION, ENTITLEMENTS/SOCIAL SERVICES REFORM, GUN CONTROL OF GREATER IMPORTANCE AMONG HISPANICS

How important are each of the following issues to you?

Issue Importance TopBox

	Hispanic (Top Box)	Non- Hispanic (Top Box)		Hispanic (Top Box)	Non- Hispanic (Top Box)
Economy / Jobs	75%	66%	Taxes	51%	51%
Impact of the coronavirus on the economy	73%	63%	Military / Veterans	49%	52%
Coronavirus / COVID - 19	72%	64%	Race Relations	48%	40%
Healthcare	70%	66%	The National Debt	45%	38%
Social Security / Medicare	68%	65%	Immigration reform	45%	36%
Education	63%	52%	Police Reform	45%	37%
Cost of Living	62%	59%	Second amendment rights	44%	41%
Entitlements / social services reform (Medicare, Welfare, etc.)	59%	47%	Foreign Policy/International Trade	42%	36%
Crime and public safety	59%	60%	Border security	40%	43%
National security / Terrorism	59%	55%	Infrastructure investment	36%	34%
Gun control	58%	43%	Social issues like abortion or LGBTQ rights	35%	32%
Climate Change	51%	42%			

KEY ISSUES FOR LIKELY TRUMP VOTERS: ECONOMY/JOB, NATIONAL SECURITY/TERRORISM, CRIME AND PUBLIC SAFETY

KEY ISSUES FOR LIKELY BIDEN VOTERS: CORONAVIRUS, IMPACT OF CORONAVIRUS ON ECONOMY, HEALTHCARE

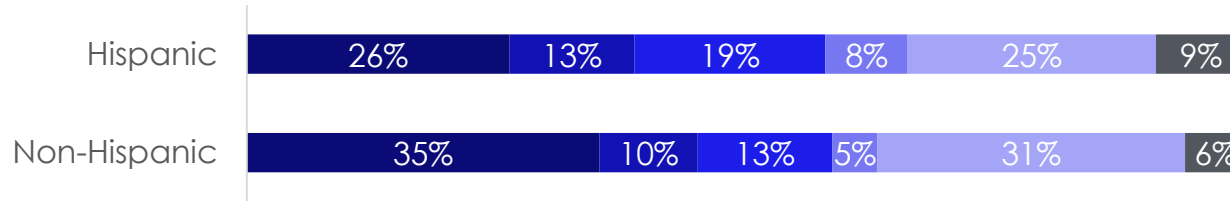
Top 10 issues among definitely/probably <u>Trump</u> voters	% Hispanic Top Box
Economy/Jobs	79%
National Security/Terrorism	76%
Crime and Public Safety	69%
Social Security/Medicare	68%
Impact of Coronavirus on Economy	67%
Healthcare	63%
Education	62%
Border Security	62%
Taxes	62%
Cost of Living	61%

Top 10 issues among definitely/probably <u>Biden</u> voters	% Hispanic Top Box
Coronavirus/COVID-19	82%
Impact of Coronavirus on Economy	76%
Healthcare	76%
Economy/Jobs	69%
Social Security/Medicare	69%
Cost of Living	63%
Gun Control	62%
Education	61%
Entitlements/Social Services Reform	61%
Race Relations	58%

**CONFIRMING NEW JUSTICE BEFORE ELECTION TOP TWO BOX:
 -39% HISPANICS, 45% NON-HISPANICS STRONGLY/SOMEWHAT STRONGLY SUPPORT
 -33% HISPANICS, 36% NON-HISPANICS STRONGLY/SOMEWHAT STRONGLY OPPOSE**

Supreme Court Justice Ruth Bader Ginsburg has recently passed away. Do you support or oppose her replacement being confirmed before the November 2020 election?

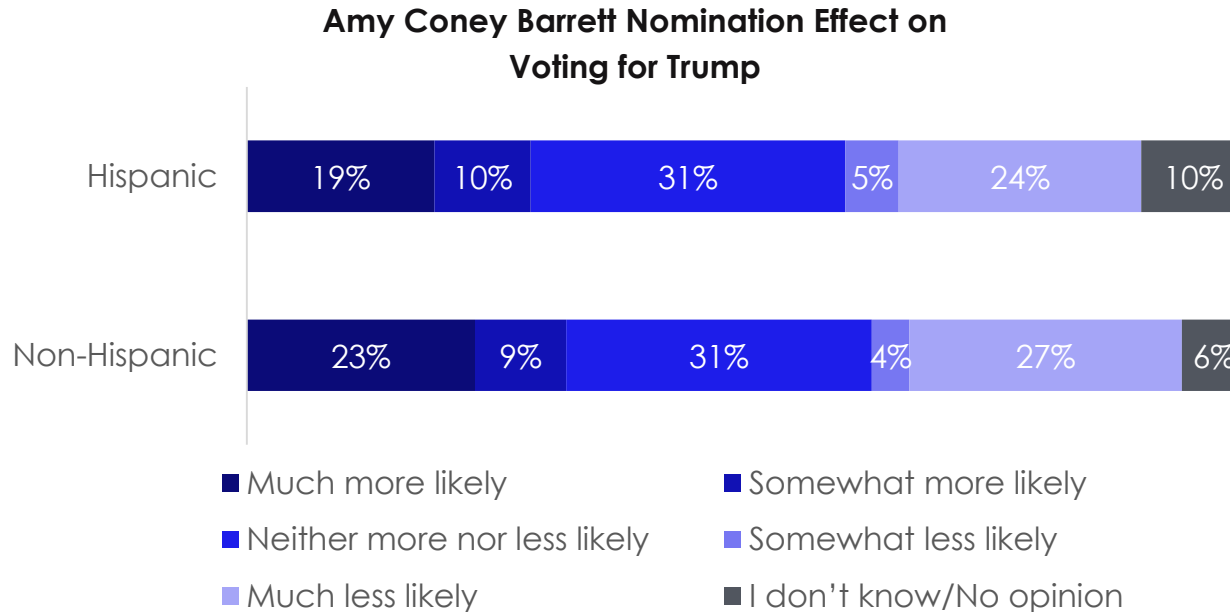
Ruth Bader Ginsberg Replacement



- Strongly support confirming new Justice before election
- Somewhat support confirming new Justice before election
- Neutral, neither support or oppose
- Somewhat oppose confirming new Justice before election
- Strongly oppose confirming new Justice before election
- I don't know/no opinion

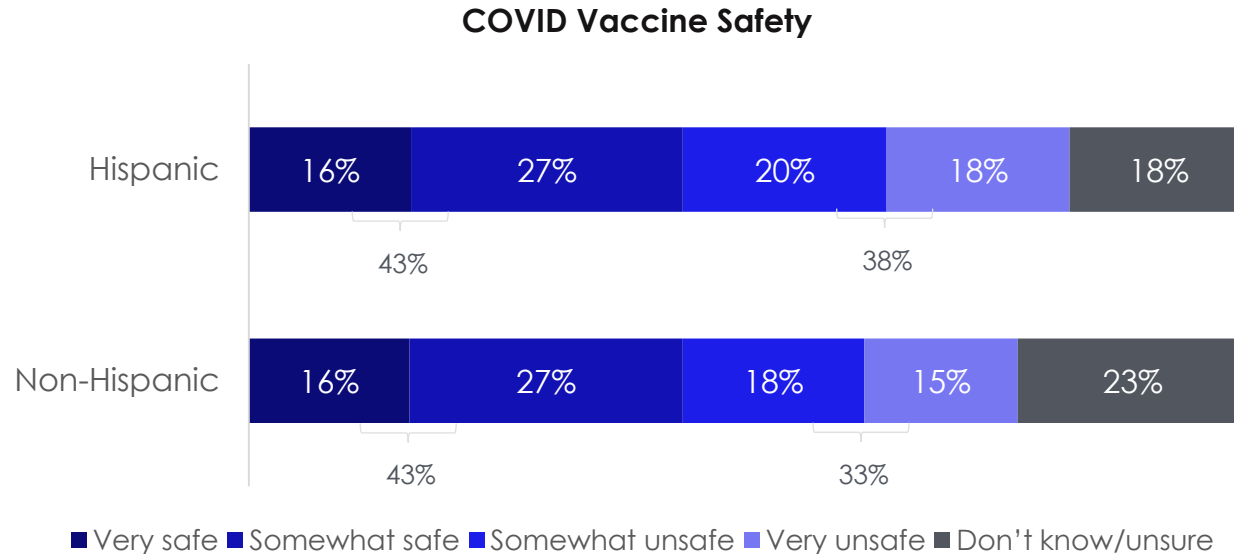
IMPACT OF TRUMP NOMINATING AMY CONEY BARRETT: -19% HISPANICS, 23% NON-HISPANICS MUCH MORE LIKELY TO VOTE FOR TRUMP -24% HISPANICS, 27% NON-HISPANICS MUCH LESS LIKELY TO VOTE FOR TRUMP

President Trump has nominated Judge Amy Coney Barrett to fill the Supreme Court vacancy that arose from the passing of Justice Ruth Bader Ginsberg. Does this nomination make you more or less likely to vote for Donald Trump for President?



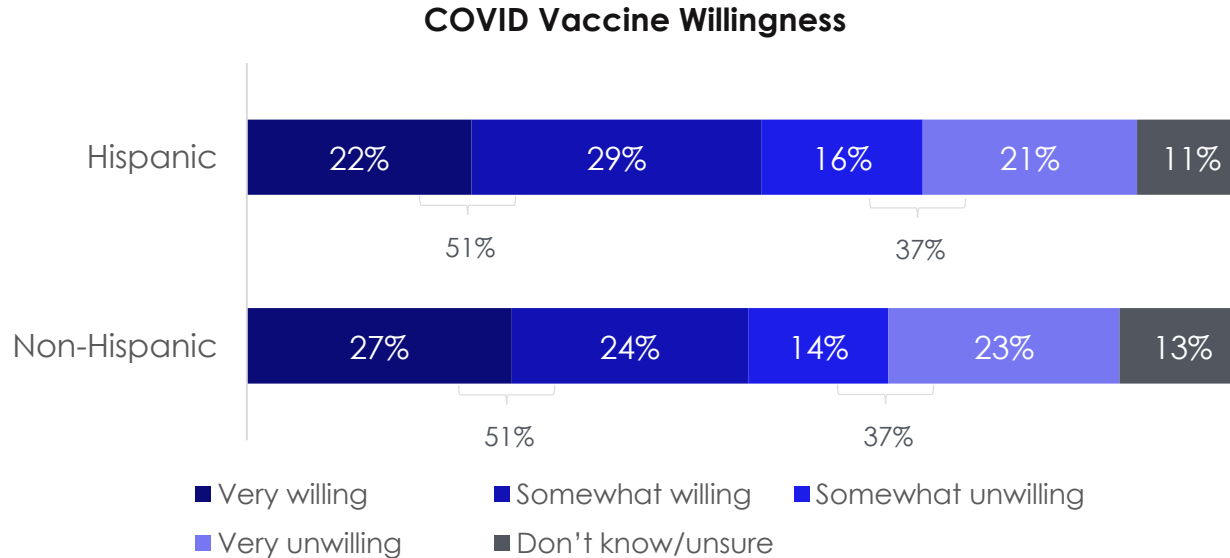
VACCINE SAFETY IF AVAILABLE BEFORE END OF YEAR TOP TWO BOX:
-VERY/SOMEWHAT SAFE: 43% ALL RESPONDENTS
-VERY/SOMEWHAT UNSAFE: 38% HISPANICS, 33% NON-HISPANICS

If a vaccine for COVID-19 was available before the end of the year, how safe do you think it will be to take?



**WILLING TO TAKE VACCINE BEFORE END OF YEAR TOP TWO BOX:
-VERY/SOMEWHAT WILLING: 51% ALL RESPONDENTS
-VERY/SOMEWHAT UNWILLING: 37% ALL RESPONDENTS**

If a vaccine for COVID-19 was available before the end of the year and you believed it was safe, how willing or unwilling would you be to take it?

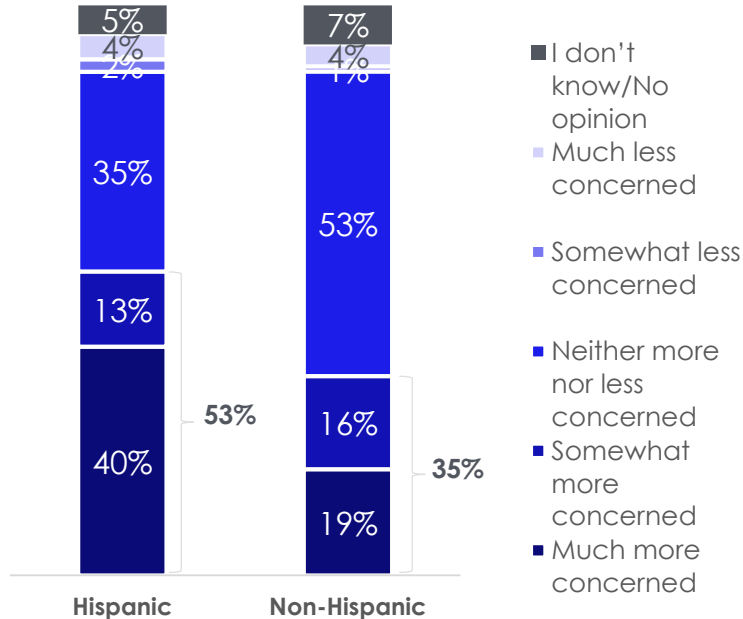


TOP TWO BOX: TRUMP COVID DIAGNOSIS

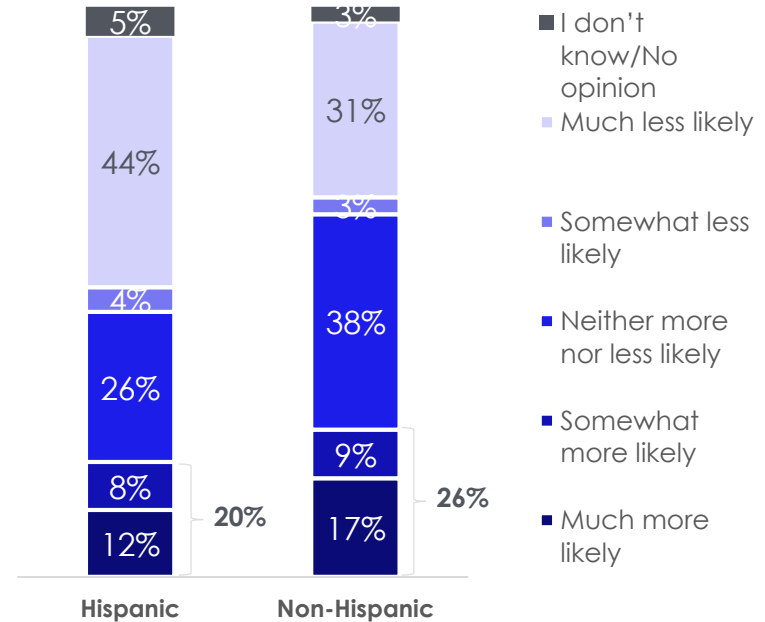
-53% HISPANICS, 35% NON-HISPANICS SOMEWHAT/MUCH MORE CONCERNED FOR SELF AND FAMILY

-20% HISPANICS, 26% NON-HISPANICS SOMEWHAT/MUCH MORE LIKELY TO VOTE TRUMP

Effect of Trump COVID Diagnosis on Concern for Self and Family



Effect of Trump COVID Diagnosis on Likelihood to Vote Trump



Among registered voters 18+
Source: Univision political tracker in collaboration with Media Predict as of October 2020

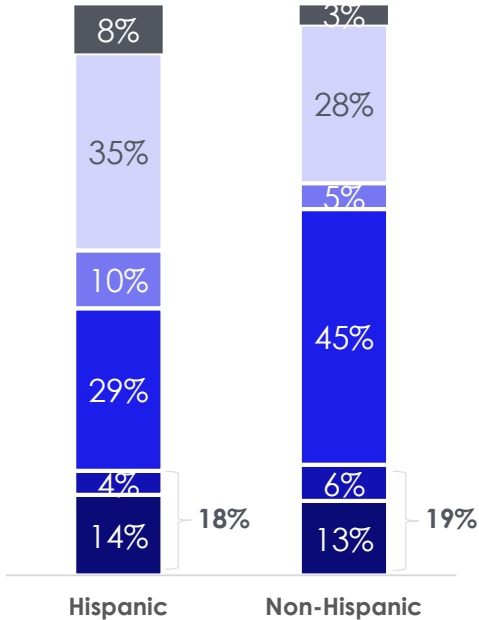
TOP TWO BOX: EFFECT OF TRUMP COVID DIAGNOSIS ON TRUMP OPINION

-18% HISPANICS, 19% NON-HISPANICS SOMEWHAT MORE/MUCH MORE FAVORABLE OPINION

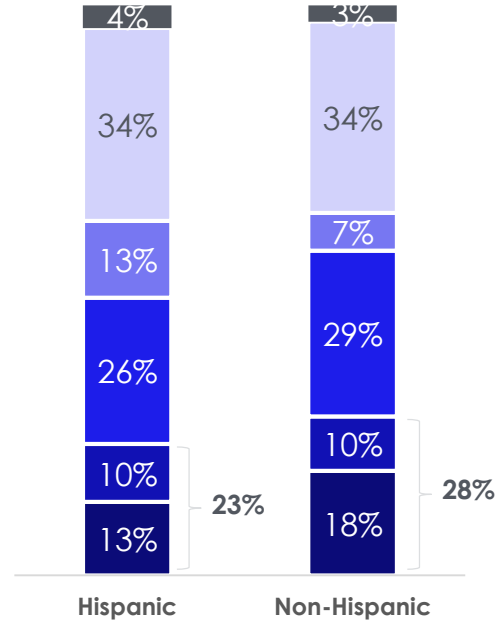
TOP TWO BOX: EFFECT OF TRUMP HANDLING OF COVID DIAGNOSIS ON TRUMP OPINION

-23% HISPANICS, 28% NON-HISPANICS SOMEWHAT MORE/MUCH MORE FAVORABLE OPINION

Effect of Trump COVID Diagnosis on Trump Opinion



Effect of Trump Handling of COVID Diagnosis on Trump Opinion



- I don't know/No opinion
- Much less favorable
- Somewhat less favorable
- Neither more nor less favorable
- Somewhat more favorable
- Much more favorable

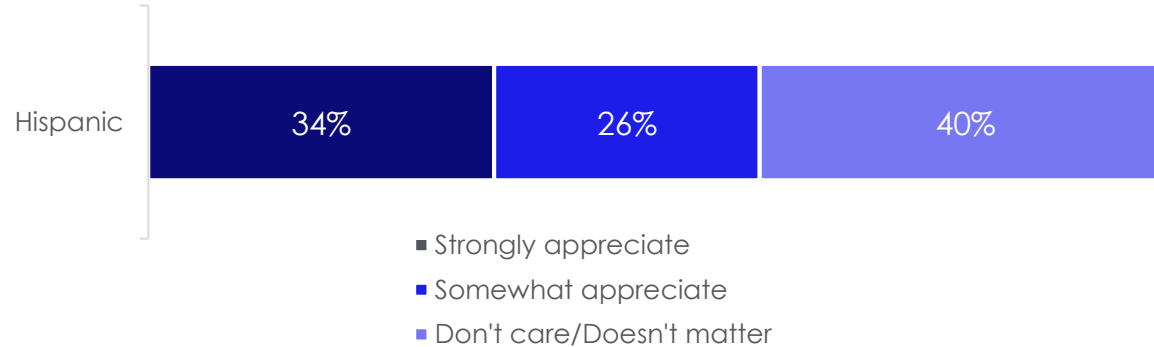
Among registered voters 18+
Source: Univision political tracker in collaboration with Media Predict as of October 2020

THE IMPORTANCE OF SPANISH LANGUAGE

60% OF HISPANICS STRONGLY/SOMEWHAT APPRECIATE CANDIDATES WHO ADVERTISE IN SPANISH

When you follow a political campaign for President, Congress, Senate or Governor, do you appreciate when candidates advertise in Spanish in trying to win your vote?

Spanish Language Campaigns



**COMMUNICATING IN SPANISH:
 -63% OF HISPANICS AGREE POLITICAL PARTIES/CANDIDATES WHO ADVERTISE IN
 SPANISH WANT THEIR VOTE
 -53% AGREE IT SHOWS THEM CANDIDATES ARE TRULY INTERESTED IN HISPANICS AND
 THEIR COMMUNITY**

How much do you agree or disagree with each of the following statements? **[Spanish Language Campaigns]**

Statement	Hispanic	
	Agree	Disagree
Political parties and candidates who advertise in Spanish are showing me they want my vote.	63%	4%
When a political party or candidate communicates with me in Spanish, it suggests that they are truly interested in Hispanics and our community.	53%	12%

5 pt Scale: Agree = 4,5, Disagree = 1,2, Neutral = 3 (not reported), No opinion = 0 (Not reported)

Agree and Disagree above will not sum to 100%

Among registered voters 18+

Source: Univision political tracker in collaboration with Media Predict as of September 2020



CORONAVIRUS

-HANDLING APPROVAL

-EFFECTS ON JOBS

-SCHOOL OPENING STATEMENTS AND PARENT OPINION

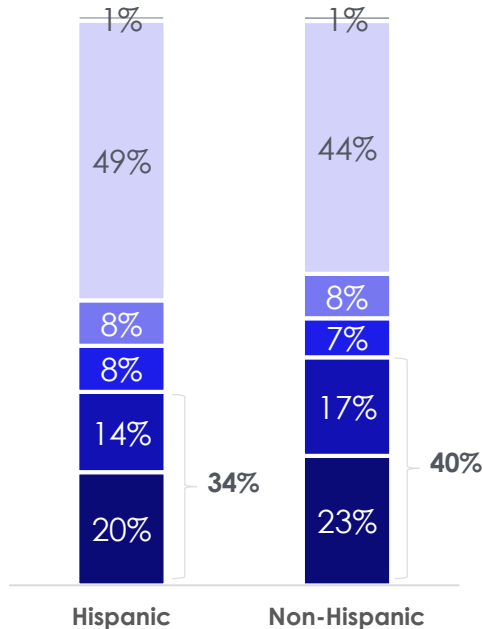
APPROVE TRUMP HANDLING OF CORONAVIRUS TOP TWO BOX:

-HISPANICS 34%, NON-HISPANICS 40%

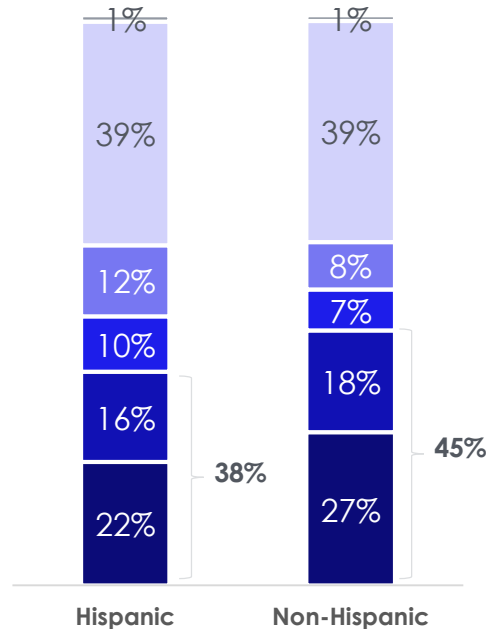
APPROVE TRUMP HANDLING ECONOMIC IMPACT OF CORONAVIRUS TOP TWO BOX:

-HISPANICS 38%, NON-HISPANICS 45%

Trump Handling of Coronavirus



Trump Handling of Economic Impact of Coronavirus



- I don't know/No opinion
- Strongly disapprove
- Somewhat disapprove
- Neither approve nor disapprove
- Somewhat approve
- Strongly approve

APPROVE CONGRESS HANDLING OF CORONAVIRUS TOP TWO BOX:

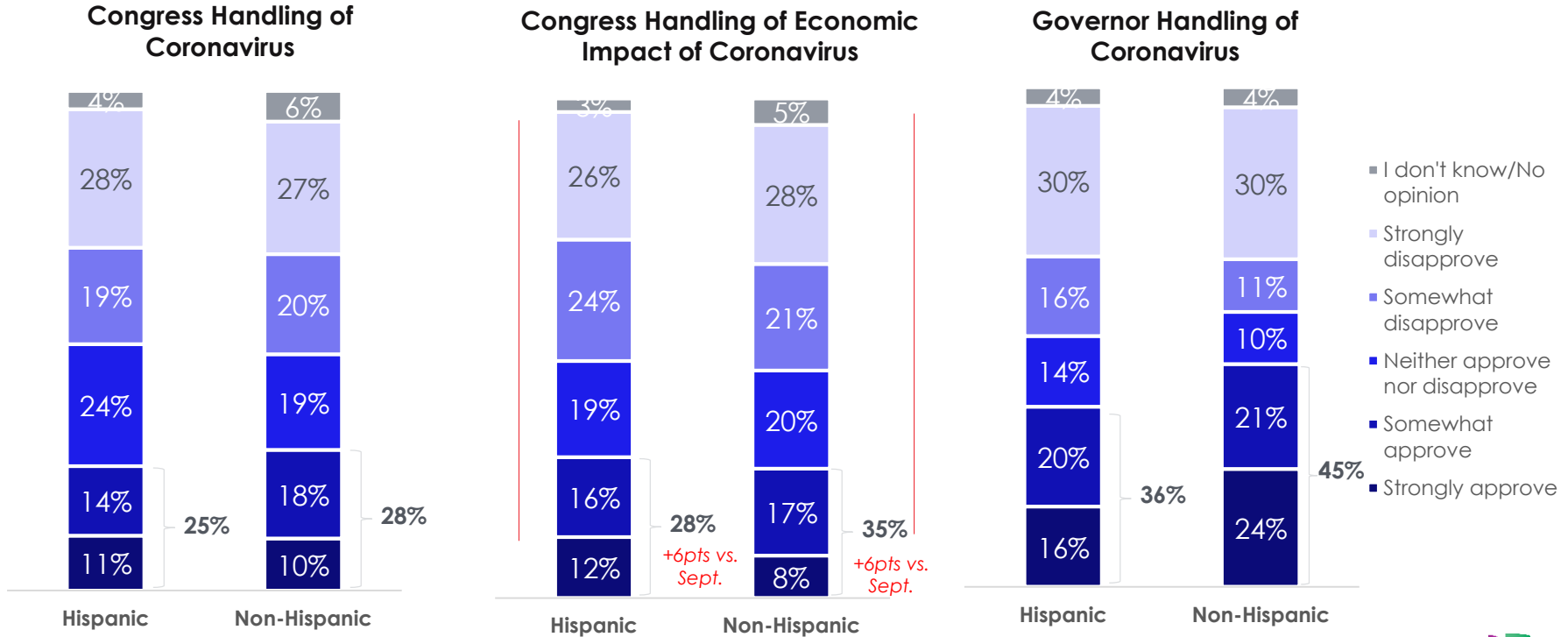
-HISPANICS 25%, NON-HISPANICS 28%

APPROVE CONGRESS HANDLING OF ECONOMIC IMPACT CORONAVIRUS TOP TWO BOX:

-HISPANICS 28%, NON-HISPANICS 35%

APPROVE GOVERNOR HANDLING OF CORONAVIRUS TOP TWO BOX:

-HISPANICS 36%, NON-HISPANICS 45%



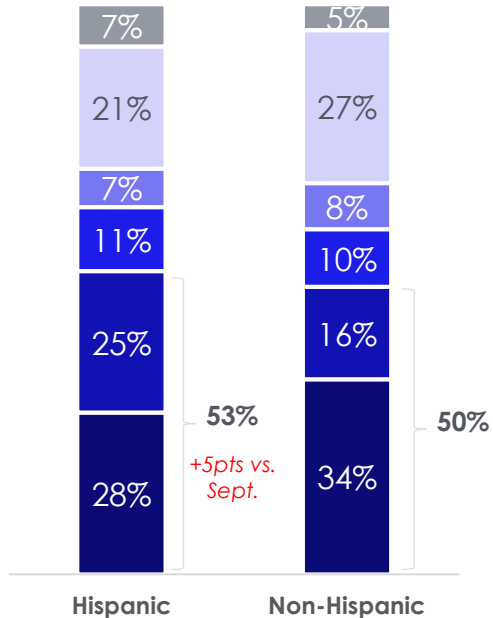
BIDEN HANDLING OF CORONAVIRUS WOULD BE BETTER TOP TWO BOX:

-HISPANICS 53%, NON-HISPANICS 50%

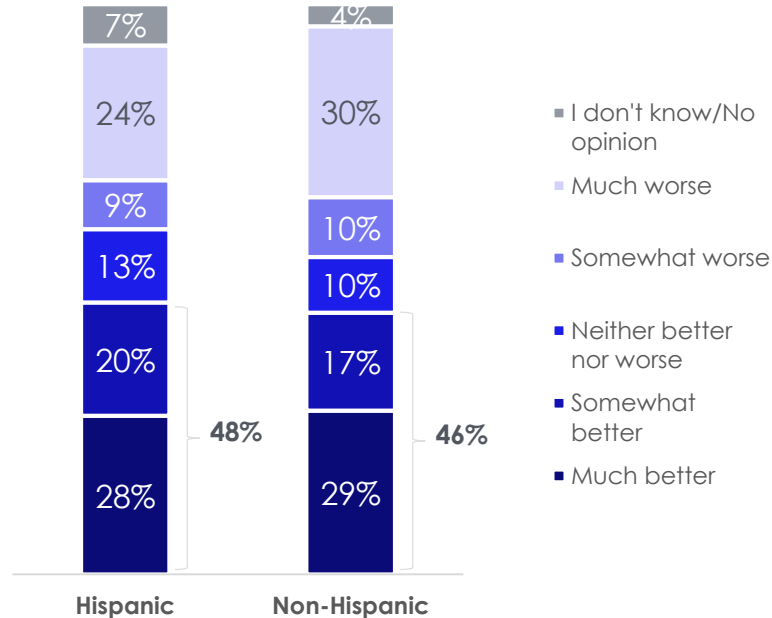
BIDEN HANDLING OF ECONOMIC IMPACT OF CORONAVIRUS WOULD BE BETTER TOP TWO BOX:

-HISPANICS 48%, NON-HISPANICS 46%

Biden Handling of Coronavirus – Better or Worse



Biden Handling of Economic Impact of Coronavirus – Better or Worse

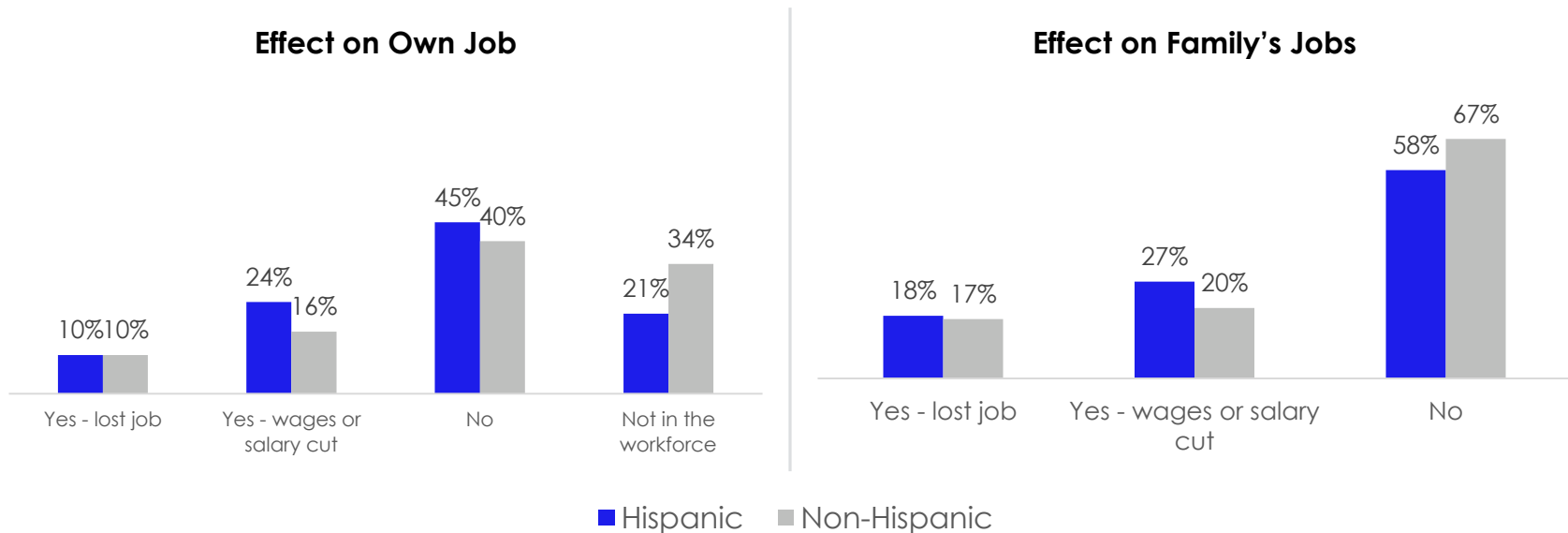


Among registered voters 18+
Source: Univision political tracker in collaboration with Media Predict as of October 2020

CORONAVIRUS EFFECT ON JOB: -10% OF RESPONDENTS HAVE LOST JOB; HIGHER % HISPANICS HAVE SEEN WAGES/SALARY CUT THAN NON-HISPANICS -HIGHER % OF HISPANICS HAVE SEEN SOMEONE IN FAMILY LOSE JOB OR HAD WAGES/SALARY CUT THAN NON-HISPANICS

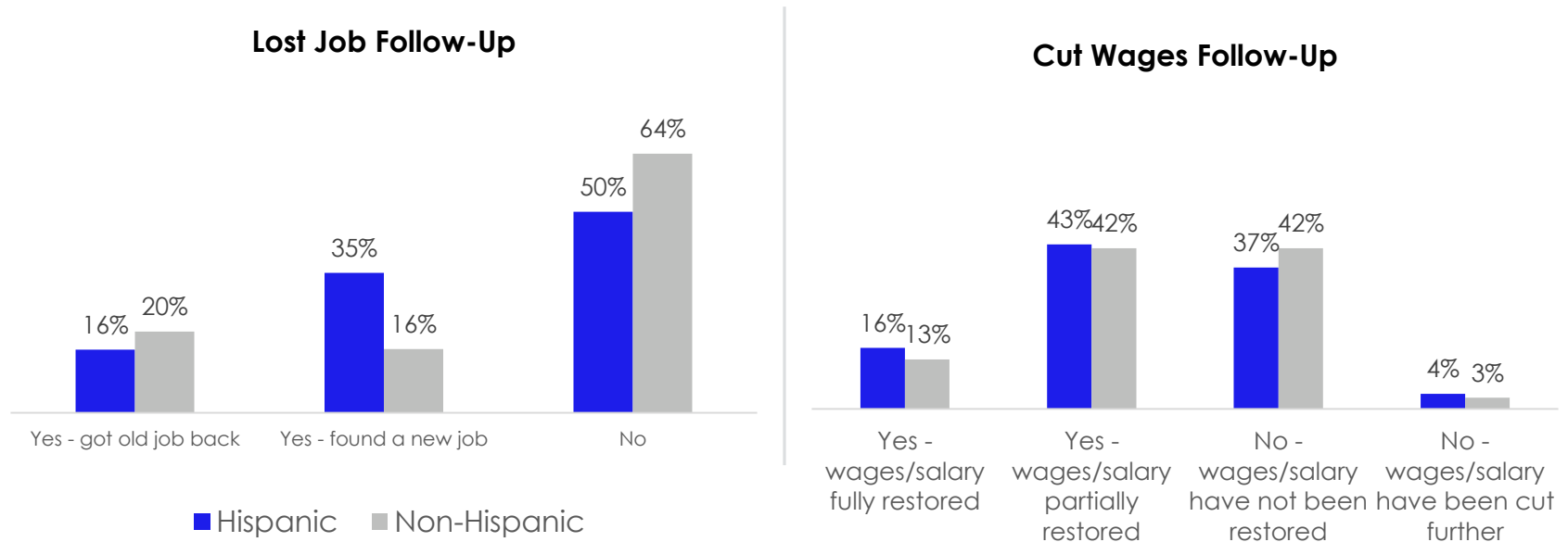
Have you lost your job or have your wages or salary been cut because of the coronavirus?

Besides you, has anyone in your family lost their job or have your wages or salary been cut because of the coronavirus?



AMONG THOSE WHO LOST JOB, OVER 50% OF RESPONDENTS HAVE NOT GOTTEN JOB BACK/FOUND NEW ONE -AMONG THOSE WHO HAD WAGES CUT, 40% RESPONDENTS HAVE NOT HAD WAGES RESTORED

You answered that you had lost your job due to the coronavirus, have you since gotten your job back or found a new one?
You answered that you had your wages or salary cut due to the coronavirus, have you since had your wages/salary restored?



SCHOOL OPENING STATEMENTS

This year, schools are operating in a variety of ways, from being open for full-time in-person instruction to being completely on-line. For each of the following, please indicate how effective or ineffective you think they are in educating children.

Full Time:

Schools that are doing full-time in-person teaching.

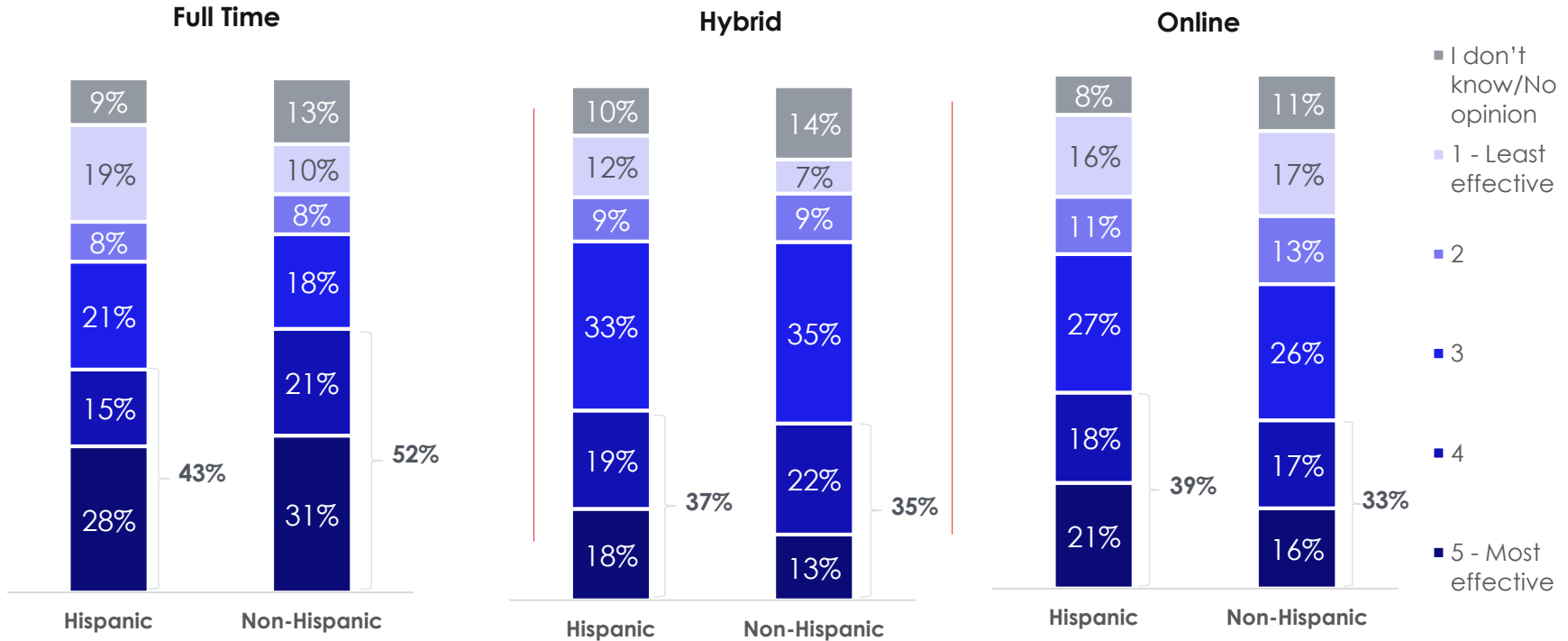
Hybrid:

Schools that are operating with a “hybrid” option where students split their time between in-person and on-line education. Half the students are physically at school at any time and the other half are on-line (remote learning).

Online:

Schools that are not open physically and do on-line education (remote learning) only.

**SCHOOL OPENING OPTIONS TOP TWO BOX EFFECTIVE IN EDUCATING CHILDREN:
 FULL-TIME: 43% HISPANICS, 52% NON-HISPANICS MOST EFFECTIVE
 HYBRID: 37% HISPANICS, 35% NON-HISPANICS MOST EFFECTIVE
 ONLINE: 39% HISPANICS, 33% NON-HISPANICS MOST EFFECTIVE**



COVID-19/ECONOMY STATEMENTS

- MAJORITY OF RESPONDENTS AGREE ECONOMY WILL GET WORSE IF COVID CASES RISE, ARE VERY WORRIED ABOUT WHAT IS HAPPENING TO THE ECONOMY
- ABOUT 60% RESPONDENTS HAVE ALREADY CUT BACK SPENDING SIGNIFICANTLY, AGREE THE ECONOMIC PROBLEMS CAUSED BY THE LOCKDOWN WILL HURT MORE PEOPLE THAN THE CORONAVIRUS
- 59% HISPANICS, 54% NON-HISPANICS EXPECT PERSONAL ECONOMIC SITUATION TO GET BETTER IN NEXT FEW YEARS
- HISPANICS GREATER AGREEMENT THE CORONAVIRUS HAS HURT MY PERSONAL ECONOMIC SITUATION SIGNIFICANTLY ALREADY, WILL HURT MY PERSONAL ECONOMIC SITUATION SIGNIFICANTLY

How much do you agree or disagree with each of the following statements? [Coronavirus crisis and the economy – 1 of 3]

Statement	Hispanic		Non-Hispanic	
	Agree	Disagree	Agree	Disagree
I am very worried about what is happening to the economy	80%	7%	75%	8%
I believe the economy will get worse if COVID cases rise	77%	8%	74%	8%
The economic problems caused by the lockdown of the country will hurt more people than the coronavirus	62%	17%	56%	24%
I have already cut back my spending significantly in reaction to the coronavirus	61%	13%	57%	23%
I expect my personal economic situation to get better in the next few years	59%	13%	54%	14%
The impact of the coronavirus has hurt my personal economic situation significantly already	50%	24%	45%	34%
I expect that the coronavirus will hurt my personal economic situation significantly	45%	29%	40%	32%

5 pt Scale: Agree = 4,5, Disagree = 1,2, Neutral = 3 (not reported), No opinion = 0 (Not reported)

Agree and Disagree above will not sum to 100%

Among registered voters 18+

Source: Univision political tracker in collaboration with Media Predict as of October 2020



-HISPANICS GREATER AGREEMENT I AM WORRIED ABOUT MAKING OTHER PAYMENTS LIKE PHONE, CREDIT CARD AND CAR PAYMENTS OVER THE NEXT FEW MONTHS

-ABOUT 40% OF RESPONDENTS AGREE: I EXPECT MY SPENDING/INCOME WILL RETURN TO PRE-CORONAVIRUS LEVELS ONCE THE ECONOMY REOPENS, I AM MORE WORRIED ABOUT THE ECONOMY THAN I AM THE CORONAVIRUS, I AM MORE CONFIDENT ABOUT MY PERSONAL ECONOMIC SITUATION THAN IN THE FIRST FEW MONTHS OF THE PANDEMIC, I EXPECT THAT MY SPENDING/INCOME WILL RETURN TO PRE-CORONAVIRUS LEVELS ONCE THE ECONOMY REOPENS

How much do you agree or disagree with each of the following statements? [Coronavirus crisis and the economy – 2 of 3]

Statement	Hispanic		Non-Hispanic	
	Agree	Disagree	Agree	Disagree
I believe that the economy will bounce back as soon as the restrictions related to coronavirus are lifted	45%	28%	52%	31%
I expect that my income will return to pre-coronavirus levels once the economy reopens	44%	16%	37%	17%
I am worried about making other payments, like phone, credit card, and car payments, over the next few months	43%	29%	34%	44%
I am confident that Social Security and Medicare benefits will be available to me when I retire, similarly to current retirees	43%	23%	50%	23%
I am more worried about the economy than I am about the coronavirus	41%	30%	41%	36%
I am more confident about my personal economic situation than I was in the first few months of the coronavirus pandemic	40%	26%	41%	26%
I expect that my spending will return to pre-coronavirus levels once the economy reopens	40%	28%	40%	21%

5 pt Scale: Agree = 4,5, Disagree = 1,2, Neutral = 3 (not reported), No opinion = 0 (Not reported)

Agree and Disagree above will not sum to 100%

Among registered voters 18+

Source: Univision political tracker in collaboration with Media Predict as of October 2020



HISPANICS GREATER AGREEMENT I AM WORRIED ABOUT MAKING MY MORTGAGE/RENT PAYMENTS OVER THE NEXT FEW MONTHS

RESPONDENTS DISAGREE:

- THE HEALTH RISK OF THE CORONAVIRUS IS OVERBLOWN
- I HAVE STARTED TO SPEND MORE THAN I WAS SPENDING IN THE FIRST FEW MONTHS OF THE CORONAVIRUS PANDEMIC
- I BELIEVE I WILL LOSE MY JOB SOMETIME IN THE NEXT FEW MONTHS
- I BELIEVE THAT MY WAGE/SALARY WILL BE CUT IN THE NEXT FEW MONTHS (EQUAL % OF HISPANICS AGREE)

How much do you agree or disagree with each of the following statements? [Coronavirus crisis and the economy – 3 of 3]

Statement	Hispanic		Non-Hispanic	
	Agree	Disagree	Agree	Disagree
I am worried about making my mortgage/rent payment over the next few months	37%	33%	29%	48%
I have started to spend more than I was spending in the first few months of the coronavirus pandemic	37%	40%	34%	41%
The health risk of the coronavirus is overblown	33%	51%	36%	51%
I believe that my wages/salary will be cut sometime in the next few months	31%	32%	23%	40%
I believe that I will lose my job sometime in the next few months	20%	40%	16%	46%

5 pt Scale: Agree = 4,5, Disagree = 1,2, Neutral = 3 (not reported), No opinion = 0 (Not reported)

Agree and Disagree above will not sum to 100%

Among registered voters 18+

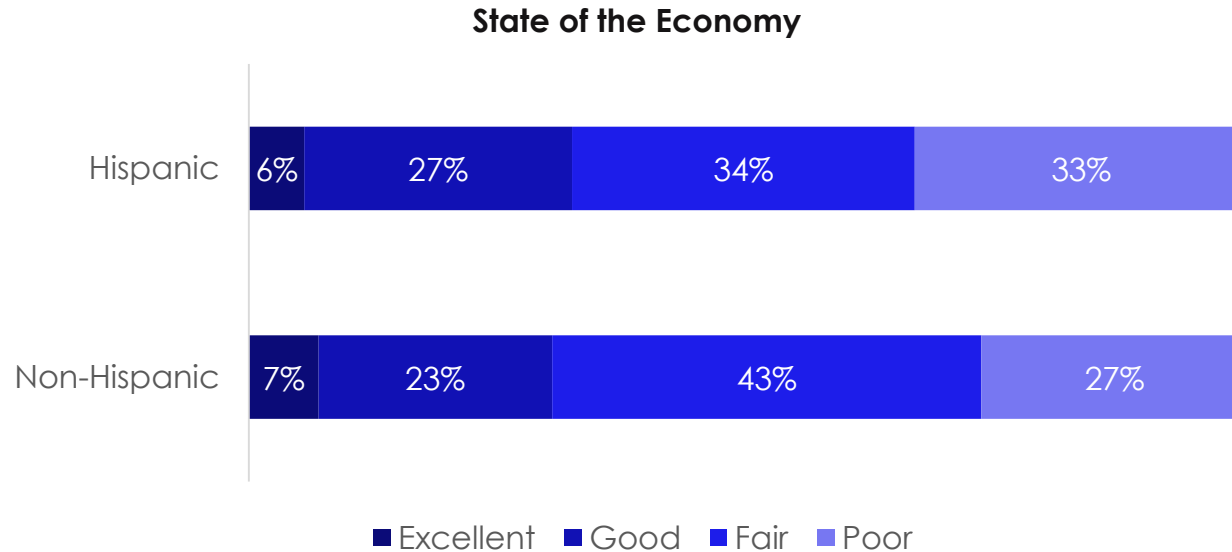
Source: Univision political tracker in collaboration with Media Predict as of October 2020



ECONOMY

-6% OF HISPANICS, 7% NON-HISPANICS RATE THE ECONOMY AS EXCELLENT -33% OF HISPANICS AND 27% NON-HISPANICS RATE IT AS POOR

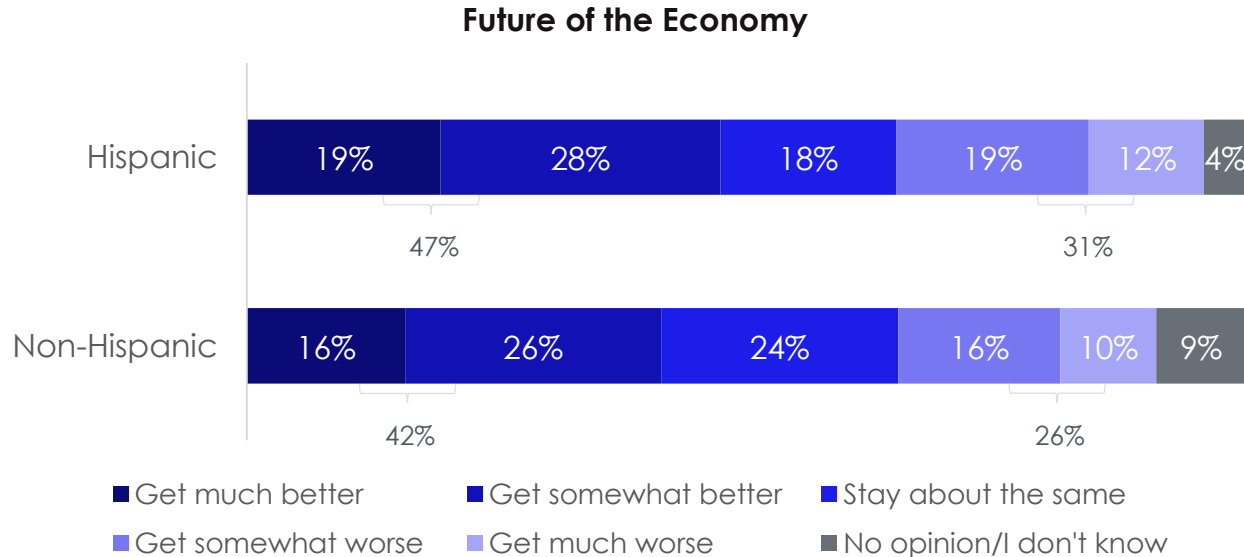
How would you rate the economy of the United States right now?



HOW WILL THE ECONOMY BE OVER NEXT FEW MONTHS?

-MUCH/SOMEWHAT BETTER: HISPANIC 47%, NON-HISPANIC 42%
-MUCH/SOMEWHAT WORSE: HISPANIC 31%, NON-HISPANIC 26%

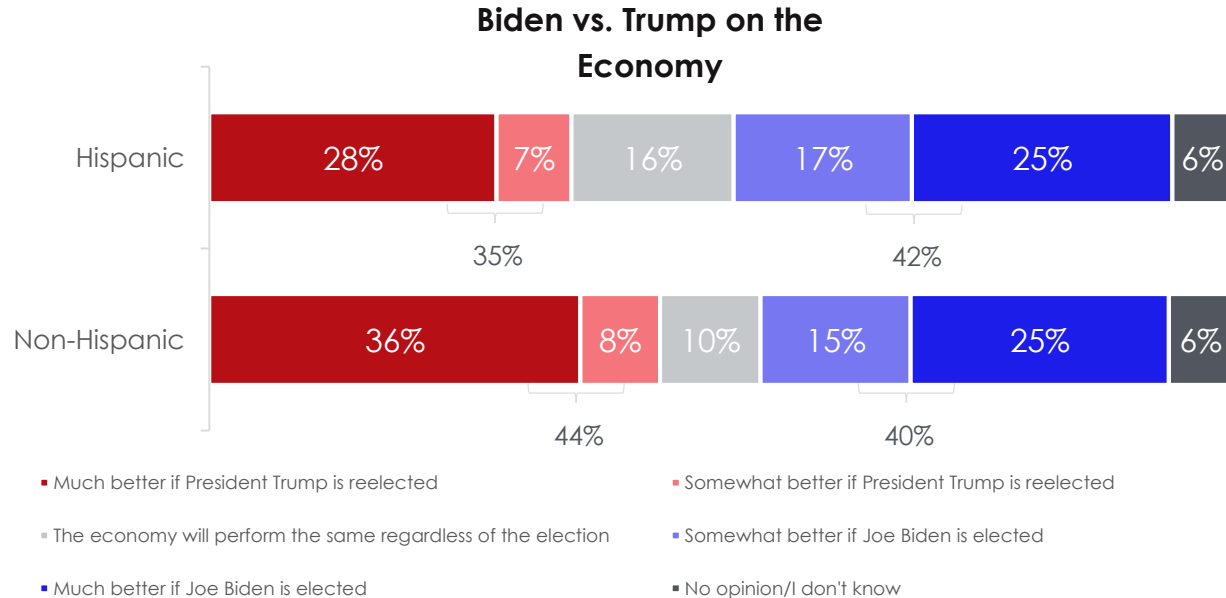
Thinking ahead to a few months from now... Do you believe the economy will get better, get worse, or stay about the same as it is now?



ECONOMY WILL DO BETTER TOP TWO BOX:

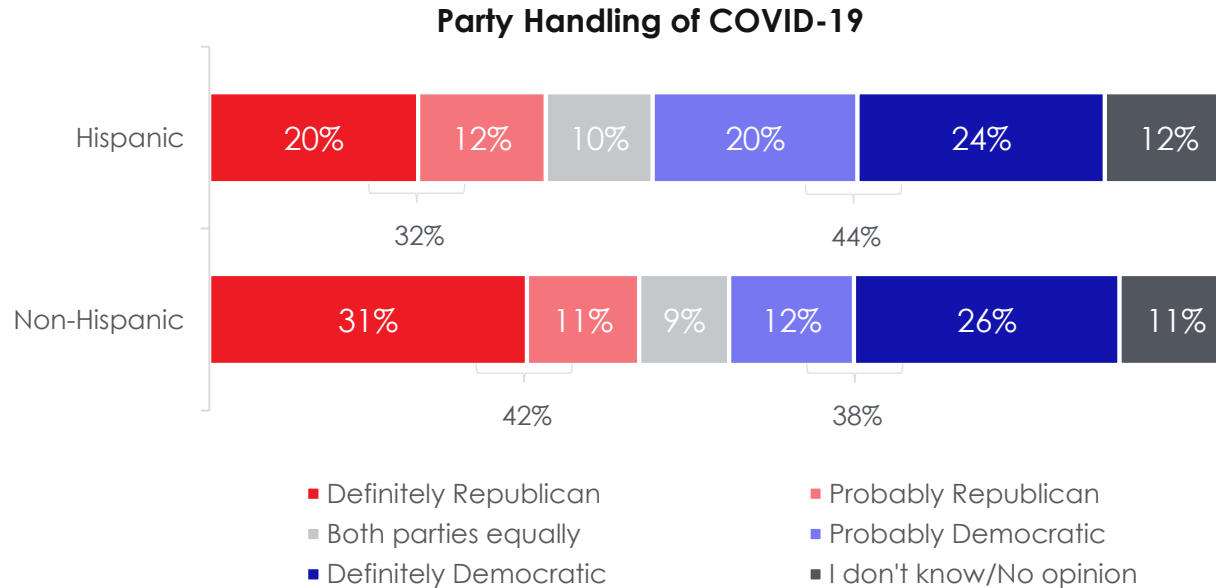
- IF BIDEN ELECTED: HISPANICS 42%, NON-HISPANICS 40%
- IF TRUMP REELECTED: HISPANICS 35%, NON-HISPANICS 44%

Will the economy do better if President Trump is reelected or if Joe Biden is elected president?



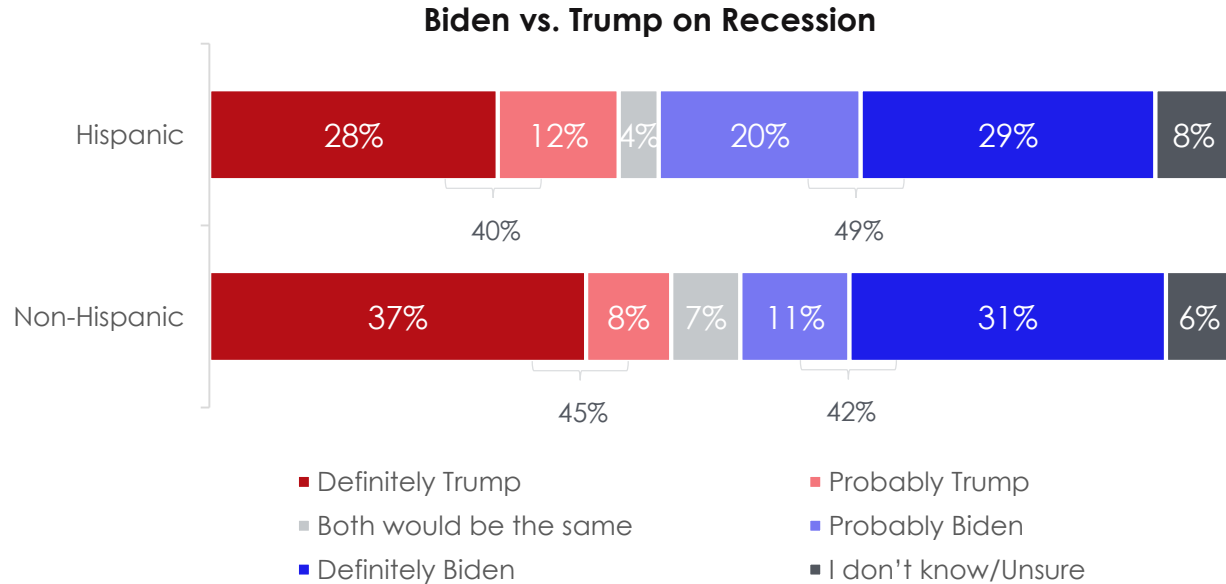
PARTY BETTER ABLE TO HANDLE ECONOMIC IMPACT OF THE VIRUS TOP TWO BOX:
-HISPANICS: DEMOCRATIC 44%, REPUBLICAN 32%
-NON-HISPANICS: DEMOCRATIC 38%, REPUBLICAN 42%

Which party is better able to handle the economic impact of the coronavirus?



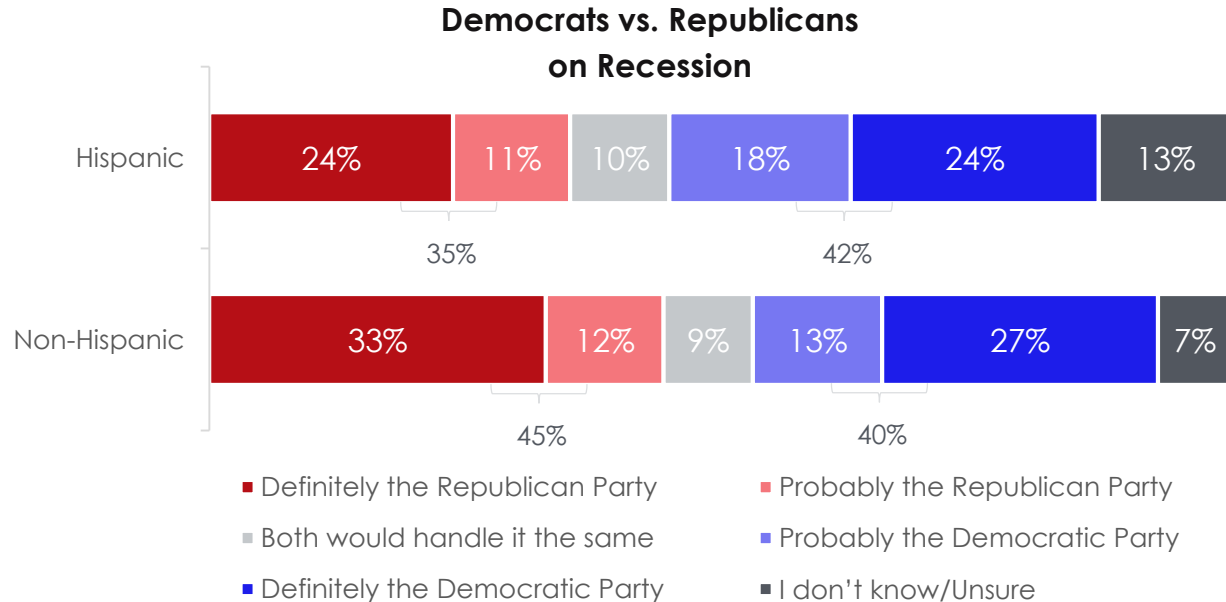
**PRESIDENTIAL CANDIDATE BEST ABLE TO HANDLE AN ECONOMIC RECESSION TOP TWO BOX:
 -BIDEN: HISPANICS 49%, NON-HISPANICS 42%
 -TRUMP: HISPANICS 40%, NON-HISPANICS 45%**

Which presidential candidate would best be able to handle an economic recession, President Donald Trump or Joe Biden?



POLITICAL PARTY BEST ABLE TO HANDLE AN ECONOMIC RECESSION TOP TWO BOX:
-REPUBLICAN: HISPANICS 35%, NON-HISPANICS 45%
-DEMOCRATIC: HISPANICS 42%, NON-HISPANICS 40%

Which political party would best be able to handle an economic recession, the Republican Party or the Democratic Party?



HEALTHCARE

ABOUT 60% OF RESPONDENTS RANK BRINGING DOWN PRICE OF HEALTH INSURANCE DEDUCTIBLES, COPAYS, AND PREMIUMS AS TOP HEALTHCARE PRIORITY

-49% OF RESPONDENTS RANK IMPROVING ACCESS TO HEALTHCARE SECOND IN IMPORTANCE

Other than the ongoing Coronavirus issues, which TWO of the following do you believe should be the top priorities when it comes to our nation's health care system...

Please rank the two top priorities when it comes to our nation's health care system, with 1 being the most important, and 2 being the 2nd most important.

Statement	Hispanic		Non-Hispanic	
	Selected	Rank Index	Selected	Rank Index
Bringing down the price of health insurance deductibles, copays and premiums	57%	148	60%	152
Lowering the price of prescription drugs	49%	116	49%	115
Improving access to health care	46%	122	45%	121
Ensuring that the latest drugs and treatments are available to patients	33%	78	28%	69
Dealing with the opioid/painkiller addiction epidemic	15%	35	19%	43

*The rank index is calculated by combining both how often each statement was chosen, and the ranking of each respondent's top 2 statements

- MAJORITY AGREE PEOPLE SHOULD BE REQUIRED TO MAINTAIN SOCIAL DISTANCING AND WEAR FACEMASKS UNTIL THREAT FROM CORONAVIRUS IS GONE; DRUG ABUSE IS A SERIOUS PUBLIC HEALTH ISSUE,
- ALMOST 70% RESPONDENTS AGREE I AM GENERALLY SATISFIED WITH MY HEALTHCARE COVERAGE
- ABOUT 60% AGREE GOVT FUNDED HEALTH INSURANCE SHOULD BE AVAILABLE TO EVERYONE IN THE U.S.
- 49% OF RESPONDENTS AGREE MEDICAID AND MEDICARE ARE WORKING WELL NOW

How much do you agree or disagree with each of the following statements? **[Healthcare - 1 of 2]**

Statement	Hispanic		Non-Hispanic	
	Agree	Disagree	Agree	Disagree
People should be required to maintain social distancing (i.e., stay at least 6 feet away from other people) until the threat from coronavirus is gone	83%	6%	80%	10%
People should be required to wear facemasks in public until the threat from coronavirus is gone	82%	9%	74%	14%
Drug abuse is a serious public health issue in the United States.	80%	6%	81%	7%
I am generally satisfied with my healthcare coverage.	69%	14%	67%	15%
The best way to address healthcare issues in the United States is to improve the current system, including improving the Affordable Care Act (also known as Obamacare).	65%	15%	59%	20%
Government funded health insurance should be available to everyone in the United States.	63%	17%	56%	26%
Medicaid and Medicare are working well now.	49%	19%	49%	18%
Medicare For All (that includes the elimination of all private health insurance) would not negatively impact the quality or availability of healthcare services in the United States.	42%	30%	33%	40%

5 pt Scale: Agree = 4,5, Disagree = 1,2, Neutral = 3 (not reported), No opinion = 0 (Not reported)

Agree and Disagree above will not sum to 100%

Among registered voters 18+

Source: Univision political tracker in collaboration with Media Predict as of October 2020



-HISPANICS GREATER AGREEMENT GOVT SHOULD ELIMINATE ALL PRIVATE HEALTH INSURANCE AND REPLACE IT WITH A GOVT-RUN PROGRAM LIKE MEDICARE

-HISPANICS FAR LOWER AGREEMENT ABORTION SHOULD BE LEGAL ONLY IN FIRST TRIMESTER

RESPONDENTS DISAGREE:

-ABORTION SHOULD BE AVAILABLE TO A WOMAN AT ANY TIME DURING HER PREGNANCY

-GOVT FUNDS SHOULD BE USED TO PAY FOR ABORTIONS

-IN ORDER TO PAY FOR UNIVERSAL GOVT FUNDED HEALTH INSURANCE THE GOVT SHOULD RAISE MY TAXES

How much do you agree or disagree with each of the following statements? [Healthcare - 2 of 2]

Statement	Hispanic		Non-Hispanic	
	Agree	Disagree	Agree	Disagree
The Government should eliminate all private health insurance and replace it with a Government-run program like Medicare.	38%	36%	25%	49%
Abortion should be legal only in the first trimester of pregnancy	36%	33%	50%	26%
Abortion should be available to a woman at any time during her pregnancy	31%	49%	32%	48%
In order to pay for universal government funded health insurance, the govt should raise my taxes.	30%	43%	25%	53%
Government funds should be used to pay for abortions.	22%	49%	23%	48%

5 pt Scale: Agree = 4,5, Disagree = 1,2, Neutral = 3 (not reported), No opinion = 0 (Not reported)

Agree and Disagree above will not sum to 100%

Among registered voters 18+

Source: Univision political tracker in collaboration with Media Predict as of October 2020



**PUBLIC SAFETY
POLICE REFORM
PROTESTS**

- MAJORITY AGREE STRICTER BACKGROUND CHECKS ON THE SALE OF GUNS IS THE BEST WAY TO REDUCE GUN VIOLENCE; ASSAULT RIFLES SHOULD BE BANNED
- HISPANICS GREATER AGREEMENT STRICTER GUN CONTROL LAWS WOULD REDUCE CRIME
- HISPANICS MUCH LOWER AGREEMENT LOCAL AND STATE AUTHORITIES SHOULD COOPERATE WITH FEDERAL IMMIGRATION AUTHORITIES
- HISPANICS LOWER SUPPORT FOR SECOND AMENDMENT GUN RIGHTS
- RESPONDENTS DISAGREE CRIME IS GETTING WORSE IN MY NEIGHBORHOOD; EQUAL % OF HISPANICS AGREE

How much do you agree or disagree with each of the following statements? **[Public Safety]**

Statement	Hispanic		Non-Hispanic	
	Agree	Disagree	Agree	Disagree
Stricter background checks on the sale of guns is the best way to reduce gun violence	76%	10%	72%	13%
Assault rifles should be banned	73%	11%	68%	20%
I believe that stricter gun control laws would reduce crime	68%	15%	56%	29%
Local and State authorities should cooperate with federal immigration authorities	58%	16%	70%	8%
I support Second Amendment gun rights	50%	19%	62%	14%
I feel less safe in my neighborhood than I did a year ago	34%	29%	30%	47%
Crime is getting worse in my neighborhood	32%	33%	29%	44%

5 pt Scale: Agree = 4,5, Disagree = 1,2, Neutral = 3 (not reported), No opinion = 0 (Not reported)

Agree and Disagree above will not sum to 100%

Among registered voters 18+

Source: Univision political tracker in collaboration with Media Predict as of October 2020



- MAJORITY AGREE THAT POICE MAKE MY NEIGHBORHOOD SAFER, MY LOCAL POLICE DO A GOOD JOB, I TRUST THE POLICE IN MY NEIGHBORHOOD (HIGHER AMONG NON-HISPANICS)
- HISPANICS GREATER AGREEMENT THE CRIMINAL JUSTICE SYSTEM IN THE US TREATS MINORITIES UNFAIRLY; LOWER AGREEMENT POLICE IN THE US GENERALLY TREAT MINORITIES FAIRLY
- ABOUT 60% RESPONDENTS AGREE THAT LESS POLICE IN MY NEIGHBORHOOD WOULD CAUSE CRIME TO GO UP SIGNIFICANTLY
- RESPONDENTS DISAGREE LOCAL GOVT SHOULD COMPLETELY DEFUND THE POLICE; LOCAL GOVT SHOULD SIGNIFICANTLY REDUCE RESOURCES FOR POLICE AND USE MONEY FOR OTHER PURPOSES (NON-HISPANICS GREATER DISAGREEMENT)

How much do you agree or disagree with each of the following statements? **[Police Reform]**

Statement	Hispanic		Non-Hispanic	
	Agree	Disagree	Agree	Disagree
The police make my neighborhood safer	74%	8%	78%	7%
My local police do a good job	69%	8%	76%	9%
I trust the police in my neighborhood	68%	10%	74%	11%
Less police in my neighborhood would cause crime to go up significantly	62%	11%	63%	15%
The criminal justice system in the United States treats minorities unfairly	54%	25%	48%	32%
I believe that police in the United States generally treat minorities fairly	45%	28%	53%	28%
My local government should significantly reduce the resources for police and use the money for other purposes	23%	49%	24%	57%
My local government should completely defund the police	20%	54%	17%	69%

5 pt Scale: Agree = 4,5, Disagree = 1,2, Neutral = 3 (not reported), No opinion = 0 (Not reported)

Agree and Disagree above will not sum to 100%

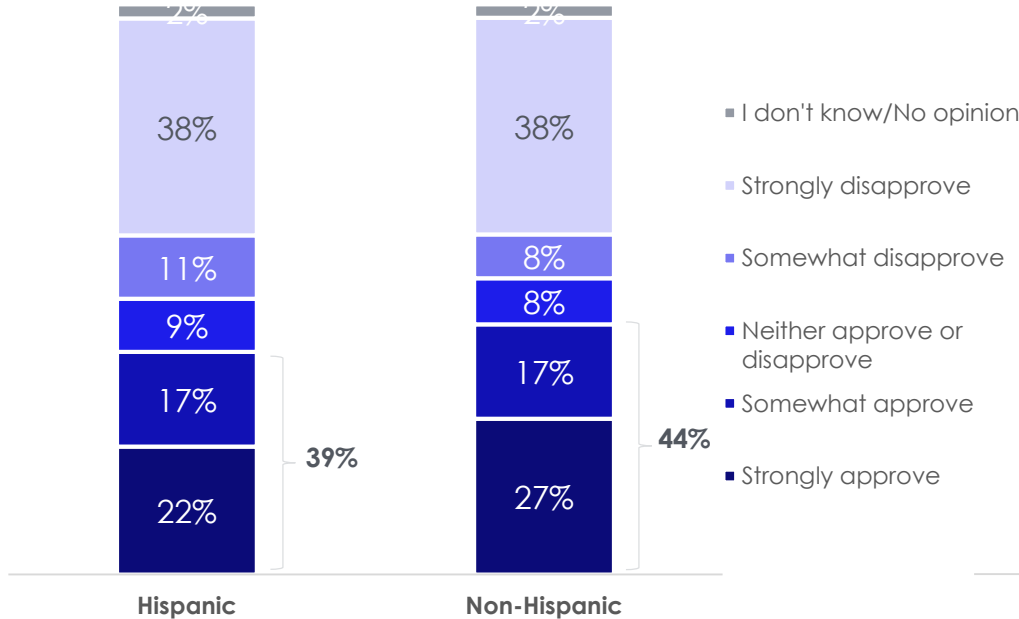
Among registered voters 18+

Source: Univision political tracker in collaboration with Media Predict as of October 2020

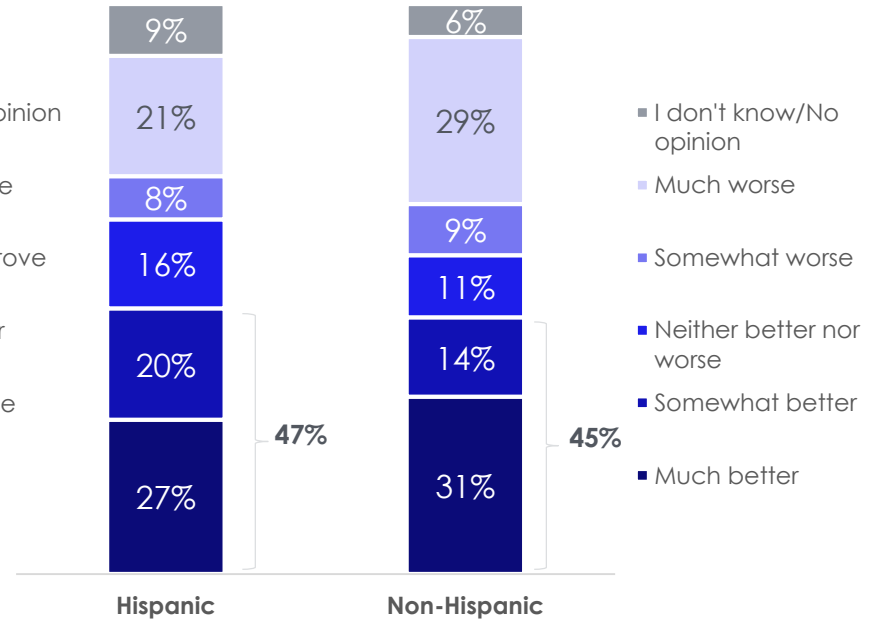


**TRUMP APPROVE HANDLING OF PROTESTS TOP TWO BOX:
 -STRONGLY/SOMEWHAT APPROVE: HISPANICS 39%, NON-HISPANICS 44%
 BIDEN HANDLING OF PROTESTS BETTER OR WORSE TOP TWO BOX:
 -SOMEWHAT/MUCH BETTER: 47% HISPANICS, NON-HISPANICS 45%**

Trump Handling of Protests
All Respondents

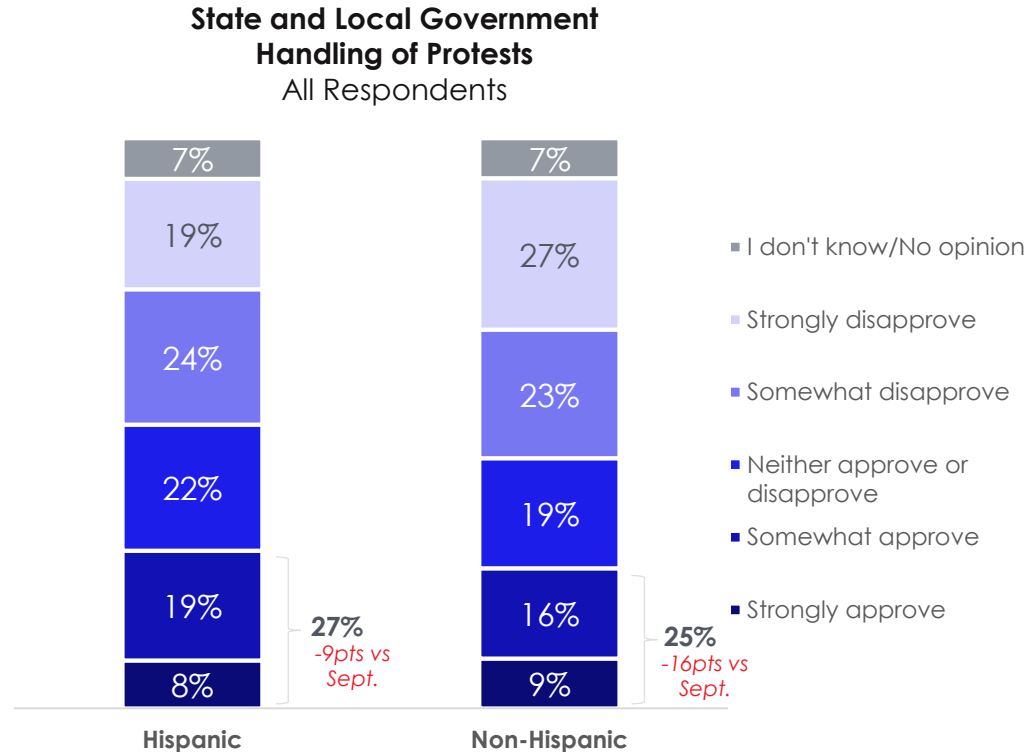


Biden Handling of Protests Better or Worse
All Respondents



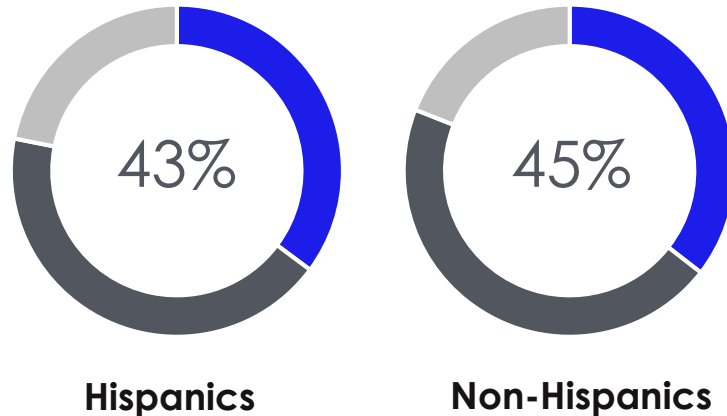
Among registered voters 18+
 Source: Univision political tracker in collaboration with Media Predict as of October 2020

STATE AND LOCAL GOVT HANDLING OF PROTESTS TOP TWO BOX: STRONGLY/SOMEWHAT APPROVE HISPANICS 27%, NON-HISPANICS 25%



TRUMP RESPONSE TO VIOLENCE: ABOUT 45% OF RESPONDENTS BELIEVE TRUMP SHOULD WAIT UNTIL STATE OFFICIALS ASK FOR HIS ASSISTANCE

Trump Response to Violence

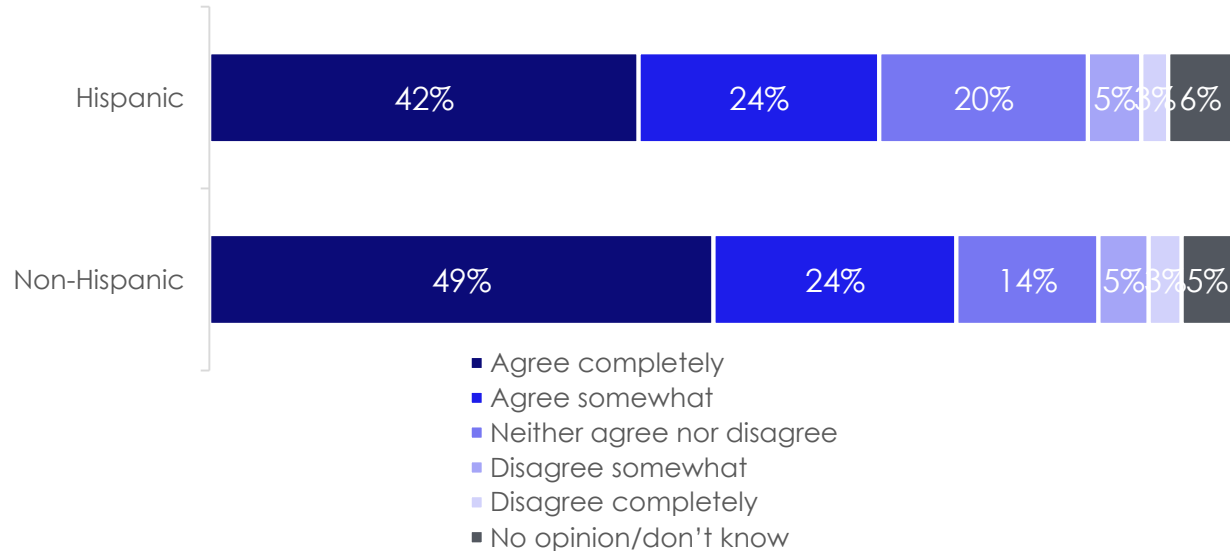


- President Trump should take unilateral action
- President Trump should wait until State officials ask for his assistance
- I don't know/No opinion

TOP TWO BOX:**66% OF HISPANICS, 73% NON-HISPANICS AGREE THAT STATE AND LOCAL OFFICIALS SHOULD HAVE TAKEN STRONGER ACTION TO DEAL WITH THE VIOLENCE AND LOOTING THAT HAS BEEN OCCURRING IN THEIR CITIES OVER THE PAST FEW MONTHS**

Do you agree or disagree that state and local officials should have taken stronger action to deal with the violence and looting that has been occurring in their cities over the past few months?

State and Local Government Response to Violence



-MAJORITY OF RESPONDENTS AGREE:

PEOPLE THAT HAVE BEEN LOOTING AND DAMAGING PROPERTY SHOULD BE ARRESTED AND PROSECUTED, LOOTING AND DESTRUCTION OF PROPERTY DURING THE PROTESTS SHOULD HAVE BEEN STOPPED IMMEDIATELY, I AM VERY CONCERNED ABOUT THE VIOLENCE AND LOOTING THAT IS OCCURRING IN SOME AMERICAN CITIES

-ABOUT 70% RESPONDENTS AGREE:

I HAVE BECOME MORE CONCERNED ABOUT THE VIOLENCE AND LOOTING THAT IS OCCURRING IN SOME AMERICAN CITIES, I BELIEVE THAT ORGANIZED OUTSIDE GROUPS HAVE BEEN MOSTLY RESPONSIBLE FOR THE VIOLENCE AND DAMAGE TO PROPERTY DURING THE PROTESTS

-HISPANICS LESS AGREEMENT NATIONAL GUARD-SHOULD BE CALLED IN TO HELP LOCAL LAW ENFORCEMENT

How much do you agree or disagree with each of the following statements? **[Race Relations]**

Statement	Hispanic		Non-Hispanic	
	Agree	Disagree	Agree	Disagree
The people that have been looting and damaging property should be arrested and prosecuted	84%	3%	86%	4%
The looting and destruction of property during the protests should have been stopped immediately	82%	5%	86%	4%
I am very concerned about the violence and looting that is occurring in some American cities	77%	5%	81%	6%
I have become more concerned over the past few weeks about the violence and looting that is occurring in some American cities	72%	9%	67%	13%
I believe that organized outside groups have been mostly responsible for the violence and damage to property during the protests	70%	8%	71%	11%
If necessary, the National Guard should be called in to help local law enforcement	68%	11%	73%	12%
I approve of the non-violent protests that started after the death of George Floyd in June 2020	66%	17%	62%	17%
If necessary, the United States Armed Forces should be called in to help local law enforcement	58%	21%	60%	21%

5 pt Scale: Agree = 4,5, Disagree = 1,2, Neutral = 3 (not reported), No opinion = 0 (Not reported)

Agree and Disagree above will not sum to 100%

Among registered voters 18+

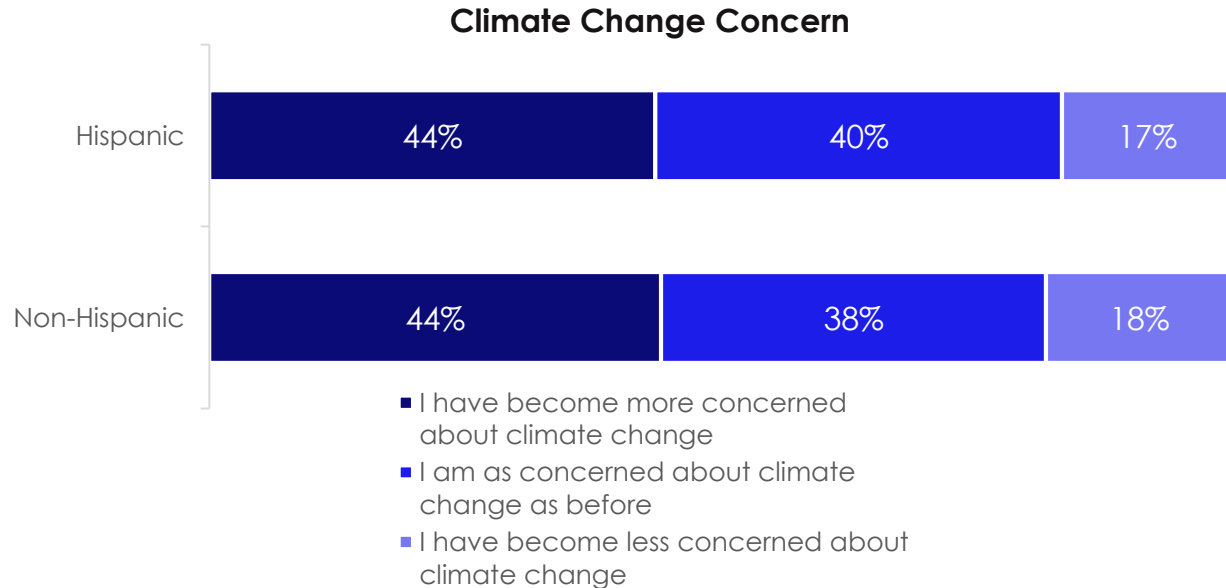
Source: Univision political tracker in collaboration with Media Predict as of October 2020



CLIMATE CHANGE

OVER THE PAST YEAR OR SO, 44% OF RESPONDENTS HAVE BECOME MORE CONCERNED ABOUT CLIMATE CHANGE

On the issue of climate change, over the past year or so have you become more concerned about this issue, less concerned about it, or about the same as before?



HISPANICS GREATER AGREEMENT:

-CLIMATE CHANGE IS A BIG THREAT TO PLANET

-CLIMATE CHANGE IS A RESULT OF HUMAN ACTIVITY

-ACTION SHOULD BE TAKEN EVEN IF IT MEANS SIGNIFICANT INCREASE IN MY TAXES

How much do you agree or disagree with each of the following statements? **[Climate Change]**

Statement	Hispanic		Non-Hispanic	
	Agree	Disagree	Agree	Disagree
Climate change is a result of human activity.	76%	8%	68%	14%
Climate change is a very big threat to the planet.	75%	11%	68%	15%
Action should be taken on the environment even if it means a significant increase in my taxes.	52%	25%	43%	32%

5 pt Scale: Agree = 4,5, Disagree = 1,2, Neutral = 3 (not reported), No opinion = 0 (Not reported)

Agree and Disagree above will not sum to 100%

Among registered voters 18+

Source: Univision political tracker in collaboration with Media Predict as of October 2020

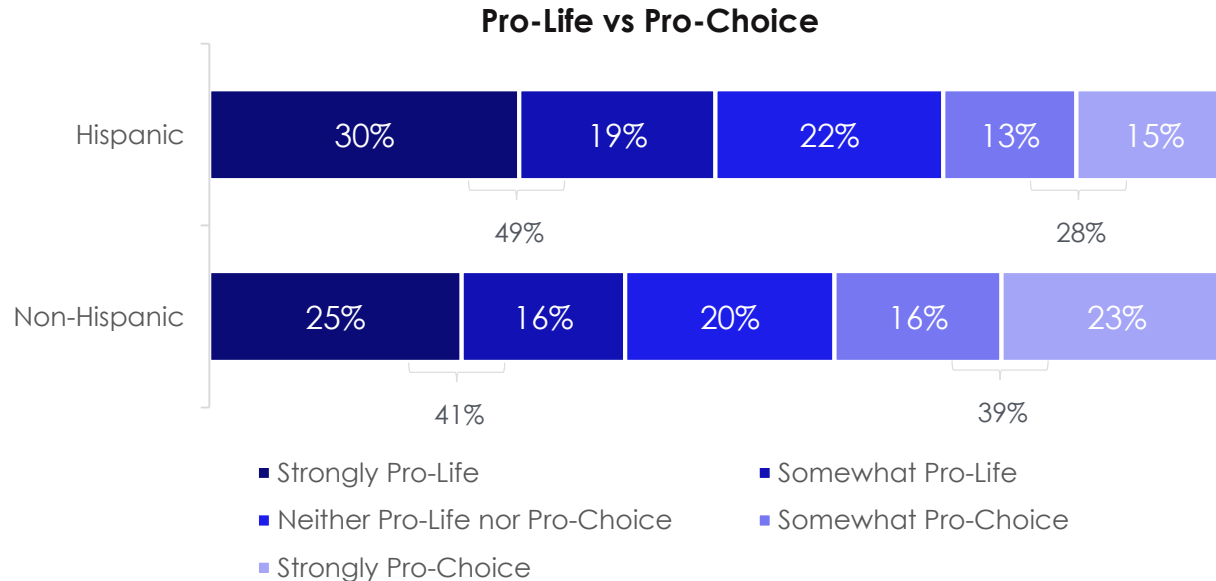


PRO LIFE OR PRO CHOICE

On the issue of abortion, do you consider yourself to be Pro-Life or Pro-Choice?

-49% HISPANICS STRONGLY/SOMEWHAT PRO-LIFE, 28% STRONGLY/SOMEWHAT PRO-CHOICE
-41% NON-HISPANICS STRONGLY/SOMEWHAT PRO-LIFE, 39% STRONGLY/SOMEWHAT PRO-CHOICE

On the issue of abortion, do you consider yourself to be Pro-Life or Pro-Choice?

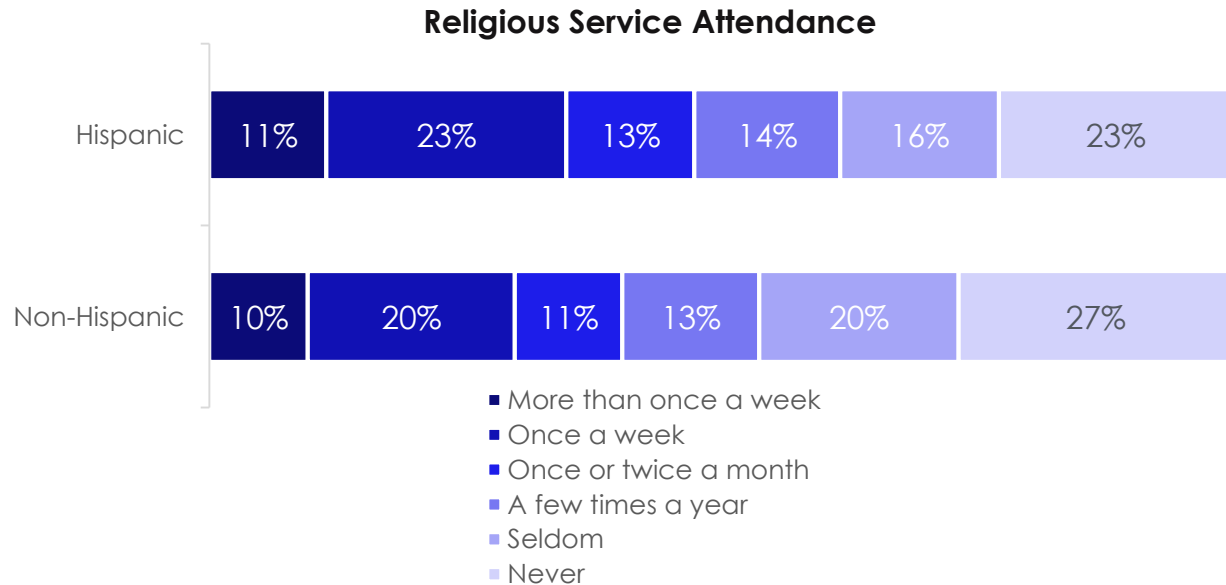


RELIGIOUS SERVICE ATTENDANCE

To the best of your recollection, how often did you attend religious services before the coronavirus pandemic began?

BEFORE PANDEMIC: -34% OF HISPANICS, 30% NON-HISPANICS ATTENDED RELIGIOUS SERVICE ONCE A WEEK OR MORE

To the best of your recollection, how often did you attend religious services before the coronavirus pandemic began?





THANK YOU