

UNIVISION & MEDIA PREDICT

2020 PRESIDENTIAL
ELECTION TRACKER

Dallas
October



MP

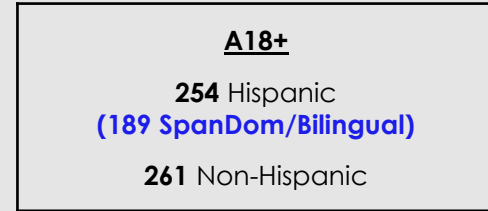


OBJECTIVES

- Measure current landscape of the 2020 candidates for president and other offices
- Assess voter sentiments towards current government officials and bodies
- Understand key issues and their degree of importance as motivators to vote

METHODOLOGY

- Online survey of **515** registered voters 18+

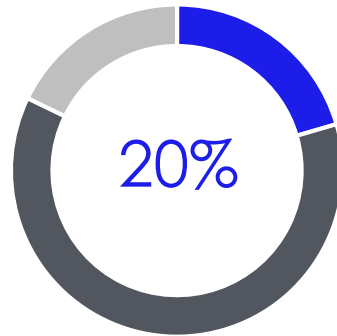


- In field 9/30/2020 – 10/12/2020
- Weighted to the registered voter universe by age, gender, education, and census division.
- **This Report: Hispanic SpanDom/Bilingual vs Non-Hispanic**

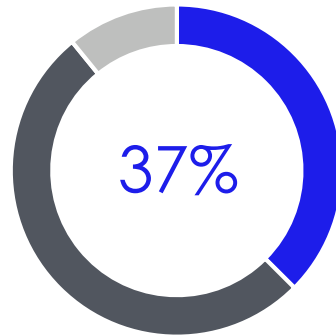
20% OF HISPANICS, 37% NON-HISPANICS FEEL THE UNITED STATES IS HEADED IN THE RIGHT DIRECTION

Right Direction or Wrong Track

In general, do you believe that the United States is headed in the right direction, or has gone off on the wrong track?



Hispanics



Non-Hispanics

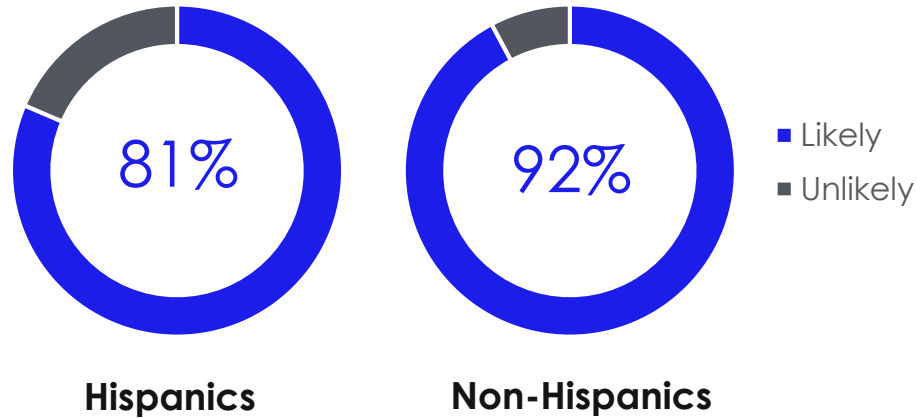
- Right direction
- Wrong track
- Unsure

2020 VOTE

MAJORITY OF RESPONDENTS PLAN TO VOTE IN GENERAL ELECTION

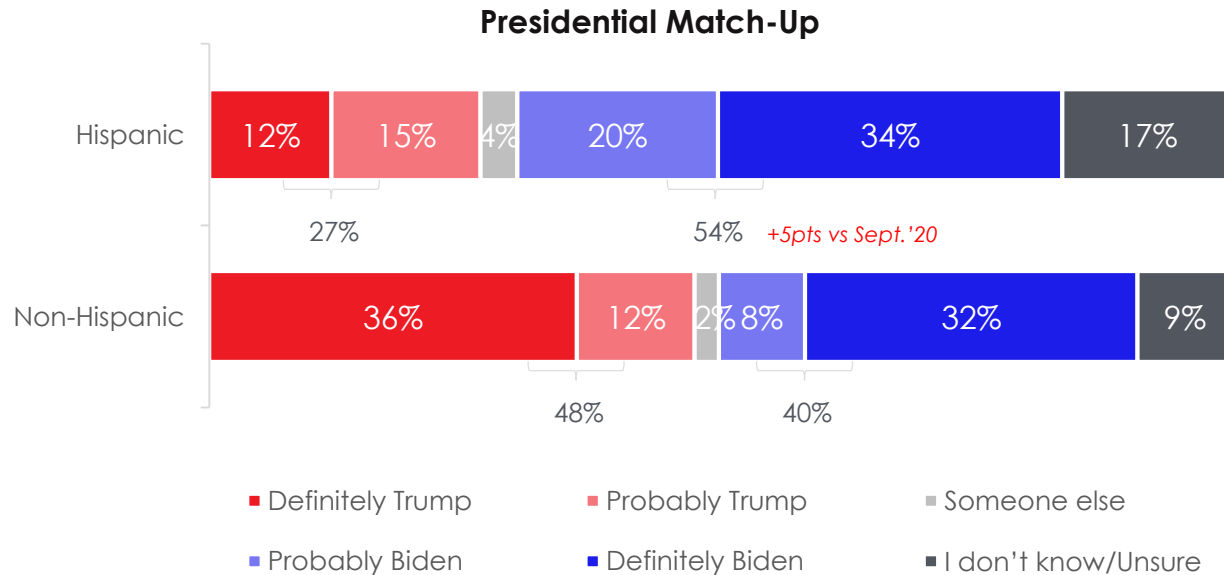
Likelihood to Vote in 2020

On a scale of 1 to 10, how likely or unlikely are you to vote in the 2020 General Election, being held on November 3, 2020?



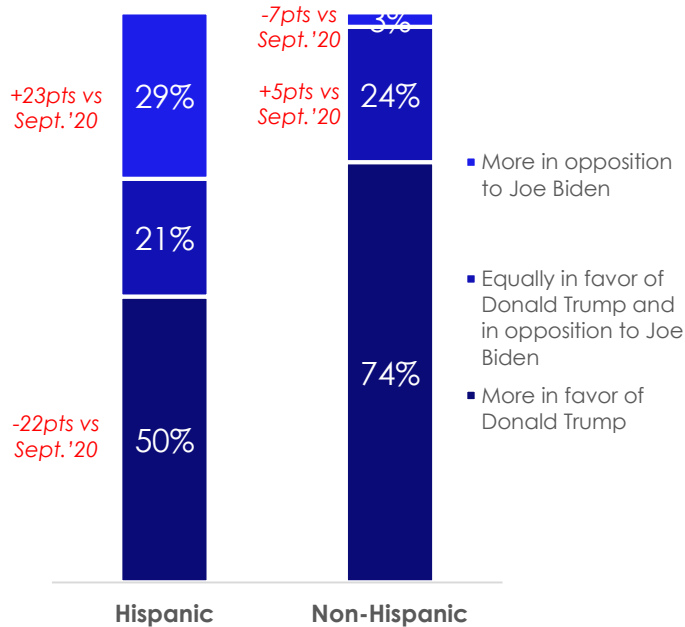
**TOP TWO BOX INTEND TO VOTE:
HISPANICS 54% BIDEN, 27% TRUMP
NON-HISPANICS 40% BIDEN, 48% TRUMP
DON'T KNOW/UNSURE: 17% HISPANICS, 9% NON-HISPANICS**

Based on what you know today, do you intend to vote for President Donald Trump, Democratic nominee Joe Biden, or someone else in the coming presidential election?

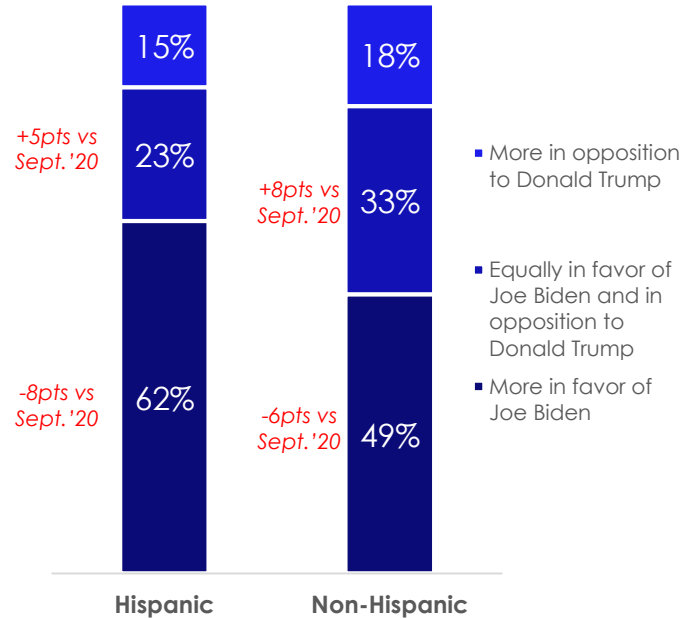


HISPANICS MORE ENTHUSIASM FOR BIDEN; NON-HISPANICS TRUMP
-TRUMP VOTERS: 29% HISPANICS, 3% NON-HISPANICS WILL DO SO IN OPPOSITION TO BIDEN; 50% HISPANICS, 74% NON-HISPANICS BECAUSE THEY FAVOR TRUMP
-BIDEN VOTERS: 15% OF HISPANICS, 18% NON-HISPANICS WILL DO SO IN OPPOSITION TO TRUMP; 62% HISPANICS, 49% NON-HISPANICS BECAUSE THEY FAVOR BIDEN

Voting Trump: Favor Trump or Oppose Biden

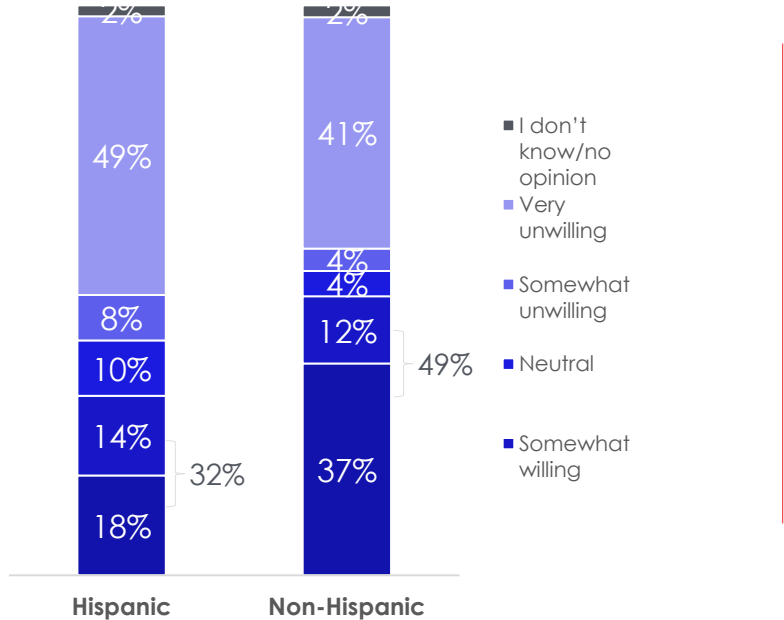


Voting Biden: Favor Biden or Oppose Trump

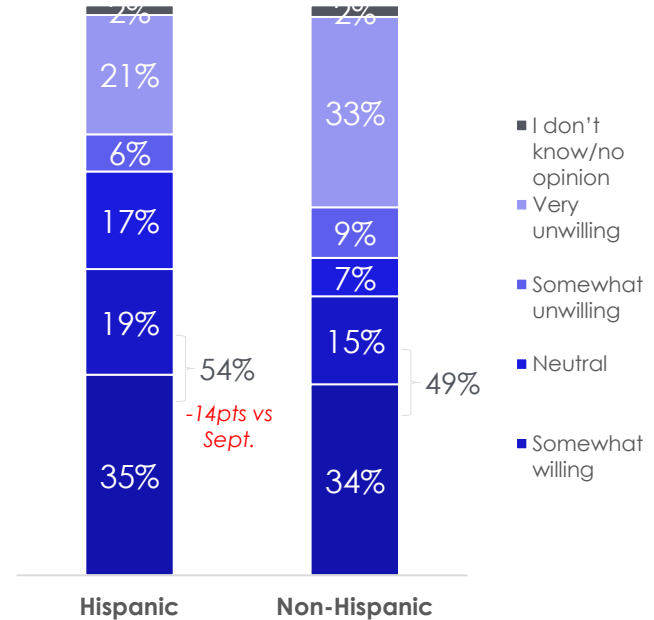


-32% HISPANICS, 49% NON-HISPANICS SOMEWHAT/VERY WILLING TO VOTE FOR TRUMP
-54% HISPANICS, 49% NON-HISPANICS SOMEWHAT/VERY WILLING TO VOTE FOR BIDEN

Willingness to Vote for Trump

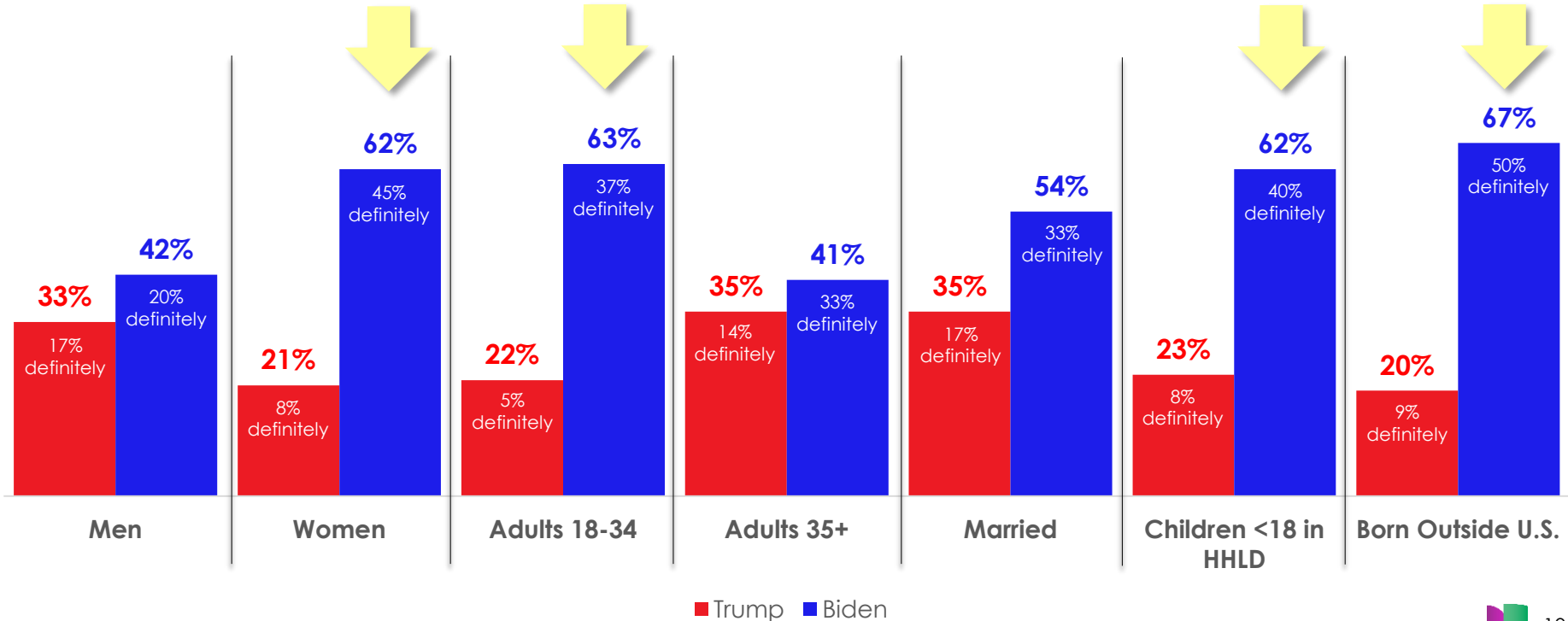


Willingness to Vote for Biden



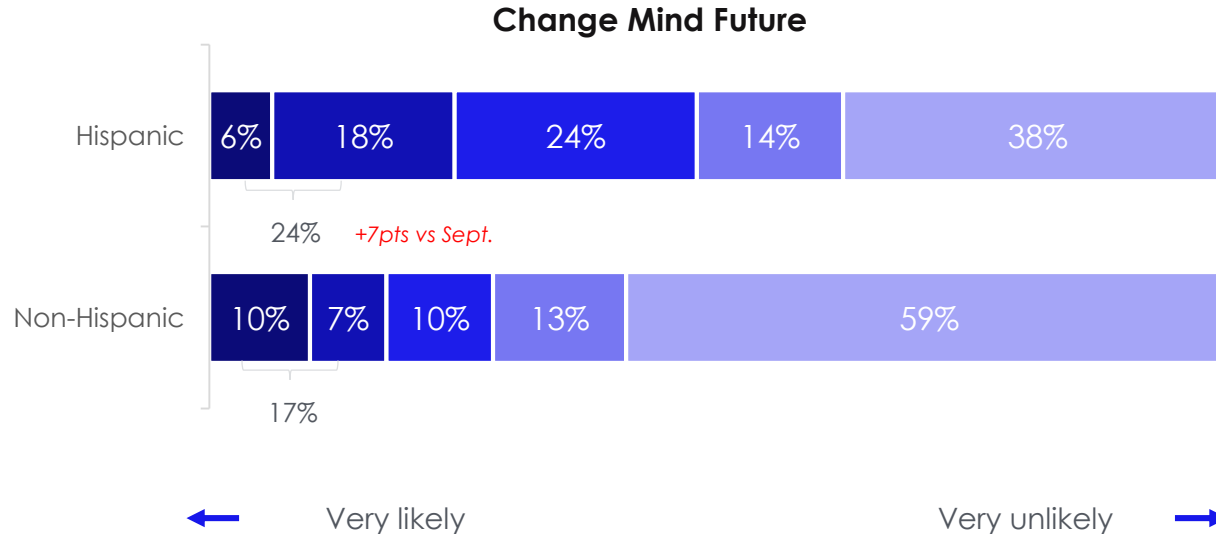
STRONGEST HISPANIC OPPORTUNITIES: TRUMP SUPPORTERS: ADULTS 35+, MARRIED, MEN BIDEN SUPPORTERS: FOREIGN BORN, ADULTS 18-34, WOMEN, LIVING WITH CHILDREN <18

Based on what you know today, do you intend to vote for President Donald Trump, Democratic nominee Joe Biden, or someone else in the coming presidential election?



TOP TWO BOX: ABOUT 20% OF RESPONDENTS LIKELY TO CHANGE THEIR MINDS ABOUT WHO THEY WILL VOTE FOR IN PRESIDENTIAL ELECTION

How likely or unlikely are you to change your mind in the future about who you will vote for in the 2020 Presidential election?

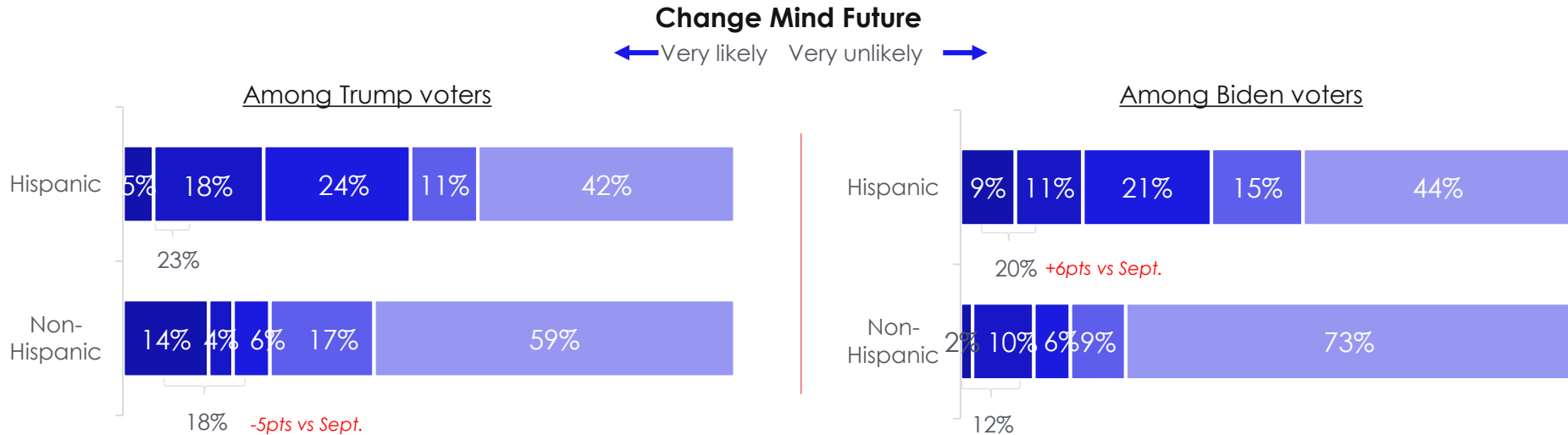


TRUMP VS. BIDEN SUPPORTERS:

-AMONG TRUMP VOTERS, ABOUT 20% LIKELY TO CHANGE THEIR MIND ABOUT WHO THEY WILL VOTE FOR

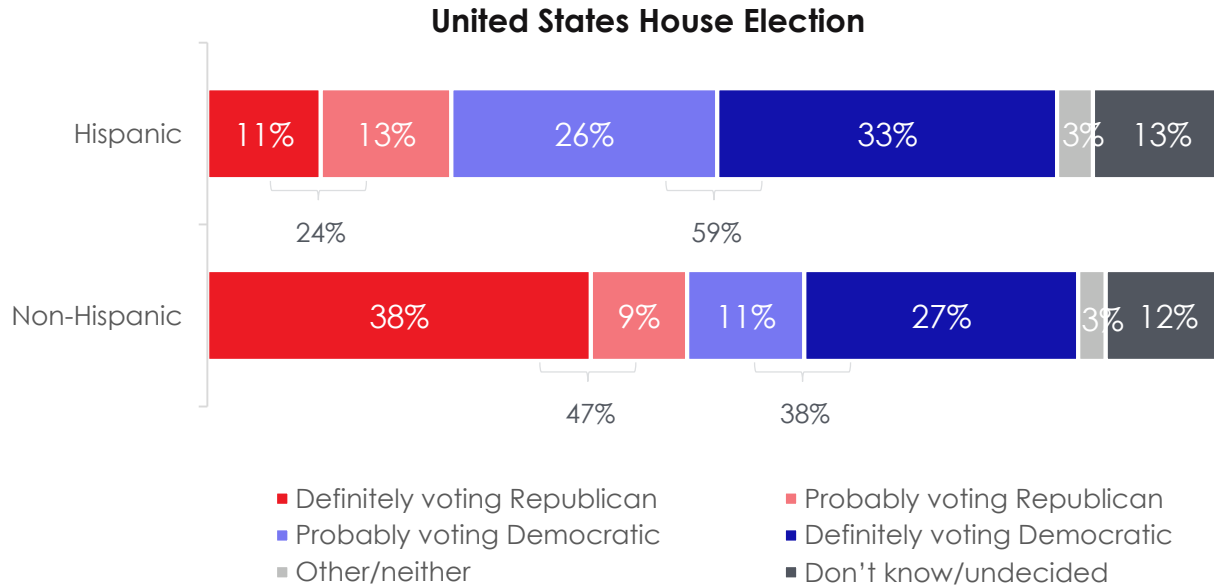
-AMONG BIDEN VOTERS, 20% OF HISPANICS, 12% NON-HISPANICS LIKELY TO CHANGE THEIR MIND

How likely or unlikely are you to change your mind in the future about who you will vote for in the 2020 Presidential election?



HOUSE ELECTION PARTY VOTING INTENT TOP TWO BOX:
-HISPANICS 59% DEMOCRATIC, 24% REPUBLICAN
-NON-HISPANICS 38% DEMOCRATIC, 47% REPUBLICAN
-13% HISPANICS, 12% NON-HISPANICS DON'T KNOW/UNDECIDED

If the election for the United States House of Representatives were held today, which party's candidate would you vote for?

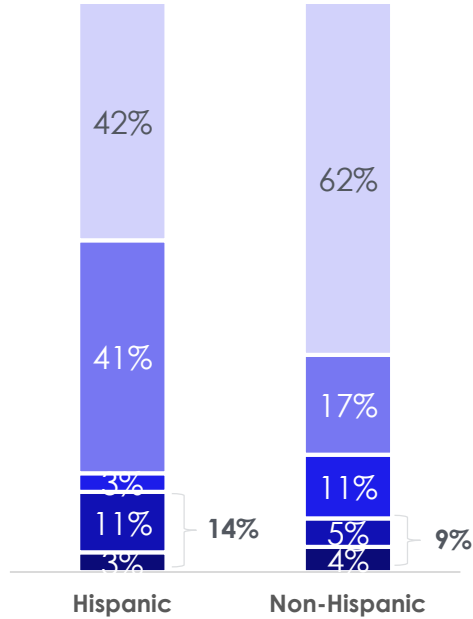


LIKELIHOOD TO VOTE FOR OTHER PARTY TOP TWO BOX:

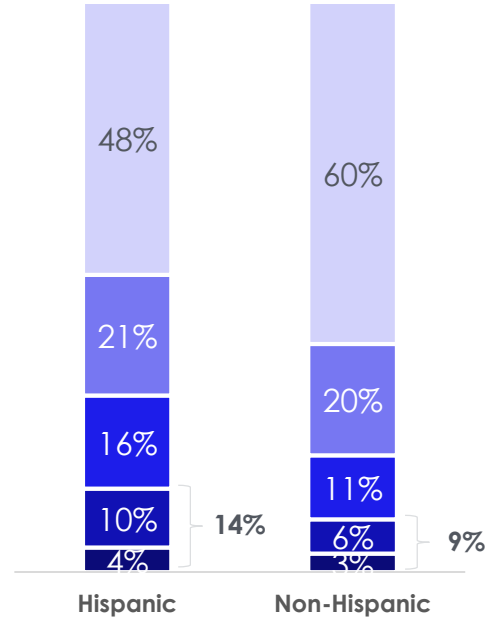
-AMONG REGISTERED REPUBLICANS: 14% HISPANICS, 9% NON-HISPANICS LIKELY TO VOTE FOR *DEM* CANDIDATE

-AMONG REGISTERED DEMOCRATS: 14% HISPANICS, 9% NON-HISPANICS LIKELY TO VOTE FOR *REPUBLICAN* CANDIDATE

Likelihood to Vote for Democratic Candidate
Among Republican Voters



Likelihood to Vote for Republican Candidate
Among Democratic Voters



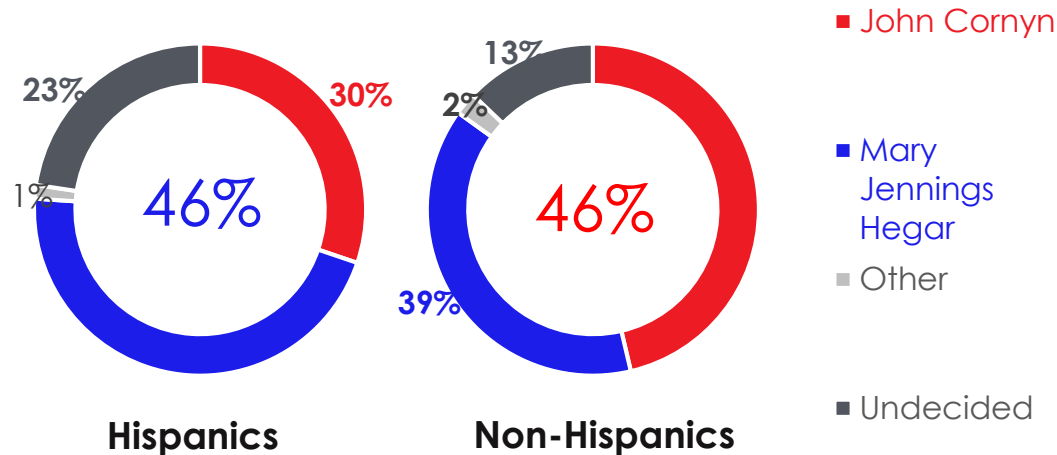
- Very unlikely
- Somewhat unlikely
- Neither likely nor unlikely
- Somewhat likely
- Very likely

SENATE RACE:

- AMONG HISPANICS, 46% WOULD VOTE HEGAR, 30% CORNYN
- AMONG NON-HISPANICS, 39% WOULD VOTE HEGAR, 46% CORNYN
- UP FOR GRABS: 23% HISPANICS, 13% NON-HISPANICS UNDECIDED

US Senate Election

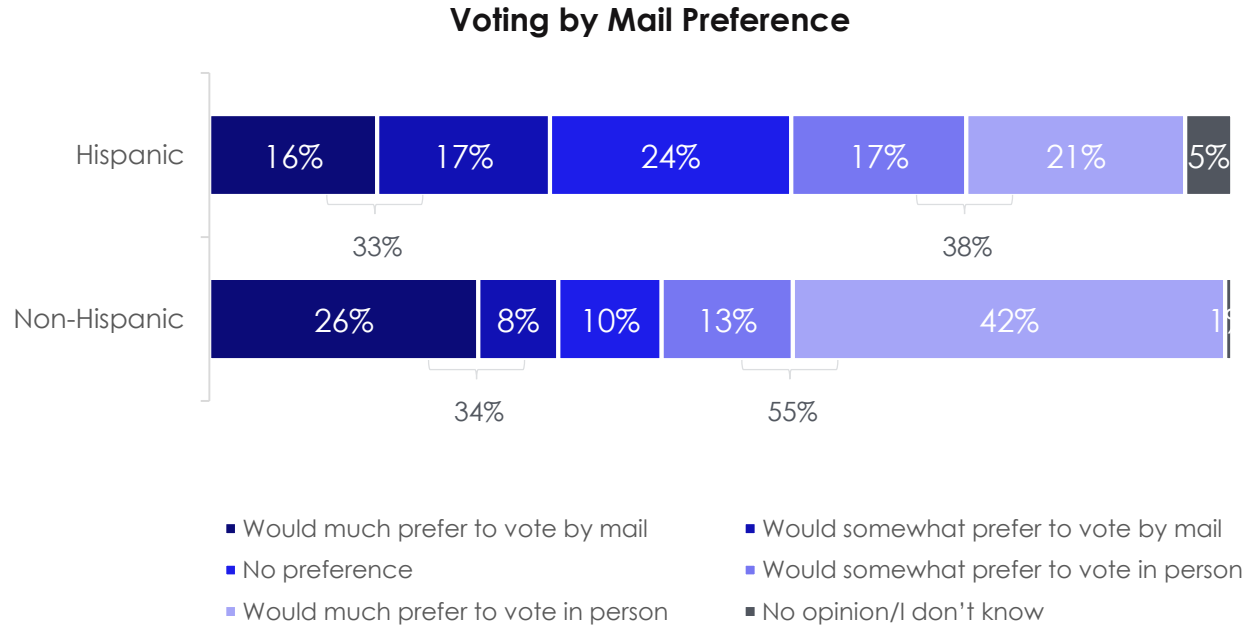
If the election for the United States Senate were held today, would you vote for current senator John Cornyn, the Republican, or Mary Jennings Hegar, the Democrat?



1 IN 3 RESPONDENTS MUCH/SOMEWHAT PREFER TO VOTE BY MAIL IN 2020 PRESIDENTIAL ELECTION

38% OF HISPANICS, 55% NON-HISPANICS PREFER TO VOTE IN-PERSON

Would you prefer to vote by mail, if it is available, or in person in the 2020 Presidential Election?



-ABOUT 60% OF RESPONDENTS AGREE: VOTING BY MAIL IS EASIER TO DO THAN VOTING IN PERSON; YOU SHOULD HAVE TO REQUEST A MAIL-IN BALLOT FROM STATE OR LOCAL GOVT IN ORDER TO BE ABLE TO DO SO
-MIXED SENTIMENT: ABOUT HALF OF RESPONDENTS BELIEVE VOTING BY MAIL INCREASES CHANCE VOTE WILL NOT BE COUNTED; IS MORE PRONE TO ABUSE AND FRAUD THAN VOTING IN PERSON; ABOUT HALF FEEL COMFORTABLE VOTING BY MAIL
-HISPANICS MORE LIKELY TO AGREE, NON-HISPANIC DISAGREE, STATE AND LOCAL GOVTS SHOULD MAIL BALLOTS TO EVERYONE ON VOTER LIST EVEN IF THEY AREN'T REQUESTED
-ALL RESPONDENTS DISAGREE STATE AND LOCAL GOVTS SHOULD MAIL BALLOTS TO EVERYONE ON VOTER LIST EVEN IF SOME OF THE ADDRESSES ARE NOT UP TO DATE OR SOME OF THE PEOPLE NO LONGER LIVE IN JURISDICTION COVERED BY VOTER LIST

How much do you agree or disagree with each of the following statements? [Mail-In Voting]

Statement	Hispanic		Non-Hispanic	
	Agree	Disagree	Agree	Disagree
Voting by mail is easier to do than voting in person	61%	18%	55%	20%
You should have to request a mail-in ballot from your state or local government in order to be able to vote by mail.	58%	20%	59%	19%
Voting by mail increases the chance that my vote will not be counted	51%	23%	55%	24%
I feel comfortable voting by mail	50%	27%	46%	40%
Voting by mail is more prone to abuse and fraud than voting in person	49%	24%	55%	26%
My State and local governments should mail ballots to everyone on the voter list even if they aren't requested.	40%	31%	34%	45%
My State and local governments should mail ballots to everyone on the voter list even if some of the addresses are not up to date or some of the people on the list no longer live in the jurisdiction covered by the voter list.	31%	37%	21%	56%

5 pt Scale: Agree = 4,5, Disagree = 1,2, Neutral = 3 (not reported), No opinion = 0 (Not reported)

Agree and Disagree above will not sum to 100%

Among registered voters 18+

Source: Univision political tracker in collaboration with Media Predict as of October 2020



NET FAV/JOB APPROVAL

NET FAV:

-AMONG HISPANICS: HEGAR, BIDEN/DEMOCRATIC PARTY, BLACK LIVES MATTER HIGHEST; TRUMP LOWEST

-AMONG NON-HISPANICS: ABBOTT, CORNYN, HEGAR HIGHEST; PELOSI LOWEST

For each candidate listed below, please indicate if you have a favorable or unfavorable opinion of them.

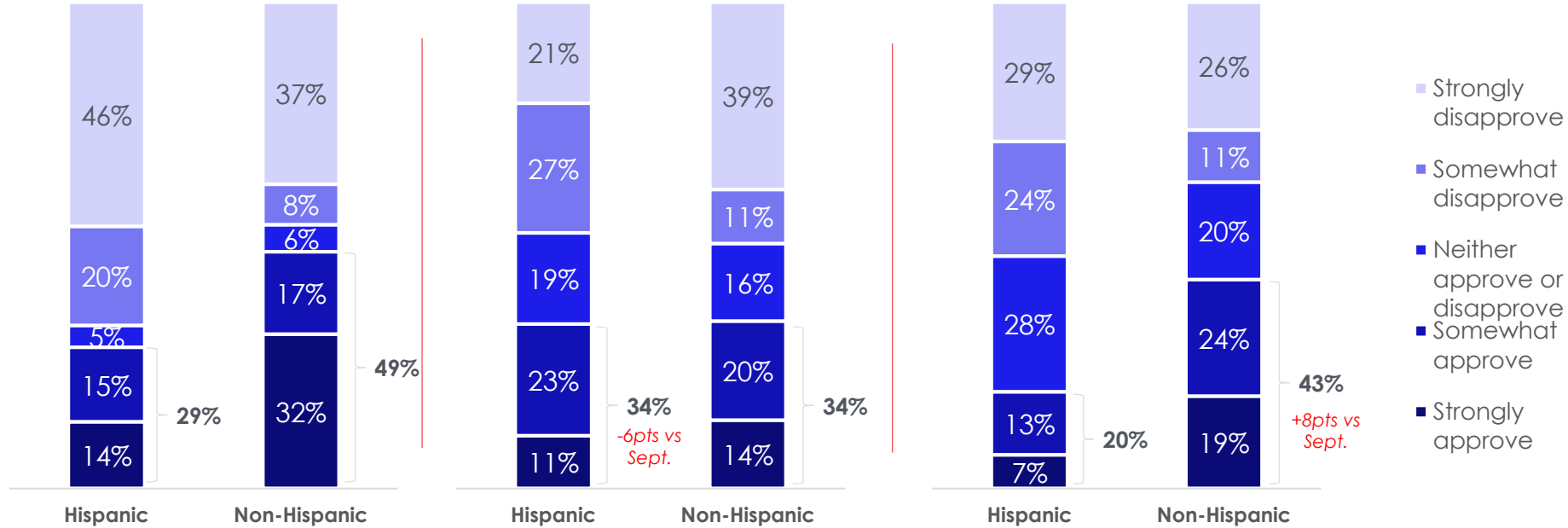
	Hispanic	Non-Hispanic
	Oct 2020	Oct 2020
Mary Jennings Hegar	23%	17%
Joe Biden	17%	1%
The Democratic Party	17%	-5%
Black Lives Matter	16%	4%
Kamala Harris	10%	0%
John Cornyn	5%	19%
Greg Abbott	1%	31%
Nancy Pelosi	1%	-13%
Mitch McConnell	-13%	3%
Chuck Schumer	-13%	-12%
Mike Pence	-20%	15%
The Republican Party	-27%	10%
Donald Trump	-36%	2%

JOB APPROVAL TOP TWO BOX: TRUMP: HISPANICS 29%, NON-HISPANICS 49% PELOSI: 34% ALL RESPONDENTS MCCONNELL: HISPANICS 20%, NON-HISPANICS 43%

Donald Trump Job Approval

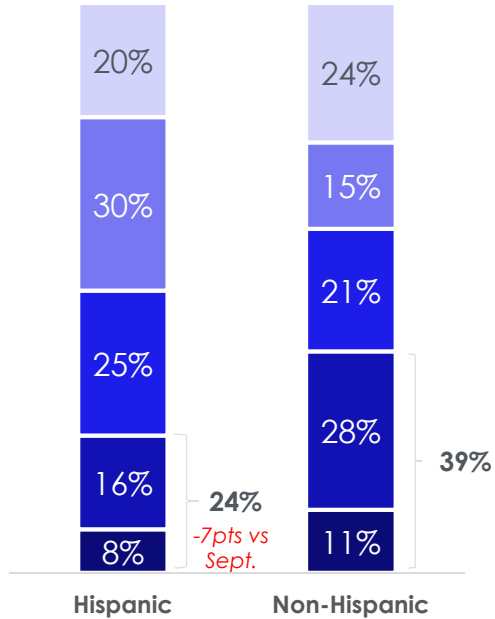
Nancy Pelosi Job Approval

Mitch McConnell Job Approval

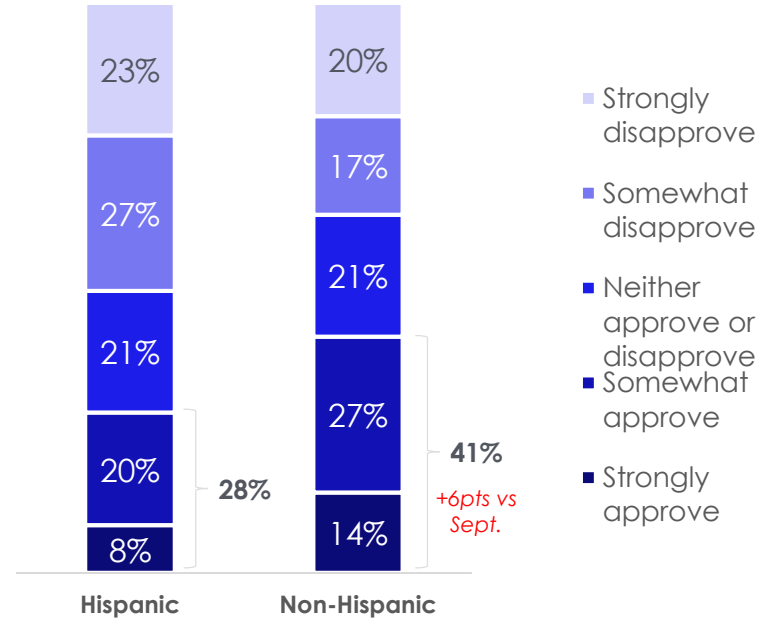


JOB APPROVAL TOP TWO BOX: HOUSE: 24% HISPANICS, 39% NON-HISPANICS SENATE: 28% HISPANICS, 41% NON-HISPANICS

**U.S. House of Representatives
Job Approval**

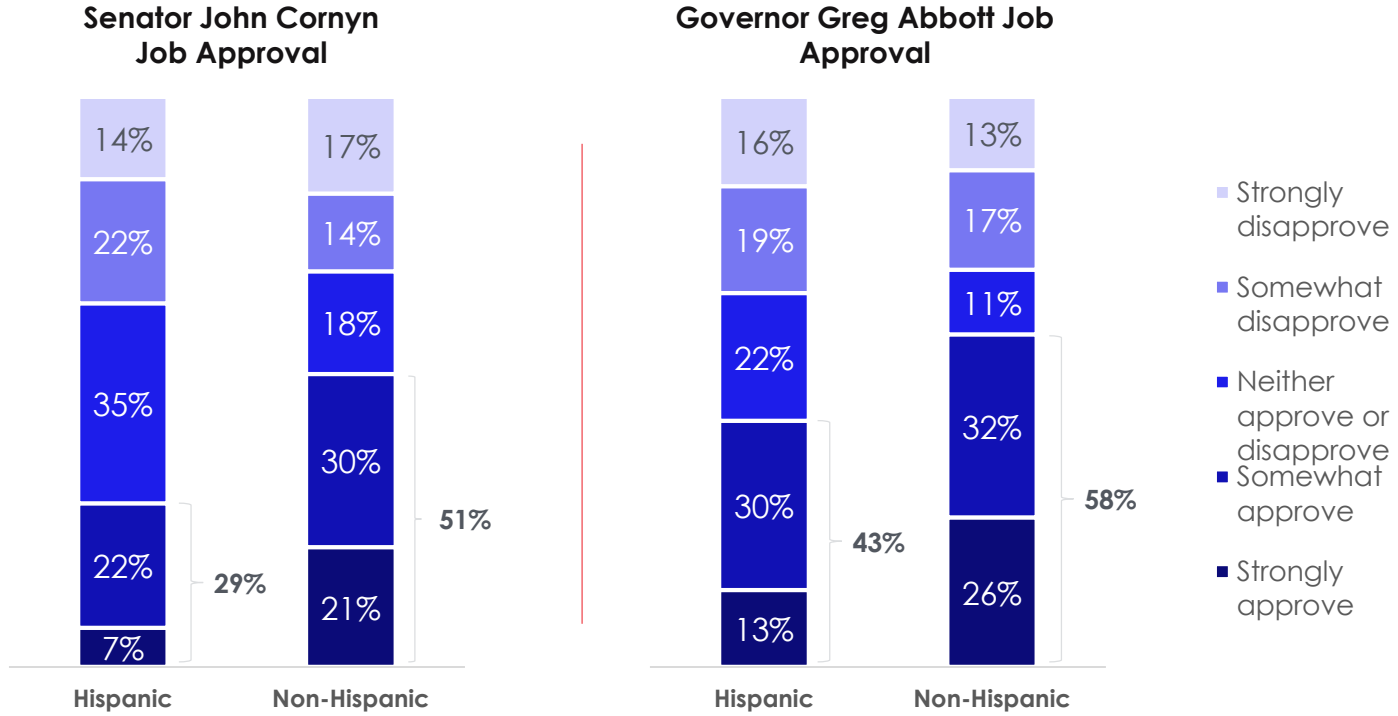


U.S. Senate Job Approval



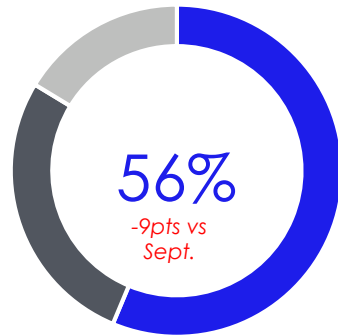
- Strongly disapprove
- Somewhat disapprove
- Neither approve or disapprove
- Somewhat approve
- Strongly approve

**TEXAS JOB APPROVAL TOP TWO BOX:
CORNYN: 29% HISPANICS, 51% NON-HISPANICS
ABBOTT: 43% HISPANICS, 58% NON-HISPANICS**

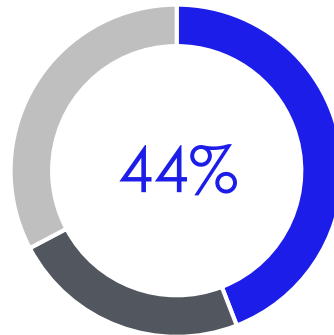


56% OF HISPANICS, 44% NON-HISPANICS DON'T SUPPORT TRUMP'S POLICIES OR LEADERSHIP STYLE

Trump Policy and Style Opinion



Hispanics



Non-Hispanics

- I don't support Donald Trump's policies or leadership style
- I support Donald Trump's policies but dislike his leadership style
- I support Donald Trump's policies and like his leadership style

THE ISSUES/CURRENT EVENTS

HISPANICS' TOP ISSUES ARE AMERICA'S TOP ISSUES: CORONAVIRUS, HEALTHCARE, ECONOMY/JOB, IMPACT OF CORONAVIRUS ON ECONOMY ARE KEY ISSUES AMONG ALL RESPONDENTS

How important are each of the following issues to you?

Issue Importance TopBox

	Hispanic (Top Box)	Non- Hispanic (Top Box)		Hispanic (Top Box)	Non- Hispanic (Top Box)
Coronavirus / COVID - 19	67%	59%	Immigration reform	43%	36%
Healthcare	64%	65%	The National Debt	42%	36%
Economy / Jobs	63%	65%	Border security	40%	39%
Impact of the coronavirus on the economy	60%	63%	Second amendment rights	39%	39%
Cost of Living	58%	50%	Gun control	39%	37%
Education	55%	56%	Entitlements / social services reform (Medicare, Welfare, etc.)	37%	42%
Crime and public safety	55%	64%	Police Reform	35%	29%
National security / Terrorism	45%	61%	Infrastructure investment	35%	28%
Social Security / Medicare	45%	62%	Military / Veterans	33%	54%
Climate Change	44%	36%	Social issues like abortion or LGBTQ rights	33%	33%
Taxes	43%	49%	Foreign Policy/International Trade	32%	30%
Race Relations	43%	44%			

KEY ISSUES FOR LIKELY TRUMP VOTERS: NATIONAL SECURITY/TERRORISM, CORONAVIRUS, CRIME AND PUBLIC SAFETY

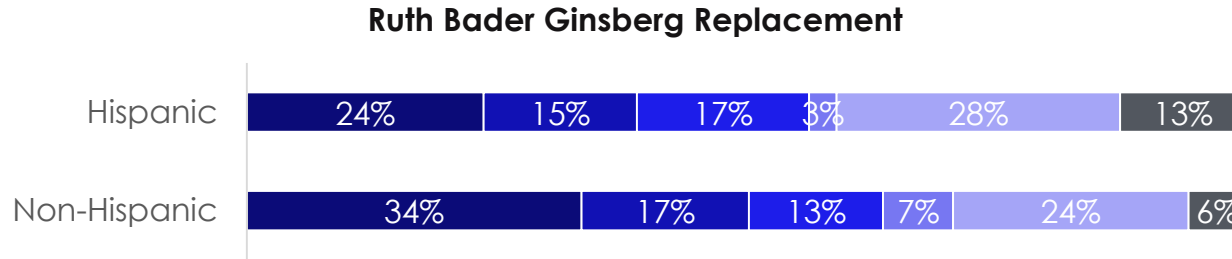
KEY ISSUES FOR LIKELY BIDEN VOTERS: CORONAVIRUS, IMPACT OF CORONAVIRUS ON ECONOMY, HEALTHCARE

Top 10 issues among definitely/probably <u>Trump</u> voters	% Hispanic Top Box
National security / Terrorism	70%
Coronavirus / COVID - 19	70%
Crime and public safety	68%
Border security	66%
Healthcare	62%
Economy / Jobs	58%
Second amendment rights	52%
Cost of Living	50%
Social Security / Medicare	49%
Impact of the coronavirus on the economy	47%

Top 10 issues among definitely/probably <u>Biden</u> voters	% Hispanic Top Box
Coronavirus / COVID - 19	69%
Impact of the coronavirus on the economy	63%
Healthcare	62%
Education	60%
Economy / Jobs	60%
Climate Change	58%
Cost of Living	57%
Race Relations	55%
Crime and public safety	48%
Gun control	45%

CONFIRMING NEW JUSTICE BEFORE ELECTION TOP TWO BOX: -39% HISPANICS, 51% NON-HISPANICS STRONGLY/SOMEWHAT STRONGLY SUPPORT -31% OF RESPONDENTS STRONGLY/SOMEWHAT STRONGLY OPPOSE

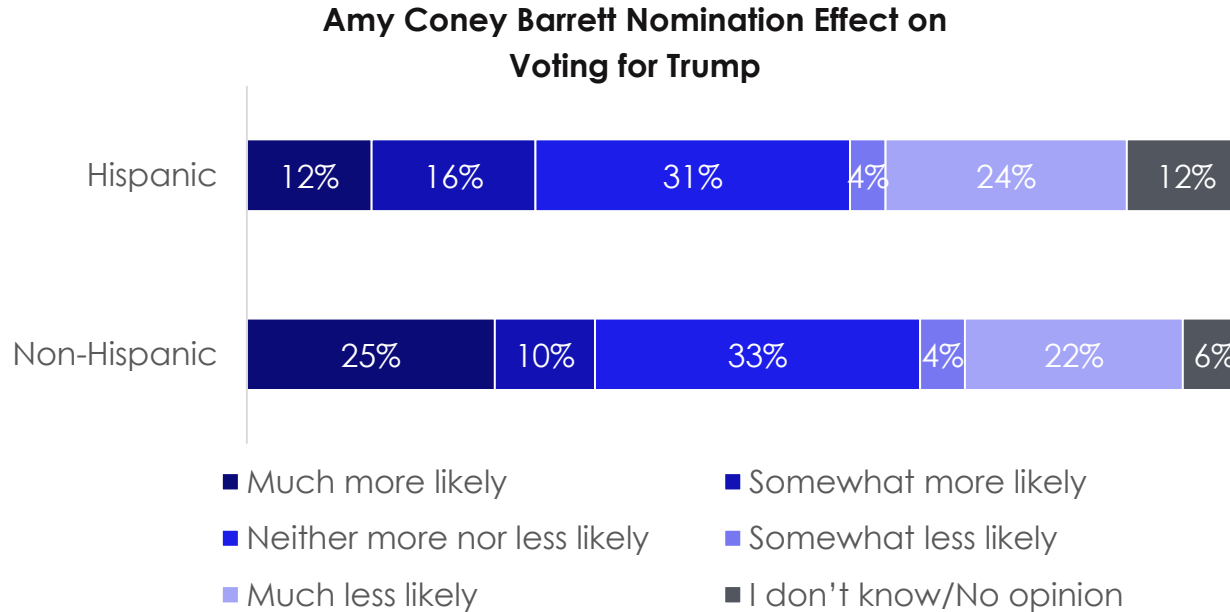
Supreme Court Justice Ruth Bader Ginsburg has recently passed away. Do you support or oppose her replacement being confirmed before the November 2020 election?



- Strongly support confirming new Justice before election
- Somewhat support confirming new Justice before election
- Neutral, neither support or oppose
- Somewhat oppose confirming new Justice before election
- Strongly oppose confirming new Justice before election
- I don't know/no opinion

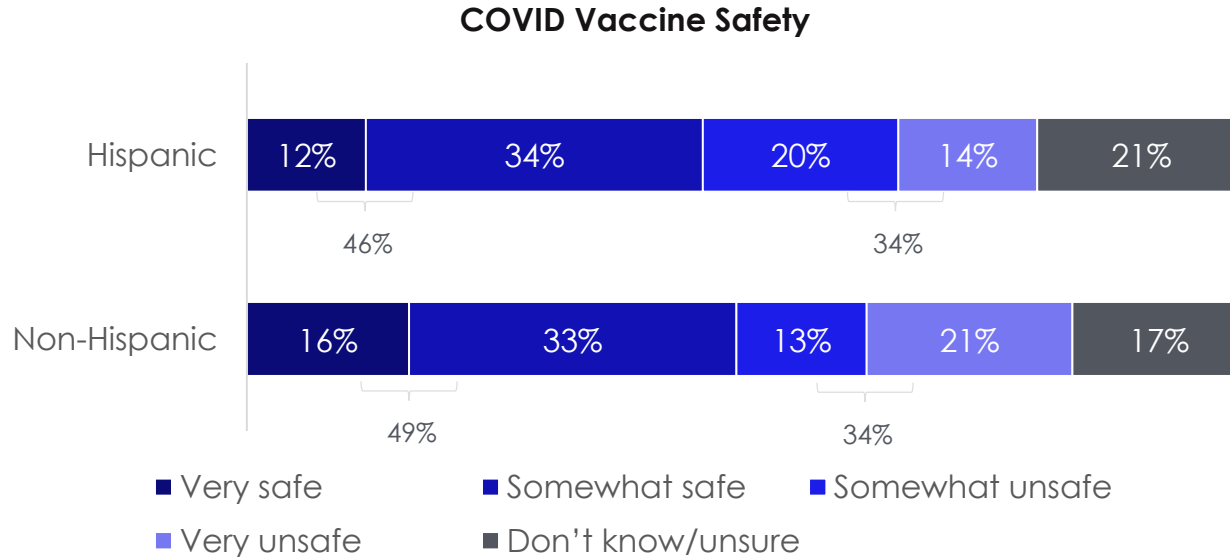
IMPACT OF TRUMP NOMINATING AMY CONEY BARRET:
-12% HISPANICS, 25% NON-HISPANICS MUCH MORE LIKELY TO VOTE FOR TRUMP
-24% HISPANICS, 22% NON-HISPANICS MUCH LESS LIKELY TO VOTE FOR TRUMP

President Trump has nominated Judge Amy Coney Barrett to fill the Supreme Court vacancy that arose from the passing of Justice Ruth Bader Ginsberg. Does this nomination make you more or less likely to vote for Donald Trump for President?



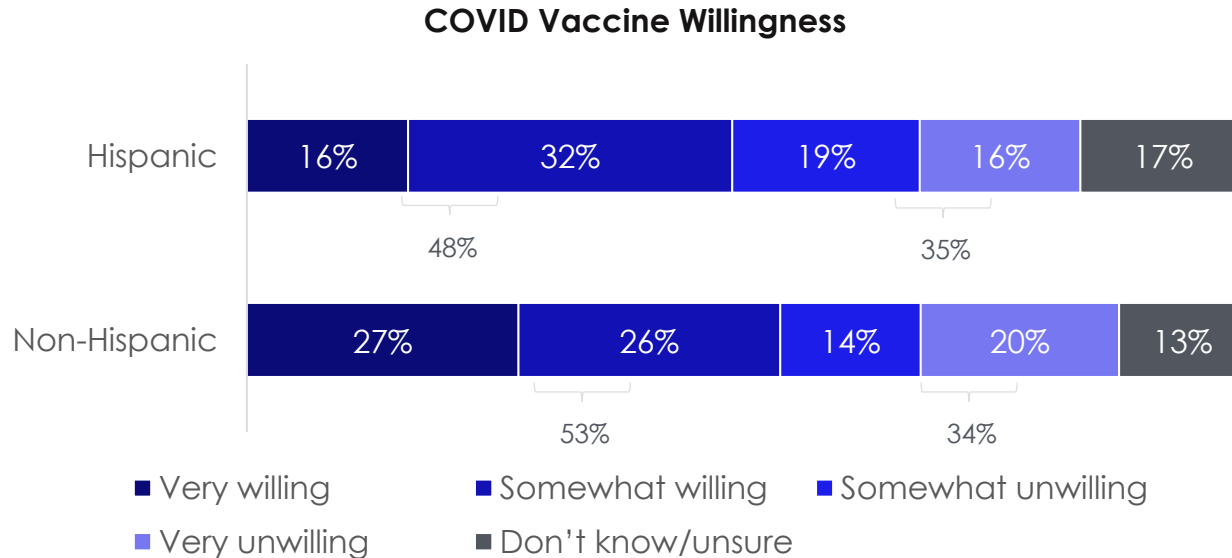
**VACCINE SAFETY IF AVAILABLE BEFORE END OF YEAR TOP TWO BOX:
-VERY/SOMEWHAT SAFE: ABOUT 50% OF RESPONDENTS
-VERY/SOMEWHAT UNSAFE: 34% OF RESPONDENTS**

If a vaccine for COVID-19 was available before the end of the year, how safe do you think it will be to take?



**WILLING TO TAKE VACCINE BEFORE END OF YEAR TOP TWO BOX:
 -VERY/SOMEWHAT WILLING: HISPANICS 48%, NON-HISPANICS 53%
 -VERY/SOMEWHAT UNWILLING: HISPANICS 35%, NON-HISPANICS 34%**

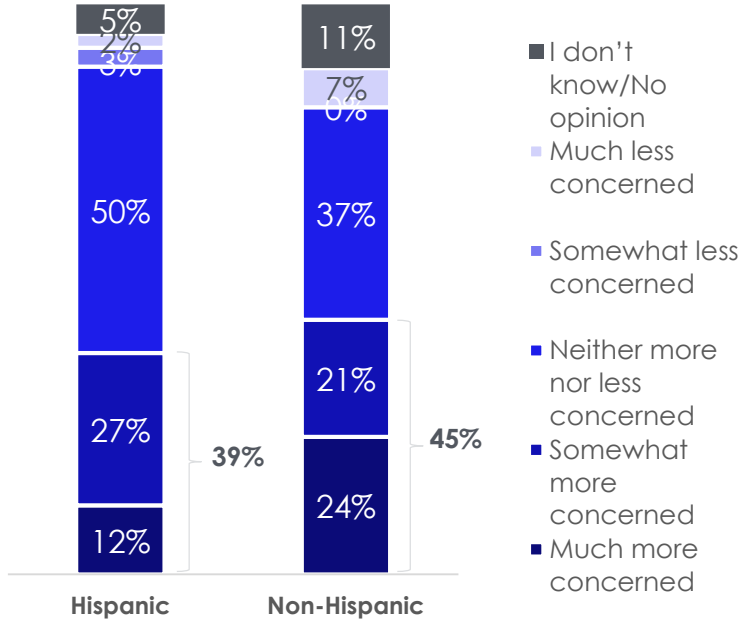
If a vaccine for COVID-19 was available before the end of the year and you believed it was safe, how willing or unwilling would you be to take it?



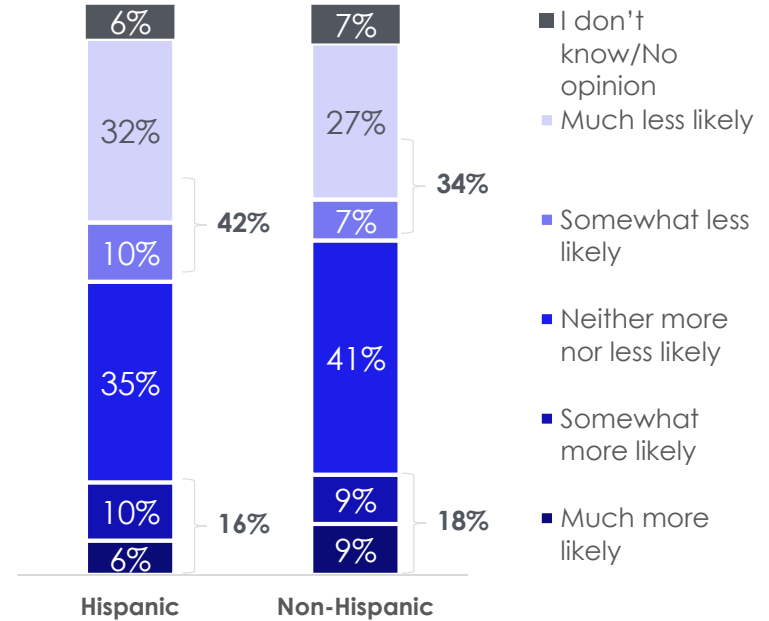
EFFECT OF TRUMP COVID DIAGNOSIS:

-ABOUT 40% OF RESPONDENTS SOMEWHAT/MUCH MORE CONCERNED FOR SELF AND FAMILY
 -42% OF HISPANICS, 34% NON-HISPANICS SOMEWHAT/MUCH LESS LIKELY TO VOTE FOR TRUMP

Effect of Trump COVID Diagnosis on Concern for Self and Family



Effect of Trump COVID Diagnosis on Likelihood to Vote Trump

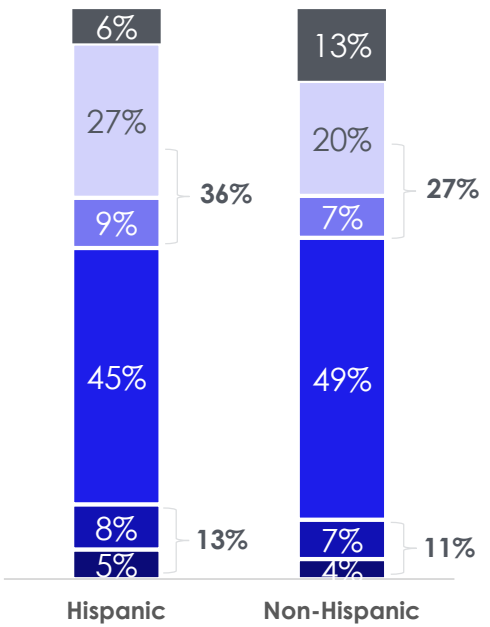


Among registered voters 18+
 Source: Univision political tracker in collaboration with Media Predict as of October 2020

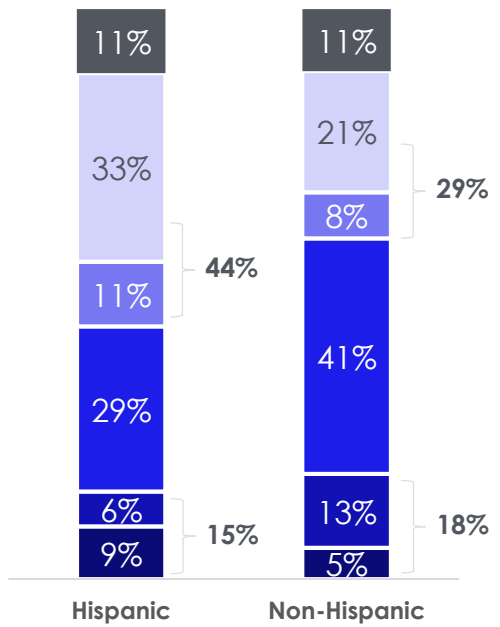
**EFFECT OF TRUMP COVID DIAGNOSIS ON TRUMP OPINION:
-36% OF HISPANICS, 27% NON-HISPANICS HAVE A SOMEWHAT/MUCH LESS FAVORABLE OPINION**

**EFFECT OF TRUMP HANDLING OF COVID DIAGNOSIS ON TRUMP OPINION:
-44% OF HISPANICS, 29% NON-HISPANICS HAVE A SOMEWHAT/MUCH LESS FAVORABLE OPINION**

Effect of Trump COVID Diagnosis on Trump Opinion



Effect of Trump Handling of COVID Diagnosis on Trump Opinion



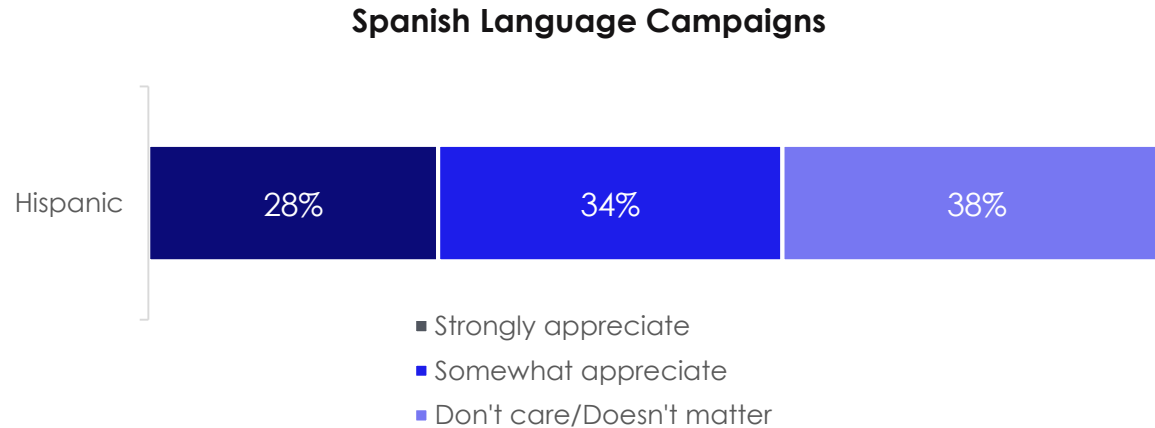
- I don't know/No opinion
- Much less favorable
- Somewhat less favorable
- Neither more nor less favorable
- Somewhat more favorable
- Much more favorable

Among registered voters 18+
Source: Univision political tracker in collaboration with Media Predict as of October 2020

THE IMPORTANCE OF SPANISH LANGUAGE

OVER 60% OF HISPANICS STRONGLY/SOMEWHAT APPRECIATE CANDIDATES WHO ADVERTISE IN SPANISH

When you follow a political campaign for President, Congress, Senate or Governor, do you appreciate when candidates advertise in Spanish in trying to win your vote?



COMMUNICATING IN SPANISH: -66% OF HISPANICS AGREE POLITICAL PARTIES/CANDIDATES WHO ADVERTISE IN SPANISH WANT THEIR VOTE -53% AGREE IT SHOWS THEM CANDIDATES ARE TRULY INTERESTED IN HISPANICS AND THEIR COMMUNITY

How much do you agree or disagree with each of the following statements? *[Spanish Language Campaigns]*

Statement	Hispanic	
	Agree	Disagree
Political parties and candidates who advertise in Spanish are showing me they want my vote.	66%	8%
When a political party or candidate communicates with me in Spanish, it suggests that they are truly interested in Hispanics and our community.	53%	18%

5 pt Scale: Agree = 4,5, Disagree = 1,2, Neutral = 3 (not reported), No opinion = 0 (Not reported)

Agree and Disagree above will not sum to 100%

Among registered voters 18+

Source: Univision political tracker in collaboration with Media Predict as of October 2020



CORONAVIRUS

-HANDLING APPROVAL

-EFFECTS ON JOBS

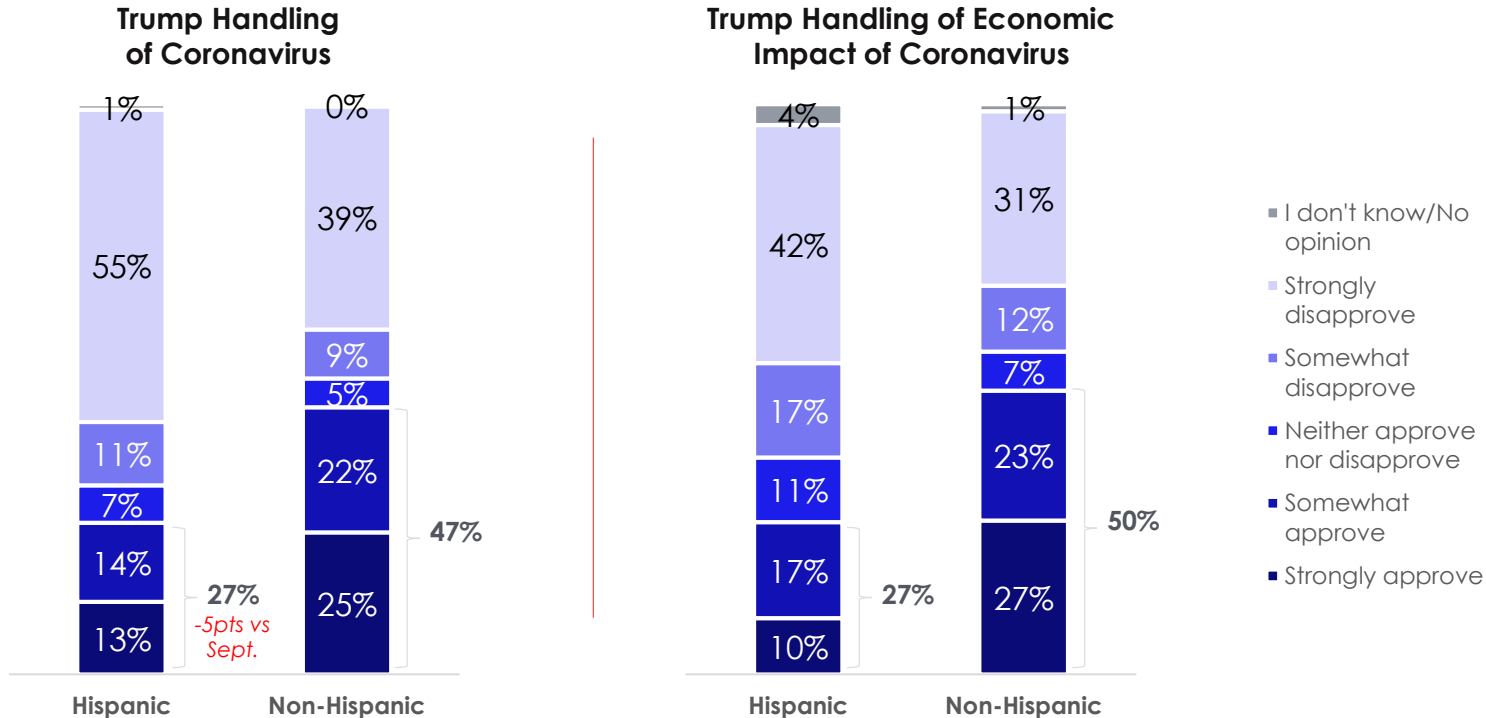
-SCHOOL OPENING STATEMENTS AND PARENT OPINION

APPROVE TRUMP HANDLING OF CORONAVIRUS TOP TWO BOX:

-HISPANICS 27%, NON-HISPANICS 47%

APPROVE TRUMP HANDLING ECONOMIC IMPACT OF CORONAVIRUS TOP TWO BOX:

-HISPANICS 27%, NON-HISPANICS 50%



Among registered voters 18+
Source: Univision political tracker in collaboration with Media Predict as of October 2020

APPROVE CONGRESS HANDLING OF CORONAVIRUS TOP TWO BOX:

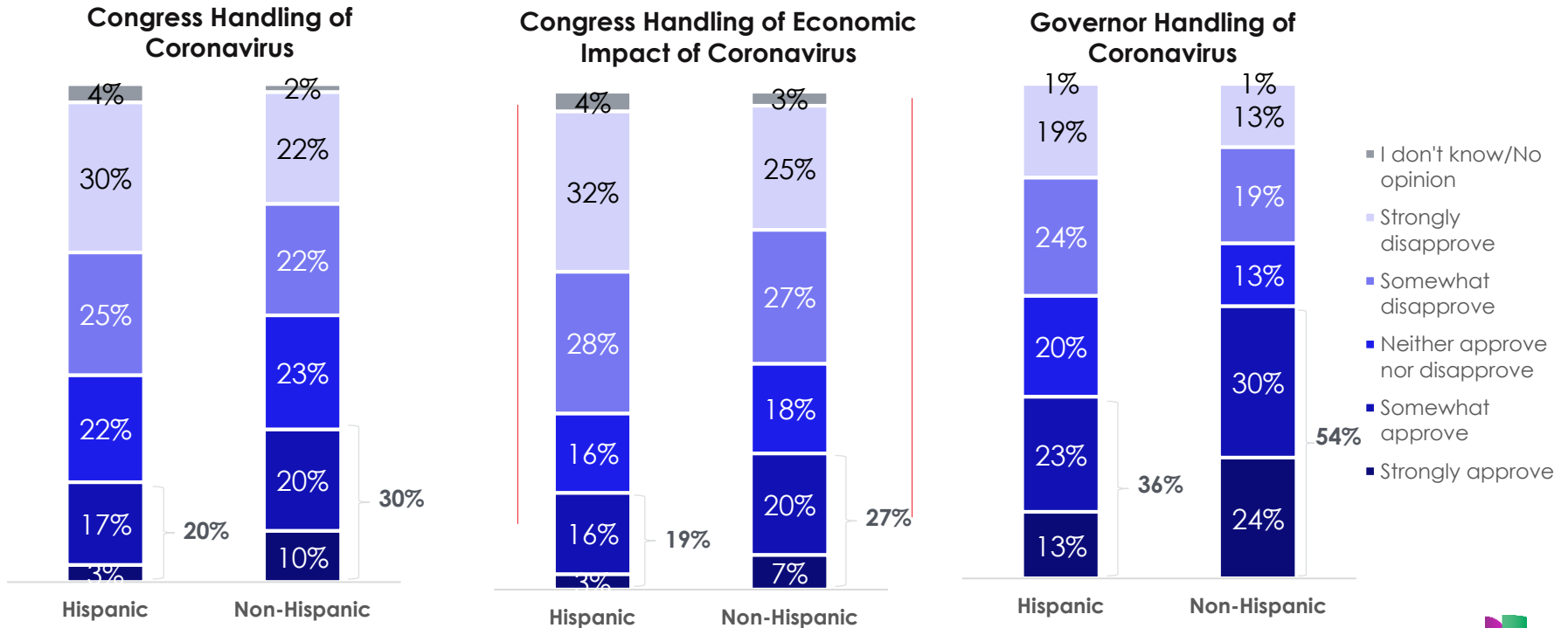
-HISPANICS 20%, NON-HISPANICS 30%

APPROVE CONGRESS HANDLING OF ECONOMIC IMPACT CORONAVIRUS TOP TWO BOX:

-HISPANICS 19%, NON-HISPANICS 27%

APPROVE GOVERNOR HANDLING OF CORONAVIRUS TOP TWO BOX:

-HISPANICS 36%, NON-HISPANICS 54%



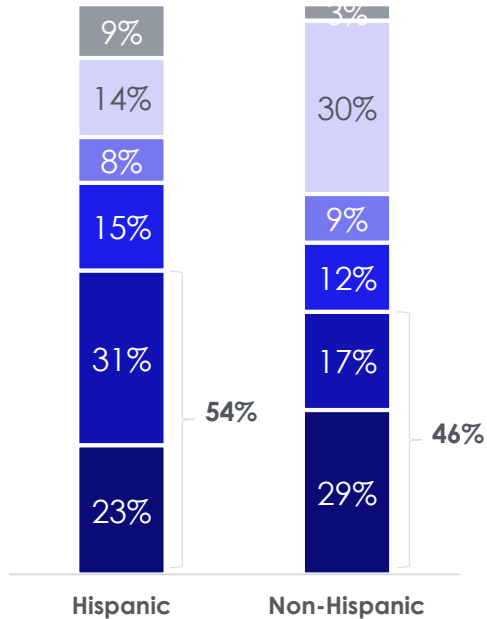
BIDEN HANDLING OF CORONAVIRUS WOULD BE BETTER TOP TWO BOX:

-HISPANICS 54%, NON-HISPANICS 46%

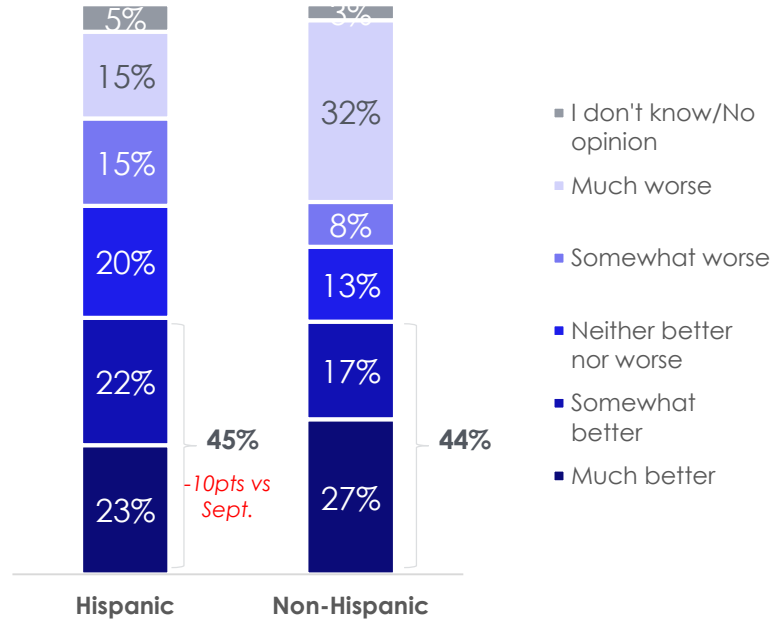
BIDEN HANDLING OF ECONOMIC IMPACT OF CORONAVIRUS WOULD BE BETTER TOP TWO BOX:

-HISPANICS 45%, NON-HISPANICS 44%

Biden Handling of Coronavirus – Better or Worse



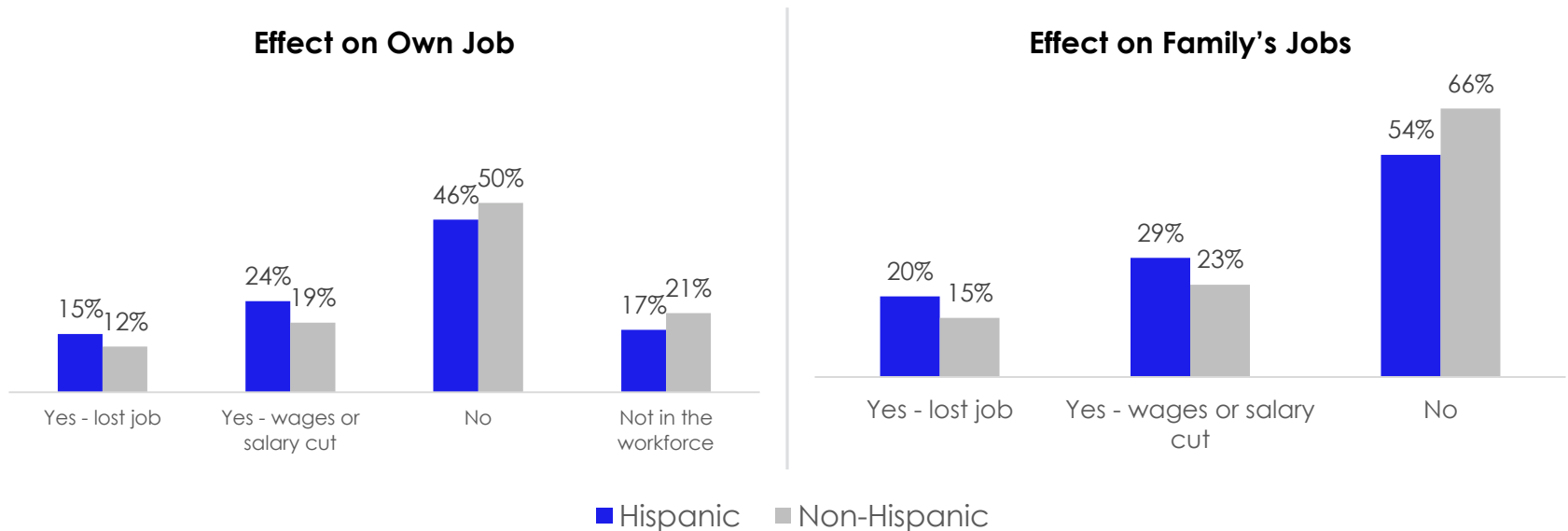
Biden Handling of Economic Impact of Coronavirus – Better or Worse



CORONAVIRUS EFFECT ON JOB:
-HIGHER % OF HISPANICS HAVE LOST JOB OR SEEN WAGES/SALARY CUT THAN NON-HISPANICS
-HIGHER % OF HISPANICS HAVE SEEN SOMEONE IN FAMILY LOSE JOB OR HAD WAGES/SALARY CUT THAN NON-HISPANICS

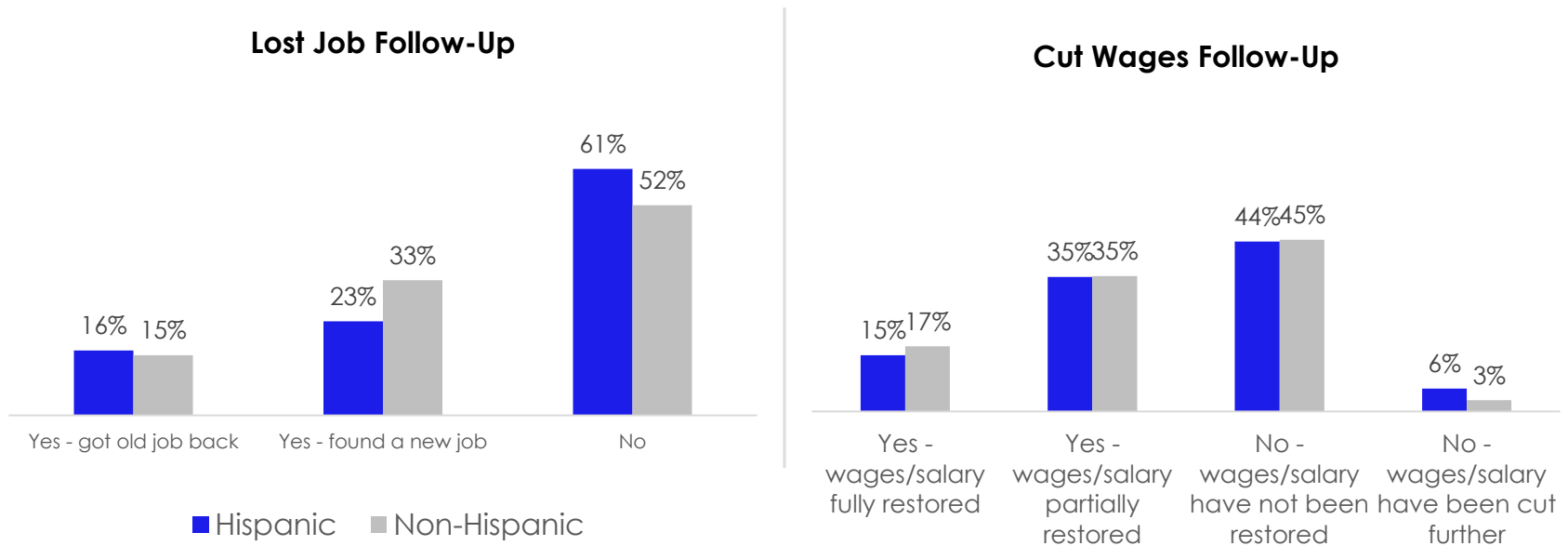
Have you lost your job or have your wages or salary been cut because of the coronavirus?

Besides you, has anyone in your family lost their job or have your wages or salary been cut because of the coronavirus?



-AMONG THOSE WHO LOST JOB, OVER 60% OF HISPANICS AND 50% NON-HISPANICS HAVE NOT GOTTEN JOB BACK/FOUND NEW ONE
-AMONG THOSE WHO HAD WAGES CUT, ABOUT 45% OF RESPONDENTS HAVE NOT HAD WAGES RESTORED

You answered that you had lost your job due to the coronavirus, have you since gotten your job back or found a new one?
You answered that you had your wages or salary cut due to the coronavirus, have you since had your wages/salary restored?



SCHOOL OPENING STATEMENTS

This year, schools are operating in a variety of ways, from being open for full-time in-person instruction to being completely on-line. For each of the following, please indicate how effective or ineffective you think they are in educating children.

Full Time:

Schools that are doing full-time in-person teaching.

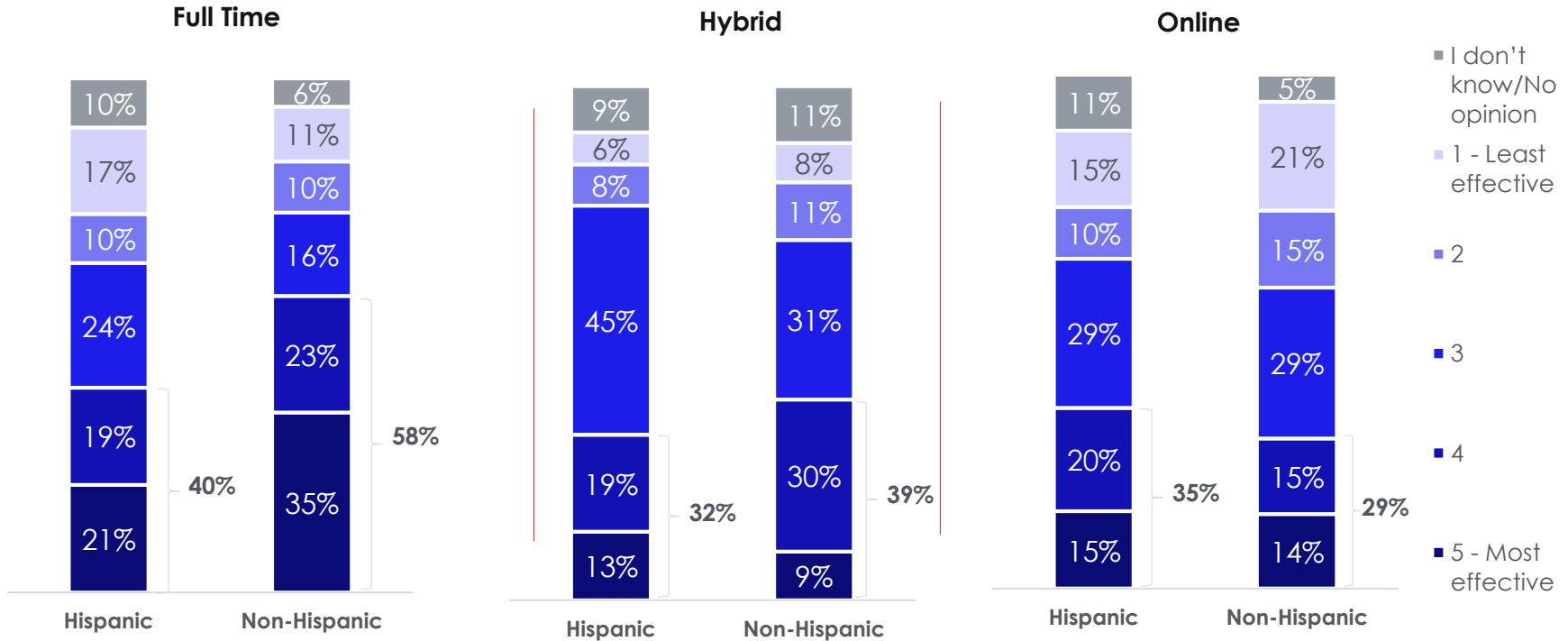
Hybrid:

Schools that are operating with a “hybrid” option where students split their time between in-person and on-line education. Half the students are physically at school at any time and the other half are on-line (remote learning).

Online:

Schools that are not open physically and do on-line education (remote learning) only.

**SCHOOL OPENING OPTIONS TOP TWO BOX EFFECTIVE IN EDUCATING CHILDREN:
 FULL-TIME: 40% HISPANICS, 58% NON-HISPANICS MOST EFFECTIVE
 HYBRID: 32% HISPANICS, 39% NON-HISPANICS MOST EFFECTIVE
 ONLINE: 35% HISPANICS, 29% NON-HISPANICS MOST EFFECTIVE**



Among registered voters 18+
 Source: Univision political tracker in collaboration with Media Predict as of October 2020

COVID-19/ECONOMY STATEMENTS

-MAJORITY OF RESPONDENTS ARE VERY WORRIED ABOUT WHAT IS HAPPENING TO THE ECONOMY, AND BELIEVE IT WILL GET WORSE IF COVID CASES RISE

-ABOUT 60% EXPECT PERSONAL ECONOMIC SITUATION TO GET BETTER IN NEXT FEW YEARS; BELIEVE THE ECONOMIC PROBLEMS CAUSED BY LOCKDOWN WILL HURT MORE PEOPLE THAN THE CORONAVIRUS

-HISPANICS GREATER AGREEMENT: I HAVE ALREADY CUT BACK SPENDING SIGNIFICANTLY IN REACTION TO CORONAVIRUS; I EXPECT THE CORONAVIRUS WILL HURT MY PERSONAL ECONOMIC SITUATION SIGNIFICANTLY; I AM WORRIED ABOUT MAKING OTHER PAYMENTS LIKE PHONE, CREDIT CARD, OVER THE NEXT FEW MONTHS

How much do you agree or disagree with each of the following statements? [Coronavirus crisis and the economy – 1 of 3]

Statement	Hispanic		Non-Hispanic	
	Agree	Disagree	Agree	Disagree
I am very worried about what is happening to the economy	79%	5%	79%	8%
I believe the economy will get worse if COVID cases rise	75%	6%	68%	11%
I have already cut back my spending significantly in reaction to the coronavirus	68%	14%	59%	20%
I expect my personal economic situation to get better in the next few years	57%	18%	57%	14%
The economic problems caused by the lockdown of the country will hurt more people than the coronavirus	57%	21%	59%	23%
I expect that the coronavirus will hurt my personal economic situation significantly	51%	24%	45%	29%
I am worried about making other payments, like phone, credit card, and car payments, over the next few months	49%	25%	39%	44%

5 pt Scale: Agree = 4,5, Disagree = 1,2, Neutral = 3 (not reported), No opinion = 0 (Not reported)

Agree and Disagree above will not sum to 100%

Among registered voters 18+

Source: Univision political tracker in collaboration with Media Predict as of October 2020



-ABOUT HALF OF ALL RESPONDENTS AGREE THE IMPACT OF THE CORONAVIRUS HAS HURT PERSONAL ECONOMIC SITUATION SIGNIFICANTLY ALREADY; EXPECT SPENDING/INCOME WILL RETURN TO PRE-CORONAVIRUS LEVELS ONCE THE ECONOMY REOPENS

-ABOUT 40% ARE MORE CONFIDENT ABOUT PERSONAL ECONOMIC SITUATION THAN IN FIRST FEW MONTHS OF PANDEMIC

-HISPANICS GREATER AGREEMENT: I AM WORRIED ABOUT MAKING MY MORTGAGE/RENT PAYMENT OVER THE NEXT FEW MONTHS; I BELIEVE MY WAGES/SALARY WILL BE CUT SOMETIME IN THE NEXT FEW MONTHS; LESS AGREEMENT THE ECONOMY WILL BOUNCE BACK AS SOON AS RESTRICTIONS RELATED TO CORONAVIRUS ARE LIFTED

How much do you agree or disagree with each of the following statements? [Coronavirus crisis and the economy – 2 of 3]

Statement	Hispanic		Non-Hispanic	
	Agree	Disagree	Agree	Disagree
The impact of the coronavirus has hurt my personal economic situation significantly already	49%	29%	48%	33%
I expect that my spending will return to pre-coronavirus levels once the economy reopens	47%	24%	47%	28%
I am more confident about my personal economic situation than I was in the first few months of the coronavirus pandemic	46%	31%	38%	28%
I expect that my income will return to pre-coronavirus levels once the economy reopens	46%	17%	46%	18%
I believe that the economy will bounce back as soon as the restrictions related to coronavirus are lifted	43%	43%	52%	30%
I am worried about making my mortgage/rent payment over the next few months	43%	29%	29%	48%
I believe that my wages/salary will be cut sometime in the next few months	43%	24%	26%	40%

5 pt Scale: Agree = 4,5, Disagree = 1,2, Neutral = 3 (not reported), No opinion = 0 (Not reported)

Agree and Disagree above will not sum to 100%

Among registered voters 18+

Source: Univision political tracker in collaboration with Media Predict as of October 2020



-HISPANICS FAR LESS LIKELY TO BE MORE WORRIED ABOUT THE ECONOMY THAN ABOUT THE CORONAVIRUS

-HISPANICS DISAGREE, NON-HISPANICS AGREE: I AM CONFIDENT SOCIAL SECURITY AND MEDICARE BENEFITS WILL BE AVAILABLE TO ME WHEN I RETIRE; SIMILARLY TO CURRENT RETIREES

RESPONDENTS DISAGREE:

-I HAVE STARTED TO SPEND MORE THAN I WAS SPENDING IN FIRST FEW MONTHS OF PANDEMIC

-THE HEALTH RISK OF THE CORONAVIRUS IS OVERBLOWN

-I BELIEVE I WILL LOSE MY JOB SOMETIME IN THE NEXT FEW MONTHS

How much do you agree or disagree with each of the following statements? [Coronavirus crisis and the economy – 3 of 3]

Statement	Hispanic		Non-Hispanic	
	Agree	Disagree	Agree	Disagree
I am more worried about the economy than I am about the coronavirus	38%	35%	50%	28%
The health risk of the coronavirus is overblown	33%	47%	37%	49%
I have started to spend more than I was spending in the first few months of the coronavirus pandemic	33%	48%	33%	43%
I am confident that Social Security and Medicare benefits will be available to me when I retire, similarly to current retirees	31%	40%	43%	31%
I believe that I will lose my job sometime in the next few months	27%	32%	21%	53%

5 pt Scale: Agree = 4,5, Disagree = 1,2, Neutral = 3 (not reported), No opinion = 0 (Not reported)

Agree and Disagree above will not sum to 100%

Among registered voters 18+

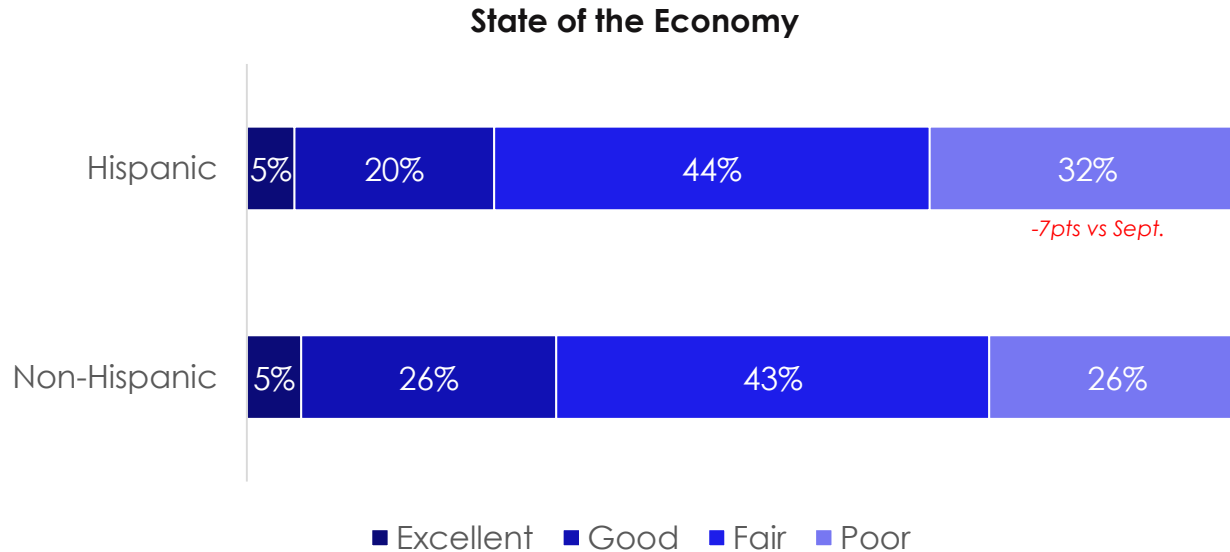
Source: Univision political tracker in collaboration with Media Predict as of October 2020



ECONOMY

-5% OF RESPONDENTS RATE THE ECONOMY AS EXCELLENT -32% OF HISPANICS, 26% NON-HISPANICS RATE IT AS POOR

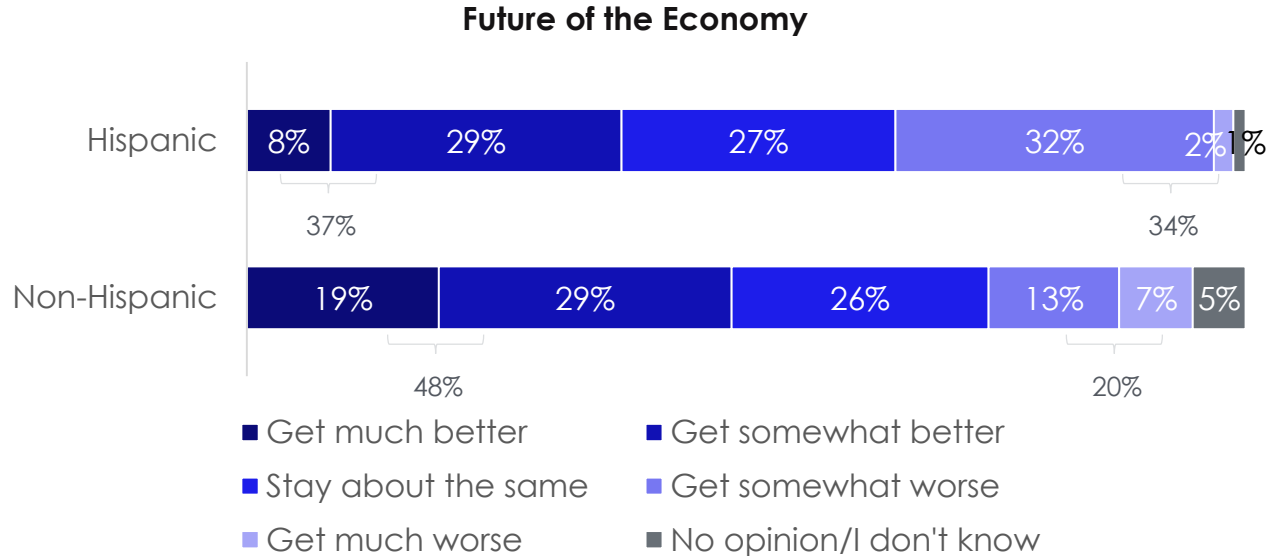
How would you rate the economy of the United States right now?



HOW WILL THE ECONOMY BE OVER NEXT FEW MONTHS?

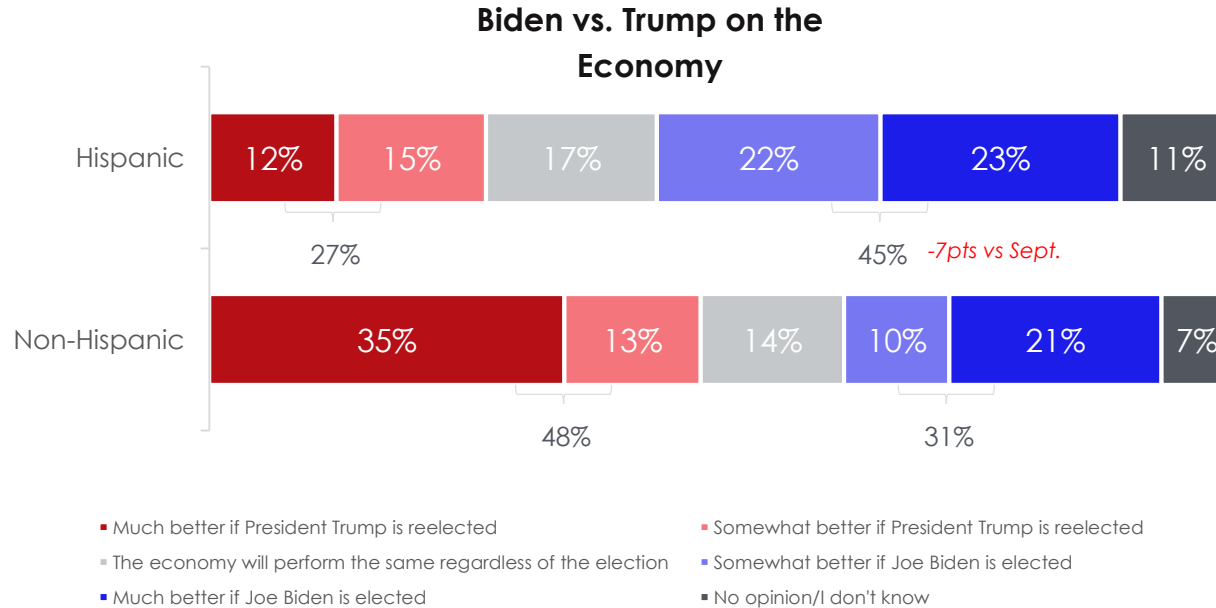
-MUCH/SOMEWHAT BETTER: HISPANIC 37%, NON-HISPANIC 48%
-MUCH/SOMEWHAT WORSE: HISPANIC 34%, NON-HISPANIC 20%

Thinking ahead to a few months from now... Do you believe the economy will get better, get worse, or stay about the same as it is now?



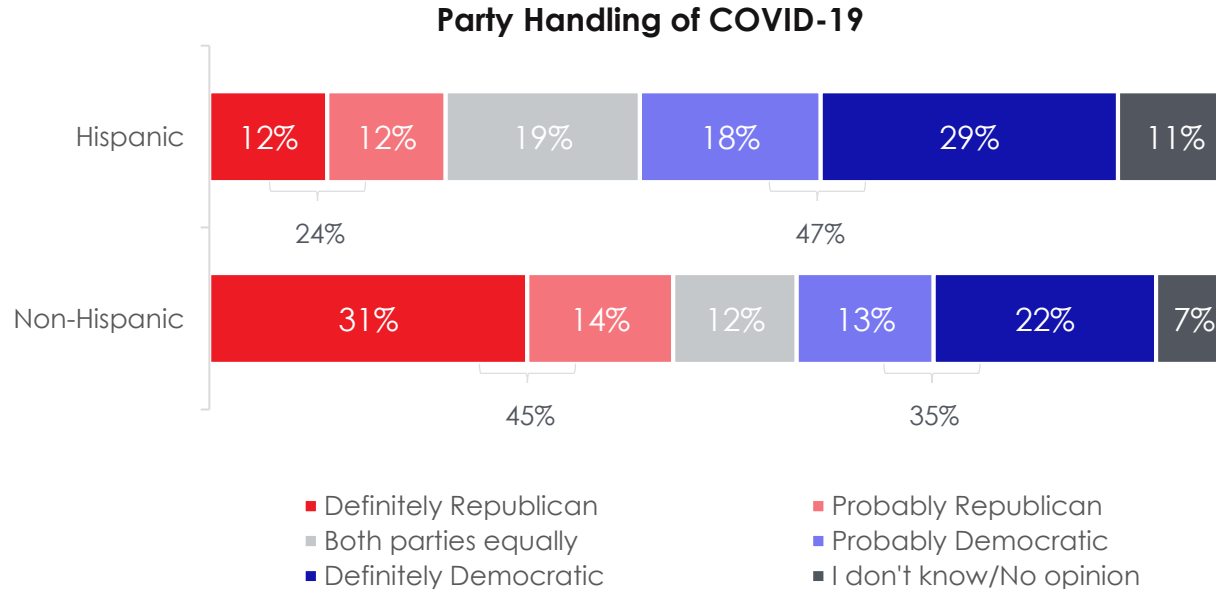
ECONOMY WILL DO BETTER TOP TWO BOX:
-IF BIDEN ELECTED: HISPANICS 45%, NON-HISPANICS 31%
-IF TRUMP REELECTED: HISPANICS 27%, NON-HISPANICS 48%

Will the economy do better if President Trump is reelected or if Joe Biden is elected president?



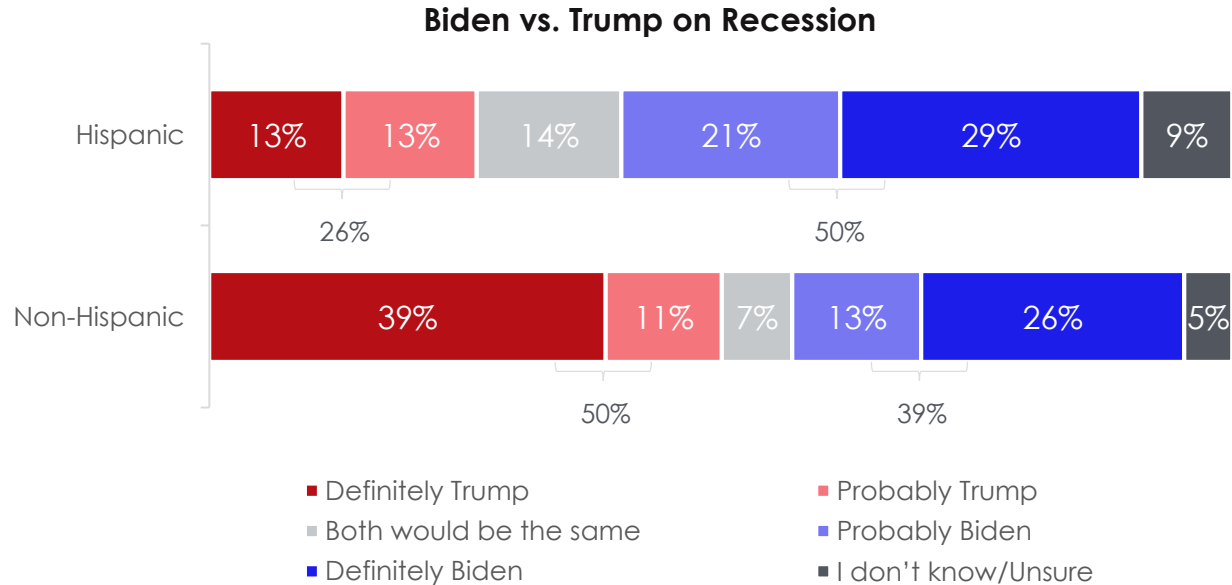
PARTY BETTER ABLE TO HANDLE ECONOMIC IMPACT OF THE VIRUS TOP TWO BOX:
-HISPANICS: DEMOCRATIC 47%, REPUBLICAN 24%
-NON-HISPANICS: DEMOCRATIC 35%, REPUBLICAN 45%

Which party is better able to handle the economic impact of the coronavirus?



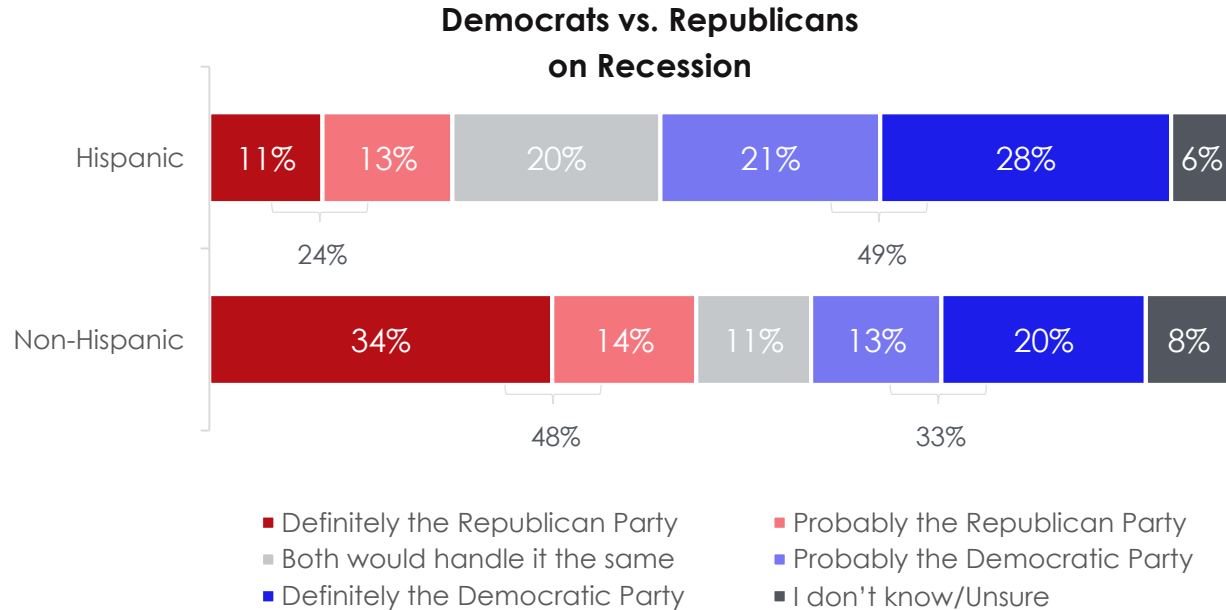
PRESIDENTIAL CANDIDATE BEST ABLE TO HANDLE AN ECONOMIC RECESSION TOP TWO BOX:
-BIDEN: HISPANICS 50%, NON-HISPANICS 39%
-TRUMP: HISPANICS 26%, NON-HISPANICS 50%

Which presidential candidate would best be able to handle an economic recession, President Donald Trump or Joe Biden?



POLITICAL PARTY BEST ABLE TO HANDLE AN ECONOMIC RECESSION TOP TWO BOX:
-REPUBLICAN: HISPANICS 24%, NON-HISPANICS 48%
-DEMOCRATIC: HISPANICS 49%, NON-HISPANICS 33%

Which political party would best be able to handle an economic recession, the Republican Party or the Democratic Party?



HEALTHCARE

ABOUT 60% OF RESPONDENTS RANK BRINGING DOWN PRICE OF HEALTH INSURANCE DEDUCTIBLES, COPAYS, AND PREMIUMS AS TOP HEALTHCARE PRIORITY

-ABOUT 50% OF RESPONDENTS RANK LOWERING THE PRICE OF PRESCRIPTION DRUGS SECOND IN IMPORTANCE

Other than the ongoing Coronavirus issues, which TWO of the following do you believe should be the top priorities when it comes to our nation's health care system...

Please rank the two top priorities when it comes to our nation's health care system, with 1 being the most important, and 2 being the 2nd most important.

Statement	Hispanic		Non-Hispanic	
	Selected	Rank Index	Selected	Rank Index
Bringing down the price of health insurance deductibles, copays and premiums	64%	159	58%	150
Lowering the price of prescription drugs	50%	121	51%	124
Improving access to health care	49%	125	44%	109
Ensuring that the latest drugs and treatments are available to patients	25%	62	30%	78
Dealing with the opioid/painkiller addiction epidemic	13%	32	16%	39

*The rank index is calculated by combining both how often each statement was chosen, and the ranking of each respondent's top 2 statements

-MAJORITY OF RESPONDENTS AGREE PEOPLE SHOULD BE REQUIRED TO MAINTAIN SOCIAL DISTANCING AND WEAR FACEMASKS IN PUBLIC UNTIL THREAT FROM CORONAVIRUS IS GONE; DRUG ABUSE IS A SERIOUS PUBLIC HEALTH ISSUE

-ABOUT 60% OF RESPONDENTS AGREE (HISPANICS HIGHER) GOVT FUNDED HEALTH INSURANCE SHOULD BE AVAILABLE TO EVERYONE IN U.S.; BEST WAY TO ADDRESS HEALTHCARE ISSUES IS TO IMPROVE THE CURRENT SYSTEM, INCLUDING IMPROVING AFFORDABLE CARE ACT

-HISPANICS GREATER AGREEMENT MEDICARE FOR ALL WOULD NOT NEGATIVELY IMPACT THE QUALITY OR AVAILABILITY OF HEALTHCARE SERVICES IN U.S.

-HISPANICS LESS LIKELY TO BE GENERALLY SATISFIED WITH HEALTHCARE COVERAGE

How much do you agree or disagree with each of the following statements? [**Healthcare - 1 of 2**]

Statement	Hispanic		Non-Hispanic	
	Agree	Disagree	Agree	Disagree
People should be required to maintain social distancing (i.e., stay at least 6 feet away from other people) until the threat from coronavirus is gone	83%	7%	80%	10%
People should be required to wear facemasks in public until the threat from coronavirus is gone	81%	6%	74%	13%
Drug abuse is a serious public health issue in the United States.	78%	7%	82%	7%
Government funded health insurance should be available to everyone in the United States.	65%	17%	56%	28%
The best way to address healthcare issues in the United States is to improve the current system, including improving the Affordable Care Act (also known as Obamacare).	62%	10%	55%	24%
I am generally satisfied with my healthcare coverage.	54%	21%	61%	24%
Medicare For All (that includes the elimination of all private health insurance) would not negatively impact the quality or availability of healthcare services in the United States.	48%	25%	38%	40%
Abortion should be legal only in the first trimester of pregnancy	43%	27%	40%	33%

5 pt Scale: Agree = 4.5, Disagree = 1.2, Neutral = 3 (not reported), No opinion = 0 (Not reported)

Agree and Disagree above will not sum to 100%

Among registered voters 18+

Source: Univision political tracker in collaboration with Media Predict as of October 2020



-NEARLY 40% OF HISPANICS AGREE, NON-HISPANICS DISAGREE, GOVT SHOULD ELIMINATE ALL PRIVATE HEALTH INSURANCE AND REPLACE IT WITH A GOVT RUN PROGRAM LIKE MEDICARE
-HISPANICS LESS AGREEMENT MEDICAID AND MEDICARE ARE WORKING WELL NOW

RESPONDENTS DISAGREE:

-GOVT FUNDS SHOULD BE USED TO PAY FOR ABORTIONS; ABORTIONS SHOULD BE AVAILABLE AT ANY TIME DURING PREGNANCY
-IN ORDER TO PAY FOR UNIVERSAL GOVT FUNDED HEALTH INSURANCE, GOVT SHOULD RAISE MY TAXES

How much do you agree or disagree with each of the following statements? **[Healthcare - 2 of 2]**

Statement	Hispanic		Non-Hispanic	
	Agree	Disagree	Agree	Disagree
The Government should eliminate all private health insurance and replace it with a Government-run program like Medicare.	38%	33%	31%	50%
Medicaid and Medicare are working well now.	32%	30%	41%	28%
Abortion should be available to a woman at any time during her pregnancy	31%	46%	28%	53%
In order to pay for universal government funded health insurance, the govt should raise my taxes.	28%	42%	27%	51%
Government funds should be used to pay for abortions.	27%	52%	20%	54%

5 pt Scale: Agree = 4,5, Disagree = 1,2, Neutral = 3 (not reported), No opinion = 0 (Not reported)

Agree and Disagree above will not sum to 100%

Among registered voters 18+

Source: Univision political tracker in collaboration with Media Predict as of October 2020



**PUBLIC SAFETY
POLICE REFORM
PROTESTS**

- MAJORITY OF RESPONDENTS AGREE STRICTER BACKGROUND CHECKS ON THE SALE OF GUNS BEST WAY TO REDUCE GUN VIOLENCE; ABOUT 60% AGREE ASSAULT RIFLES SHOULD BE BANNED; STRICTER GUN CONTROL LAWS WOULD REDUCE CRIME
- 61% OF HISPANICS, 69% NON-HISPANIC SUPPORT SECOND AMENDMENT GUN RIGHTS
- HISPANICS FAR LESS AGREEMENT LOCAL AND STATE AUTHORITIES SHOULD COOPERATE WITH FEDERAL IMMIGRATION AUTHORITIES
- 40% OF HISPANICS AGREE CRIME IS GETTING WORSE IN NEIGHBORHOOD, NON-HISPANICS DISAGREE
- ABOUT ONE THIRD OF HISPANICS AGREE/DISAGREE: I FEEL LESS SAFE IN MY NEIGHBORHOOD THAN I DID A YEAR AGO, NON-HISPANICS DISAGREE

How much do you agree or disagree with each of the following statements? **[Public Safety]**

Statement	Hispanic		Non-Hispanic	
	Agree	Disagree	Agree	Disagree
Stricter background checks on the sale of guns is the best way to reduce gun violence	71%	10%	70%	18%
I support Second Amendment gun rights	61%	16%	69%	8%
Assault rifles should be banned	59%	19%	56%	32%
I believe that stricter gun control laws would reduce crime	57%	26%	55%	33%
Local and State authorities should cooperate with federal immigration authorities	47%	23%	69%	12%
Crime is getting worse in my neighborhood	40%	36%	33%	43%
I feel less safe in my neighborhood than I did a year ago	33%	34%	29%	46%

5 pt Scale: Agree = 4.5, Disagree = 1.2, Neutral = 3 (not reported), No opinion = 0 (Not reported)

Agree and Disagree above will not sum to 100%

Among registered voters 18+

Source: Univision political tracker in collaboration with Media Predict as of October 2020



-HISPANICS FAR GREATER AGREEMENT THE CRIMINAL JUSTICE SYSTEM IN U.S. TREATS MINORITIES UNFAIRLY; FAR LESS AGREEMENT THE POLICE IN U.S. GENERALLY TREAT MINORITIES FAIRLY
 -ABOUT 60% OF HISPANICS, 70% NON-HISPANICS AGREE: MY LOCAL POLICE DO A GOOD JOB; I TRUST THE POLICE IN MY NEIGHBORHOOD; THE POLICE MAKE MY NEIGHBORHOOD SAFER
 -HISPANICS LOWER AGREEMENT LESS POLICE IN NEIGHBORHOOD WOULD CAUSE CRIME TO GO UP SIGNIFICANTLY
 -RESPONDENTS DISAGREE LOCAL GOVT SHOULD COMPLETELY DEFUND THE POLICE/REDUCE RESOURCES AND USE MONEY FOR OTHER PURPOSES

How much do you agree or disagree with each of the following statements? **[Police Reform]**

Statement	Hispanic		Non-Hispanic	
	Agree	Disagree	Agree	Disagree
The criminal justice system in the United States treats minorities unfairly	66%	14%	50%	31%
My local police do a good job	62%	14%	73%	10%
I trust the police in my neighborhood	61%	15%	74%	8%
The police make my neighborhood safer	59%	13%	75%	6%
Less police in my neighborhood would cause crime to go up significantly	53%	16%	69%	18%
I believe that police in the United States generally treat minorities fairly	40%	35%	54%	28%
My local government should significantly reduce the resources for police and use the money for other purposes	36%	41%	26%	58%
My local government should completely defund the police	29%	49%	18%	67%

5 pt Scale: Agree = 4,5, Disagree = 1,2, Neutral = 3 (not reported), No opinion = 0 (Not reported)

Agree and Disagree above will not sum to 100%

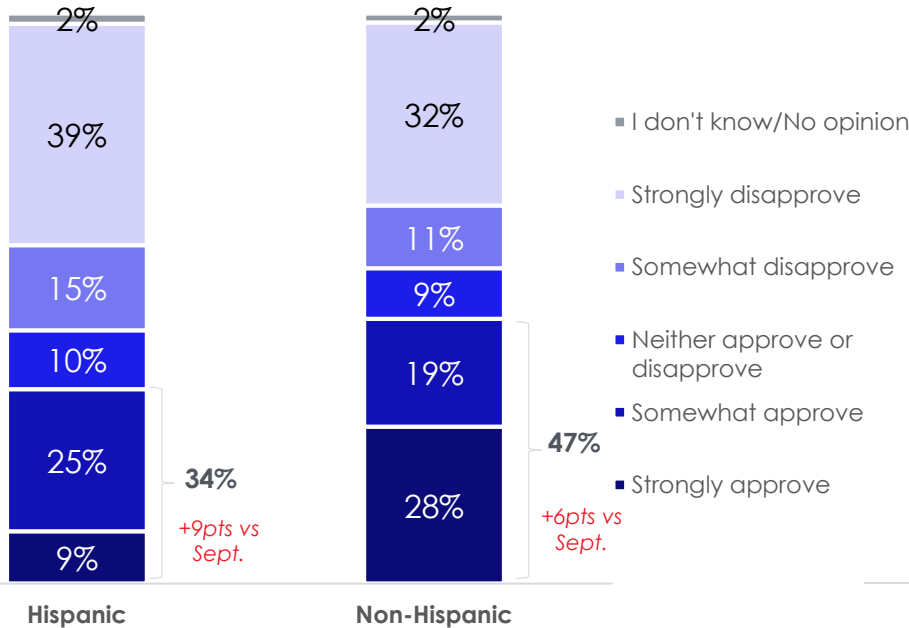
Among registered voters 18+

Source: Univision political tracker in collaboration with Media Predict as of October 2020

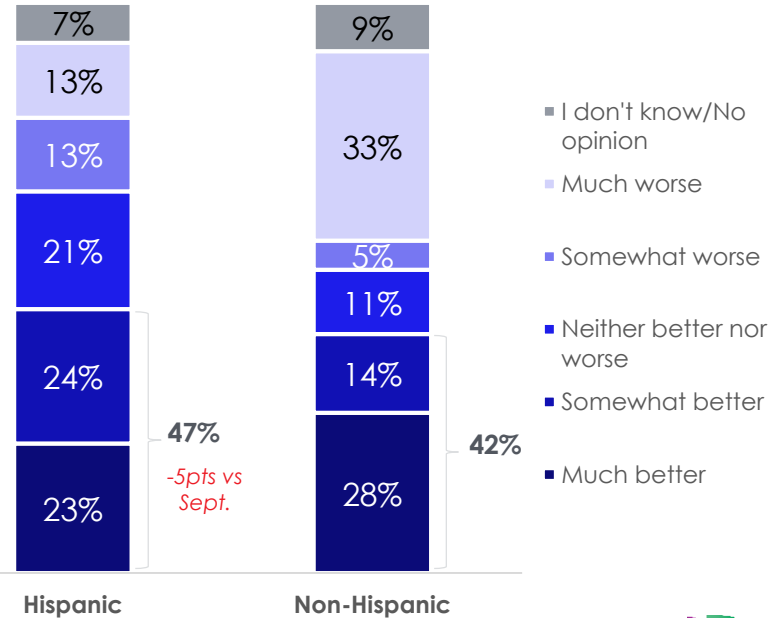


**TRUMP APPROVE HANDLING OF PROTESTS TOP TWO BOX:
 -STRONGLY/SOMEWHAT APPROVE: HISPANICS 34%, NON-HISPANICS 47%**
**BIDEN HANDLING OF PROTESTS BETTER OR WORSE TOP TWO BOX:
 -SOMEWHAT/MUCH BETTER: 47% HISPANICS, NON-HISPANICS 42%**

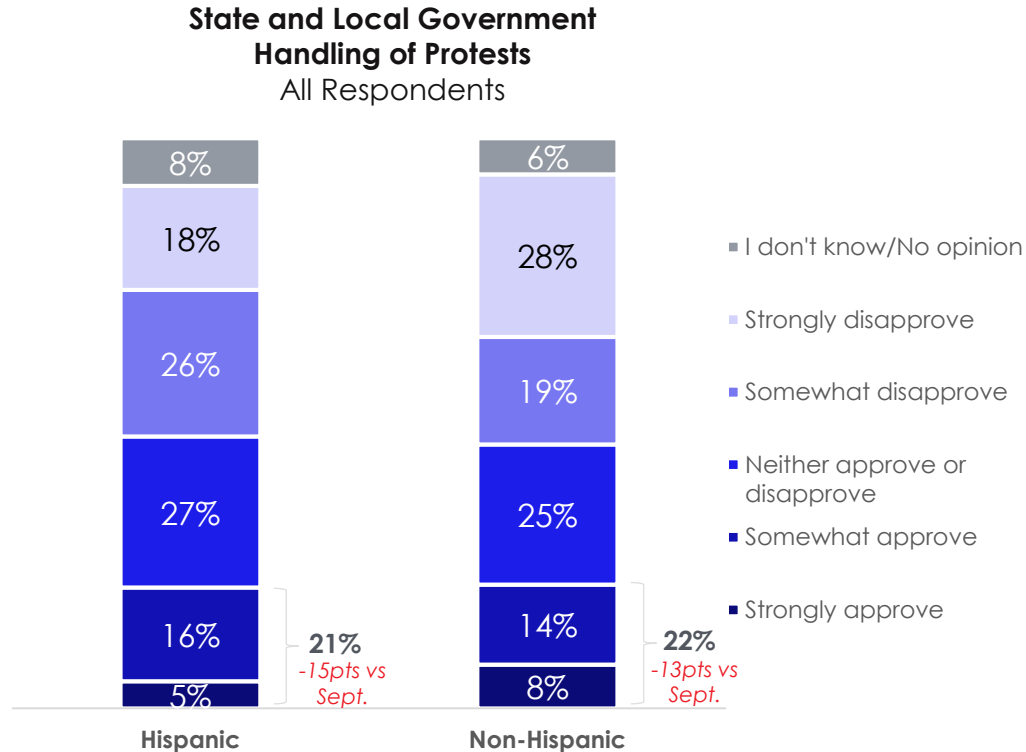
Trump Handling of Protests
All Respondents



Biden Handling of Protests Better or Worse
All Respondents

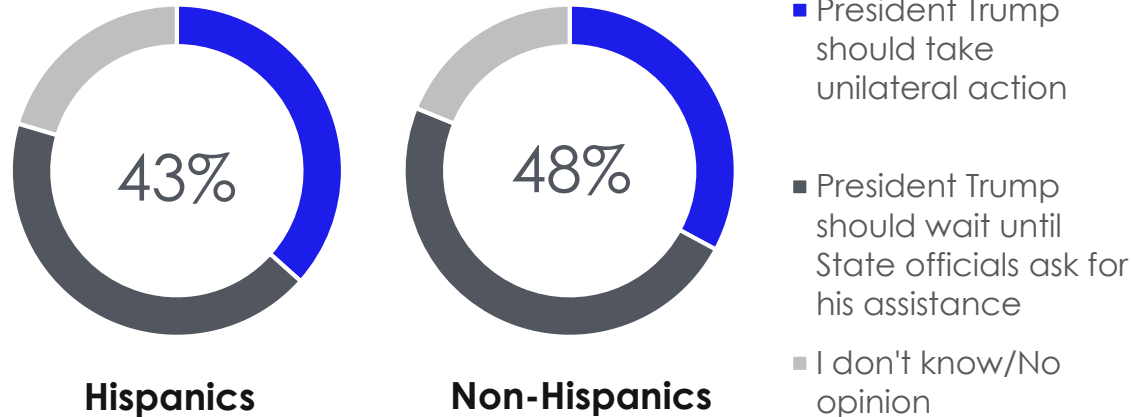


STATE AND LOCAL GOVT HANDLING OF PROTESTS TOP TWO BOX: STRONGLY/SOMEWHAT APPROVE HISPANICS 21%, NON-HISPANICS 22%



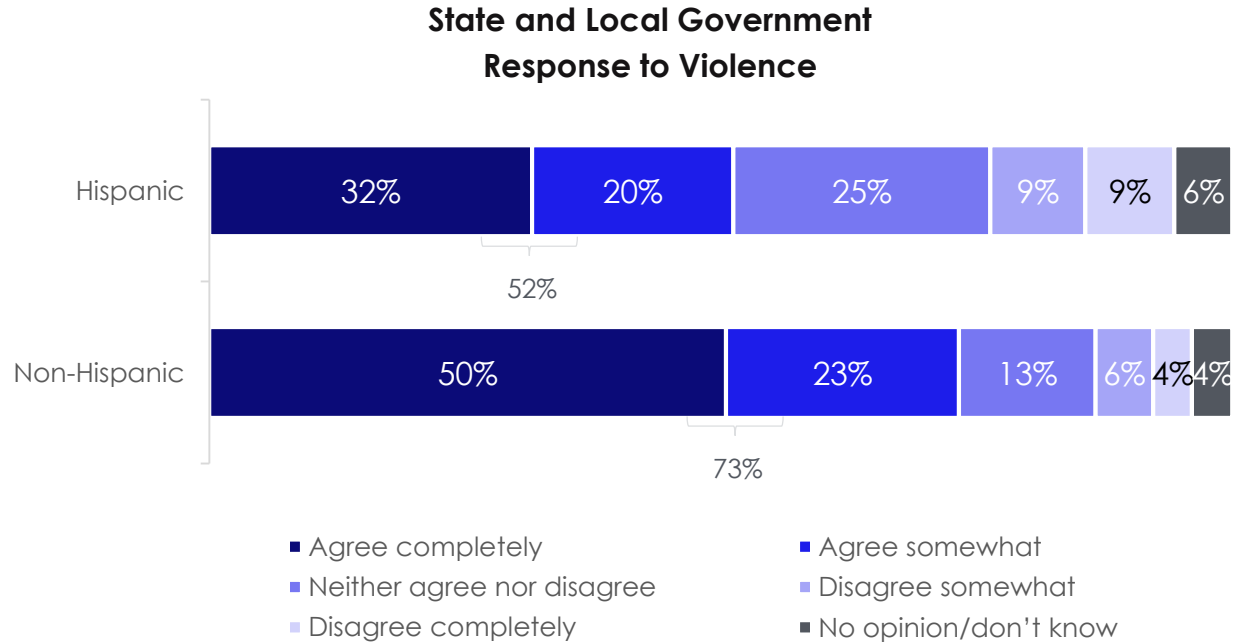
TRUMP RESPONSE TO VIOLENCE: 43% OF HISPANICS, 48% OF NON-HISPANICS BELIEVE TRUMP SHOULD WAIT UNTIL STATE OFFICIALS ASK FOR HIS ASSISTANCE

Trump Response to Violence



**TOP TWO BOX:
52% OF HISPANICS, 73% NON-HISPANICS AGREE THAT STATE AND LOCAL OFFICIALS SHOULD HAVE TAKEN STRONGER ACTION TO DEAL WITH THE VIOLENCE AND LOOTING THAT HAS BEEN OCCURRING IN THEIR CITIES OVER THE PAST FEW MONTHS**

Do you agree or disagree that state and local officials should have taken stronger action to deal with the violence and looting that has been occurring in their cities over the past few months?



-MAJORITY OF RESPONDENTS AGREE (NON-HISPANICS HIGHER): THE LOOTING AND DESTRUCTION OF PROPERTY DURING THE PROTESTS SHOULD HAVE BEEN STOPPED IMMEDIATELY; THE PEOPLE LOOTING AND DAMAGING PROPERTY SHOULD BE ARRESTED AND PROSECUTED; I AM VERY CONCERNED ABOUT THE VIOLENCE AND LOOTING OCCURRING IN SOME AMERICAN CITIES

-HISPANICS FAR LESS AGREEMENT ORGANIZED OUTSIDE GROUPS HAVE BEEN MOSTLY RESPONSIBLE FOR THE VIOLENCE AND DAMAGE TO PROPERTY DURING PROTESTS

-ALMOST 70% OF RESPONDENTS APPROVE OF THE NON-VIOLENT PROTESTS THAT STARTED AFTER THE DEATH OF GEORGE FLOYD

-60% OF HISPANICS, 68% NON-HISPANICS AGREE IF NECESSARY THE NATIONAL GUARD SHOULD BE CALLED IN TO HELP LOCAL LAW ENFORCEMENT; LESS THAN 60% OF RESPONDENTS SUPPORT U.S. ARMED FORCES BEING CALLED IN

How much do you agree or disagree with each of the following statements? [Race Relations]

Statement	Hispanic		Non-Hispanic	
	Agree	Disagree	Agree	Disagree
The people that have been looting and damaging property should be arrested and prosecuted	72%	13%	83%	4%
The looting and destruction of property during the protests should have been stopped immediately	70%	11%	82%	4%
I am very concerned about the violence and looting that is occurring in some American cities	66%	18%	82%	8%
I approve of the non-violent protests that started after the death of George Floyd in June 2020	65%	23%	68%	17%
I have become more concerned over the past few weeks about the violence and looting that is occurring in some American cities	63%	17%	69%	12%
If necessary, the National Guard should be called in to help local law enforcement	60%	20%	68%	13%
I believe that organized outside groups have been mostly responsible for the violence and damage to property during the protests	55%	15%	73%	7%
If necessary, the United States Armed Forces should be called in to help local law enforcement	54%	25%	59%	20%

5 pt Scale: Agree = 4,5, Disagree = 1,2, Neutral = 3 (not reported), No opinion = 0 (Not reported)

Agree and Disagree above will not sum to 100%

Among registered voters 18+

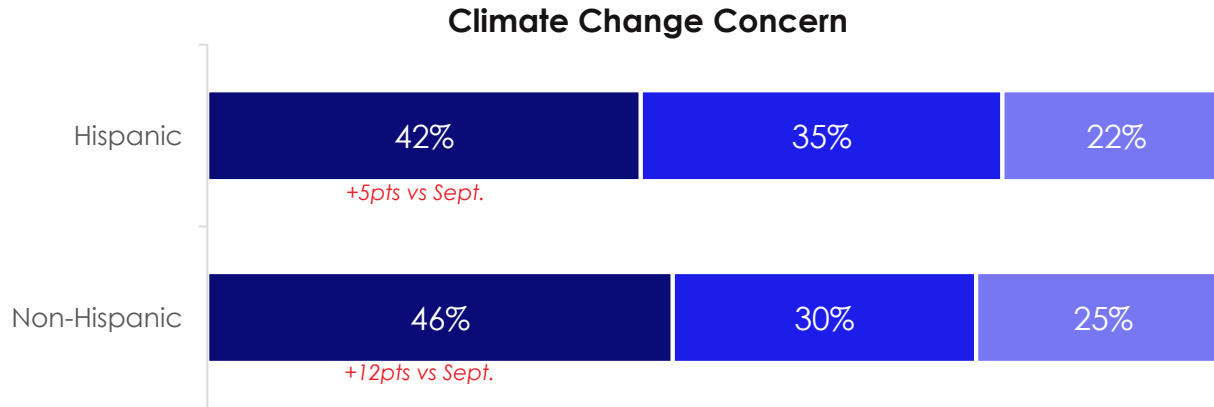
Source: Univision political tracker in collaboration with Media Predict as of October 2020



CLIMATE CHANGE

OVER THE PAST YEAR OR SO, 42% OF HISPANICS, 46% NON-HISPANICS HAVE BECOME MORE CONCERNED ABOUT CLIMATE CHANGE

On the issue of climate change, over the past year or so have you become more concerned about this issue, less concerned about it, or about the same as before?



- I have become more concerned about climate change
- I am as concerned about climate change as before
- I have become less concerned about climate change

-HISPANICS GREATER AGREEMENT CLIMATE CHANGE IS A RESULT OF HUMAN ACTIVITY, AND A VERY BIG THREAT TO THE PLANET
-OVER 40% OF RESPONDENTS AGREE ACTION SHOULD BE TAKEN ON THE ENVIRONMENT EVEN IF IT MEANS A SIGNIFICANT INCREASE IN TAXES

How much do you agree or disagree with each of the following statements? **[Climate Change]**

Statement	Hispanic		Non-Hispanic	
	Agree	Disagree	Agree	Disagree
Climate change is a result of human activity.	77%	7%	64%	21%
Climate change is a very big threat to the planet.	75%	6%	66%	21%
Action should be taken on the environment even if it means a significant increase in my taxes.	43%	24%	44%	36%

5 pt Scale: Agree = 4,5, Disagree = 1,2, Neutral = 3 (not reported), No opinion = 0 (Not reported)

Agree and Disagree above will not sum to 100%

Among registered voters 18+

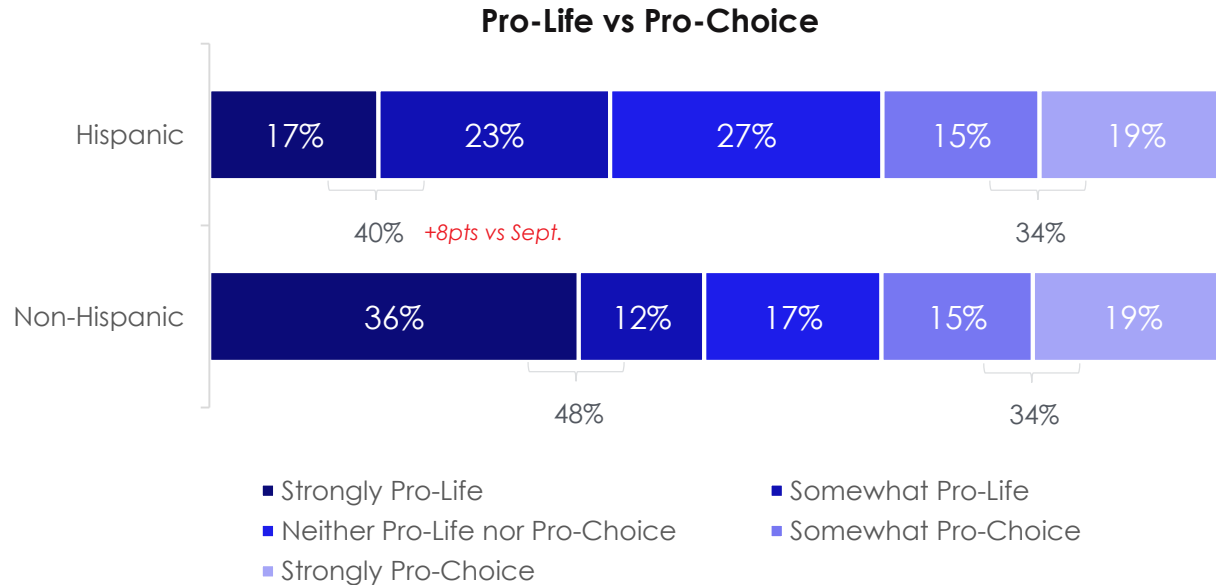
Source: Univision political tracker in collaboration with Media Predict as of October 2020



PRO LIFE OR PRO CHOICE

-40% HISPANICS STRONGLY/SOMEWHAT PRO-LIFE, 34% STRONGLY/SOMEWHAT PRO-CHOICE
-48% NON-HISPANICS STRONGLY/SOMEWHAT PRO-LIFE, 34% STRONGLY/SOMEWHAT PRO-CHOICE

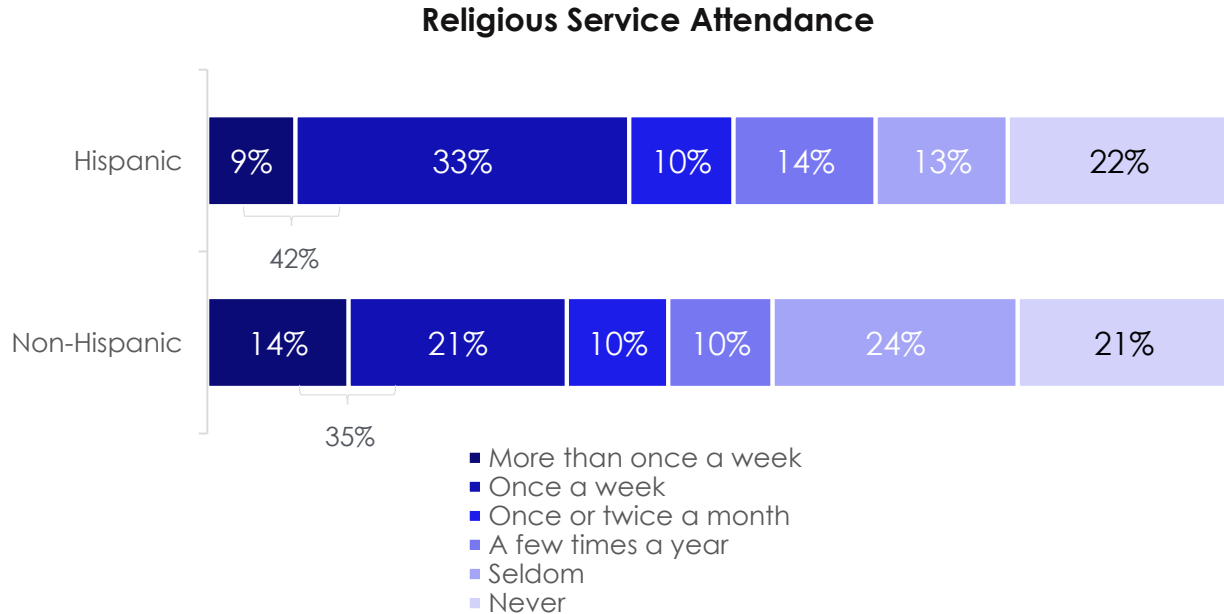
On the issue of abortion, do you consider yourself to be Pro-Life or Pro-Choice?



RELIGIOUS SERVICE ATTENDANCE

BEFORE PANDEMIC: -42% OF HISPANICS, 35% NON-HISPANICS ATTENDED RELIGIOUS SERVICE ONCE A WEEK OR MORE

To the best of your recollection, how often did you attend religious services before the coronavirus pandemic began?





THANK YOU