

UNIVISION & MEDIA PREDICT

2020 PRESIDENTIAL
ELECTION TRACKER

Austin

September



MP

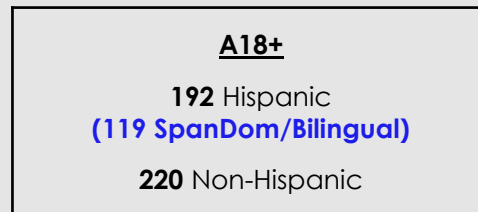


OBJECTIVES

- Measure current landscape of the 2020 candidates for president and other offices
- Assess voter sentiments towards current government officials and bodies
- Understand key issues and their degree of importance as motivators to vote

METHODOLOGY

- Online survey of **412** registered voters 18+

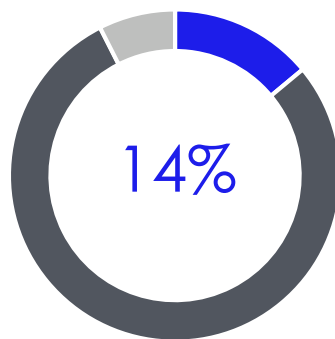


- In field 8/28/2020 – 9/26/2020
- Weighted to the registered voter universe by age, gender, education, and census division.
- **This Report: Hispanic SpanDom/Bilingual vs Non-Hispanic**

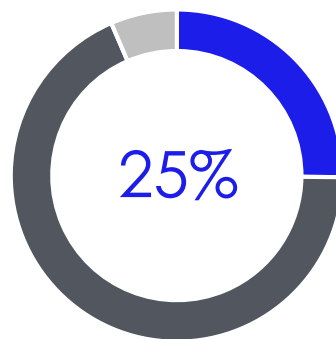
ONLY 14% OF HISPANICS, 25% NON-HISPANICS FEEL UNITED STATES IS HEADED IN RIGHT DIRECTION

Right Direction or Wrong Track

In general, do you believe that the United States is headed in the right direction, or has gone off on the wrong track?



Hispanics



Non-Hispanics

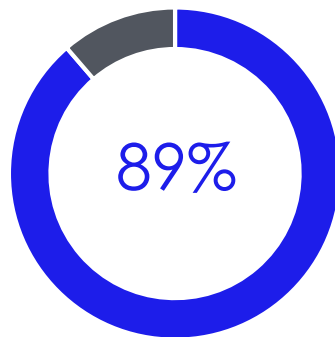
- Right direction
- Wrong track
- Unsure

2020 VOTE

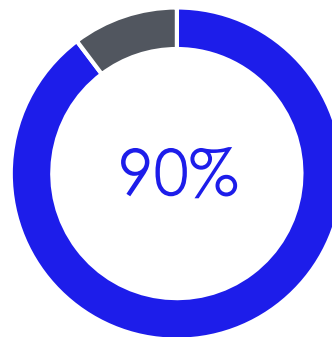
ABOUT 90% OF ALL RESPONDENTS PLAN TO VOTE IN GENERAL ELECTION

Likelihood to Vote in 2020

On a scale of 1 to 10, how likely or unlikely are you to vote in the 2020 General Election, being held on November 3, 2020?



Hispanics

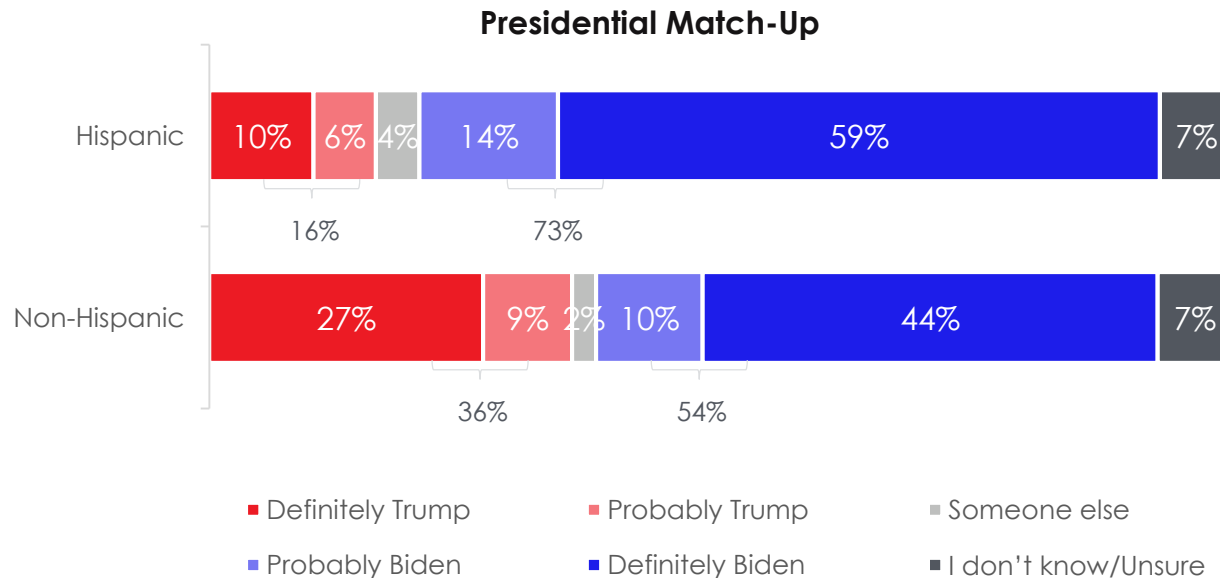


Non-Hispanics

- Likely
- Unlikely

TOP TWO BOX INTEND TO VOTE: HISPANICS 73% BIDEN, 16% TRUMP NON-HISPANICS 54% BIDEN, 36% TRUMP DON'T KNOW/UNSURE: 7% ALL RESPONDENTS

Based on what you know today, do you intend to vote for President Donald Trump, Democratic nominee Joe Biden, or someone else in the coming presidential election?

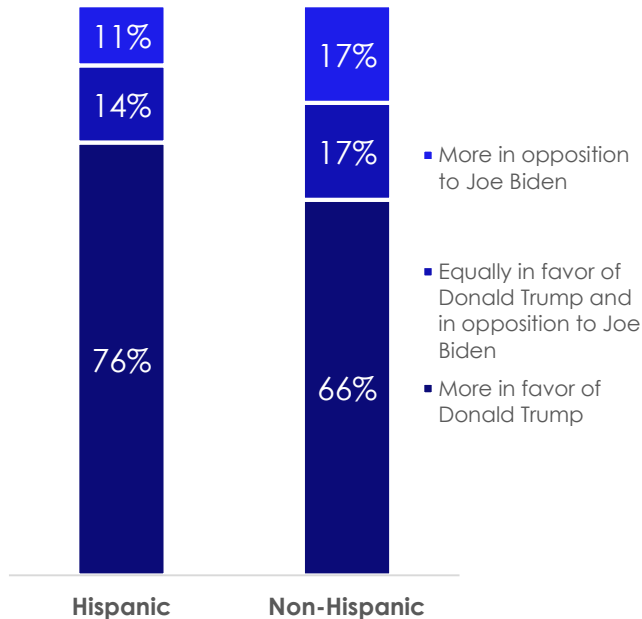


TRUMP VOTERS MORE ENTHUSIASTIC:

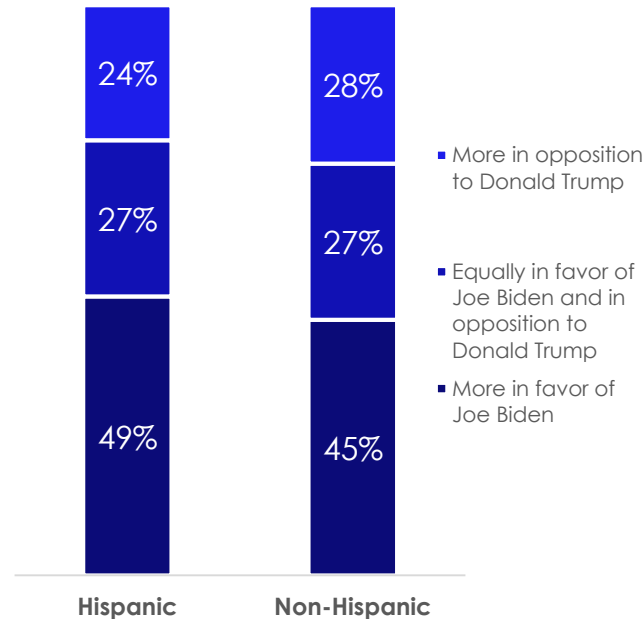
**-TRUMP VOTERS: 11% HISPANICS, 17% NON-HISPANICS WILL DO SO IN OPPOSITION TO BIDEN;
76% HISPANICS, 66% NON-HISPANICS BECAUSE THEY FAVOR TRUMP**

**-BIDEN VOTERS: 24% HISPANICS, 28% NON-HISPANICS WILL DO SO IN OPPOSITION TO TRUMP;
49% HISPANICS, 45% NON-HISPANICS BECAUSE THEY FAVOR BIDEN**

Voting Trump: Favor Trump or Oppose Biden

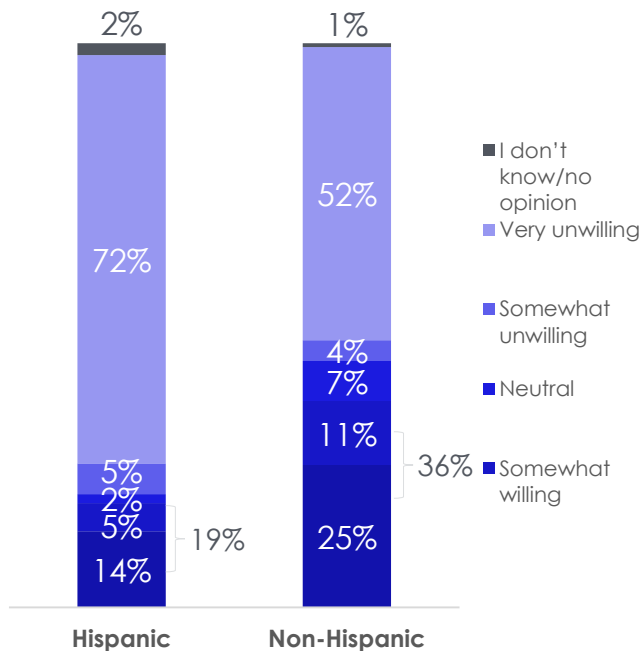


Voting Biden: Favor Biden or Oppose Trump

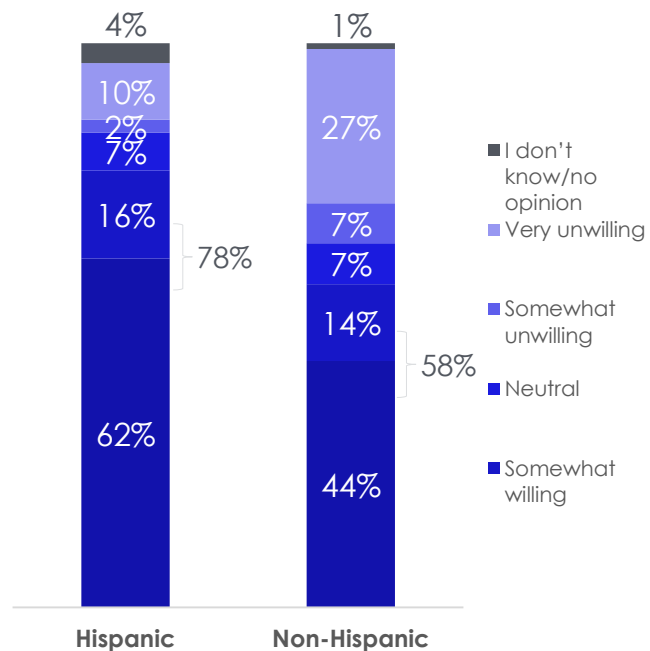


-19% HISPANICS, 36% NON-HISPANICS SOMEWHAT/VERY WILLING TO VOTE FOR TRUMP
-78% HISPANICS, 58% NON-HISPANICS SOMEWHAT/VERY WILLING TO VOTE FOR BIDEN

Willingness to Vote for Trump



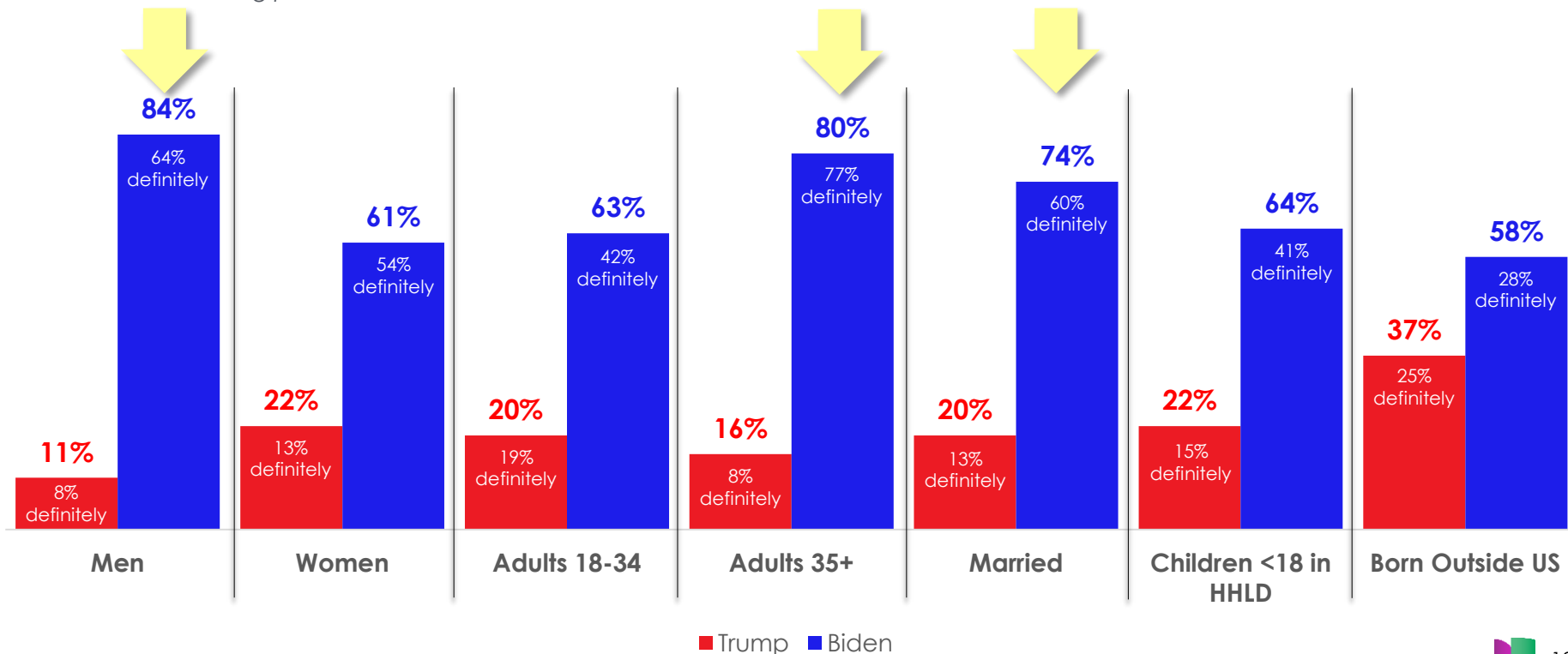
Willingness to Vote for Biden



Among registered voters 18+
 Source: Univision political tracker in collaboration with Media Predict as of September 2020

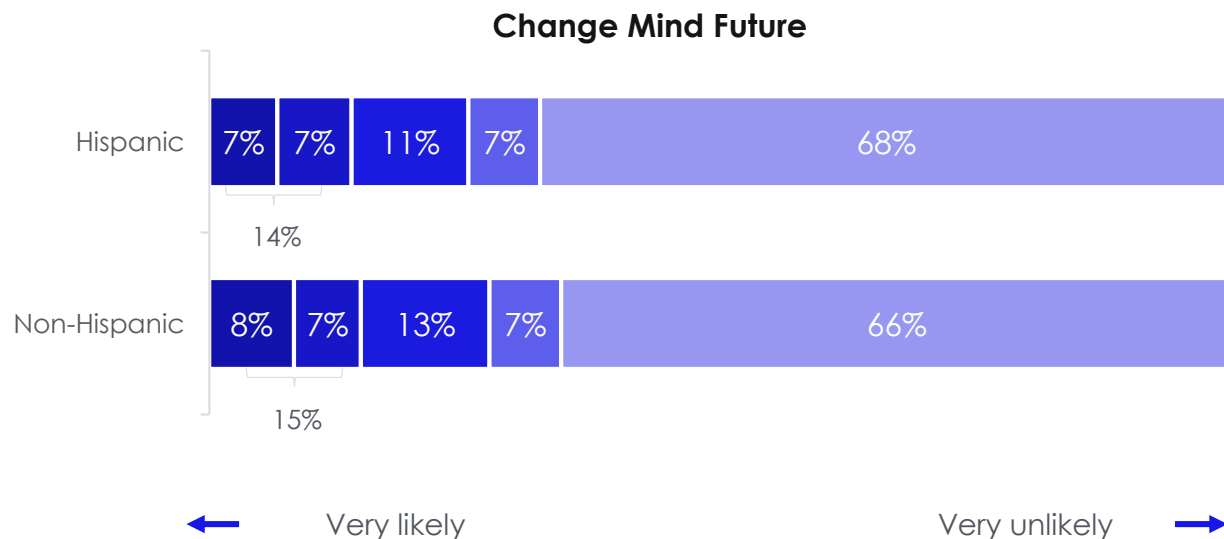
STRONGEST HISPANIC OPPORTUNITIES: TRUMP SUPPORTERS: FOREIGN BORN, WOMEN, LIVING WITH CHILDREN <18 BIDEN SUPPORTERS: MEN, ADULTS 35+, MARRIED

Based on what you know today, do you intend to vote for President Donald Trump, Democratic nominee Joe Biden, or someone else in the coming presidential election?



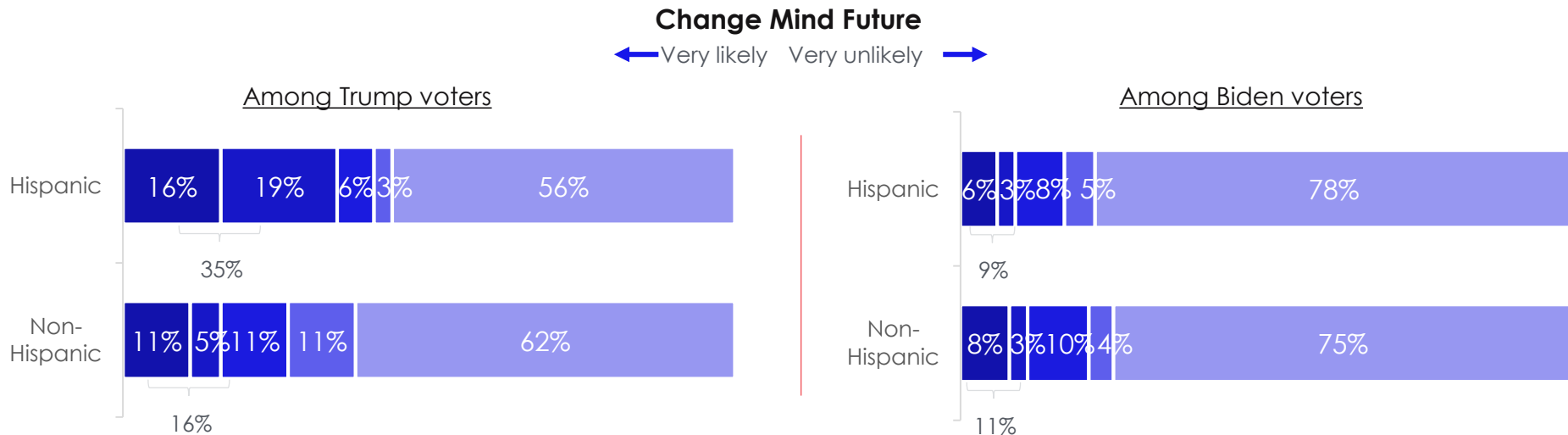
TOP TWO BOX: ABOUT 15% OF RESPONDENTS LIKELY TO CHANGE THEIR MIND IN THE FUTURE ABOUT WHO THEY WILL VOTE FOR IN PRESIDENTIAL ELECTION

How likely or unlikely are you to change your mind in the future about who you will vote for in the 2020 Presidential election?



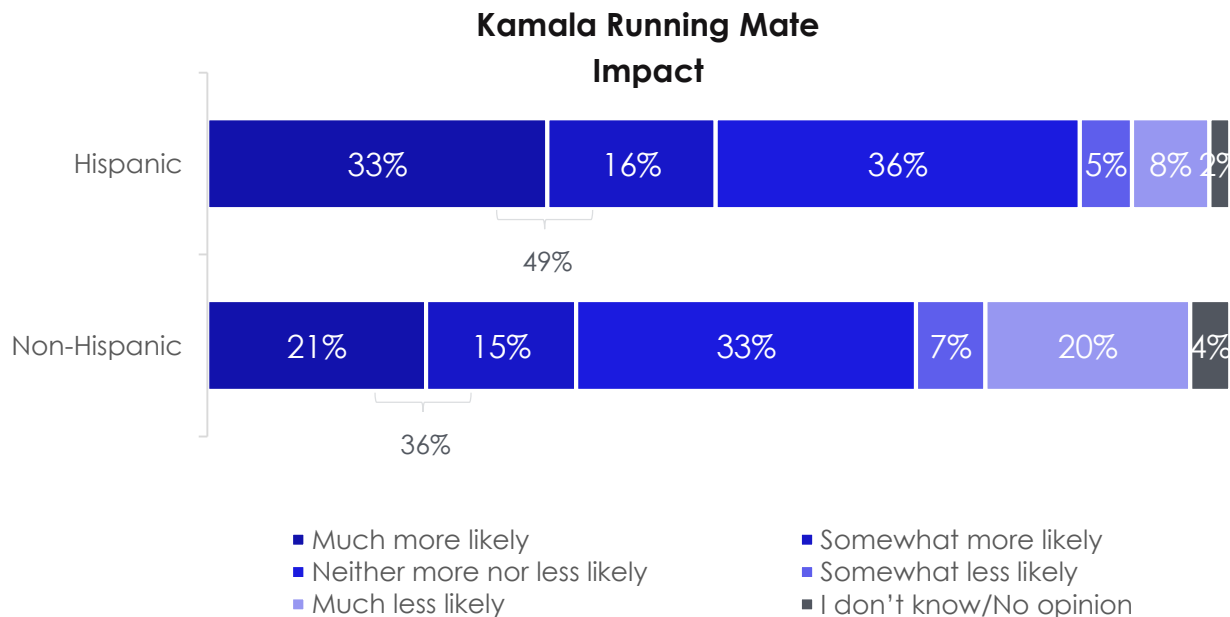
-AMONG TRUMP VOTERS, 35% OF HISPANICS, 16% NON-HISPANICS LIKELY TO CHANGE THEIR MIND ABOUT WHO THEY WILL VOTE FOR
-AMONG BIDEN VOTERS, 9% OF HISPANICS, 11% NON-HISPANICS LIKELY TO CHANGE THEIR MIND

How likely or unlikely are you to change your mind in the future about who you will vote for in the 2020 Presidential election?



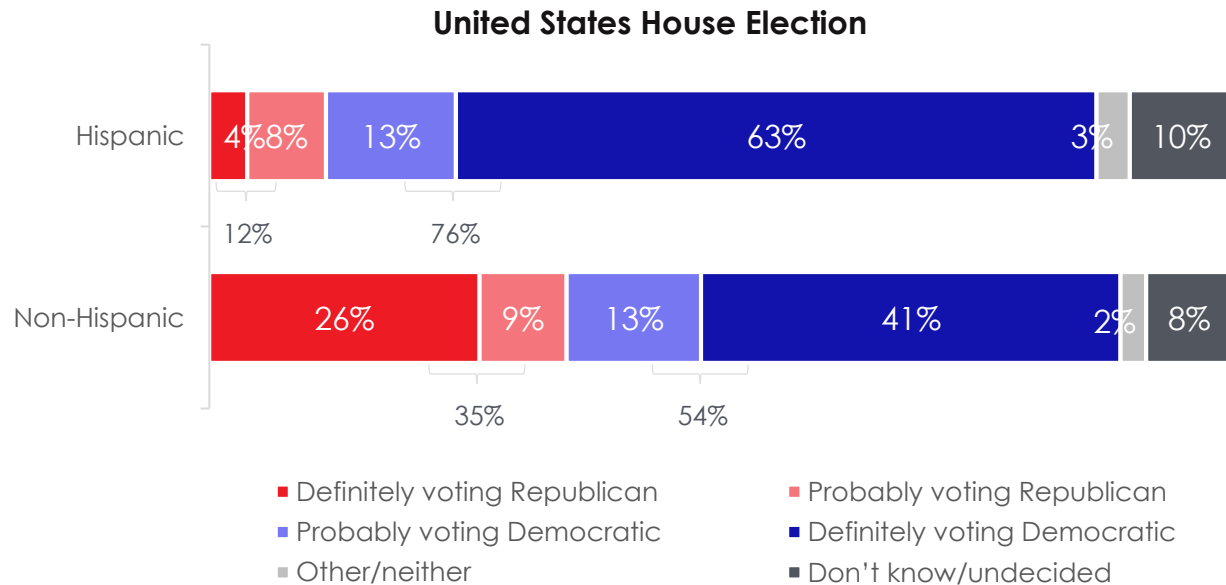
IMPACT OF KAMALA HARRIS TOP TWO BOX: 49% HISPANICS, 36% NON-HISPANICS MORE LIKELY TO VOTE FOR BIDEN

Joe Biden recently selected Kamala Harris to be his Vice Presidential running mate. Does the selection of Harris make you more or less likely to vote for Joe Biden for President?



HOUSE ELECTION PARTY VOTING INTENT TOP TWO BOX:
-HISPANICS 76% DEMOCRATIC, 12% REPUBLICAN
-NON-HISPANICS 54% DEMOCRATIC, 35% REPUBLICAN
-10% HISPANICS, 8% NON-HISPANICS DON'T KNOW/UNDECIDED

If the election for the United States House of Representatives were held today, which party's candidate would you vote for?

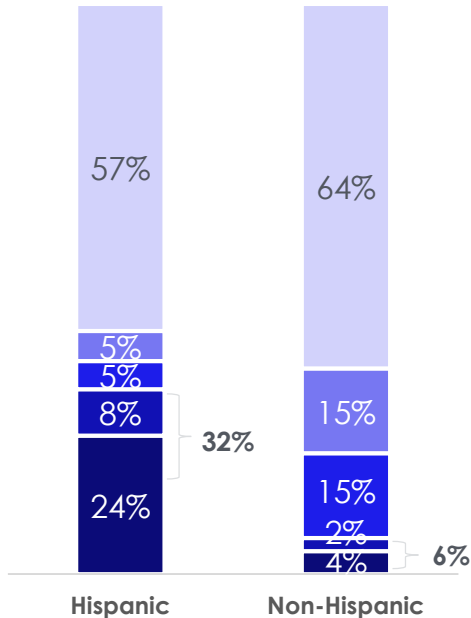


LIKELIHOOD TO VOTE FOR OTHER PARTY TOP TWO BOX:

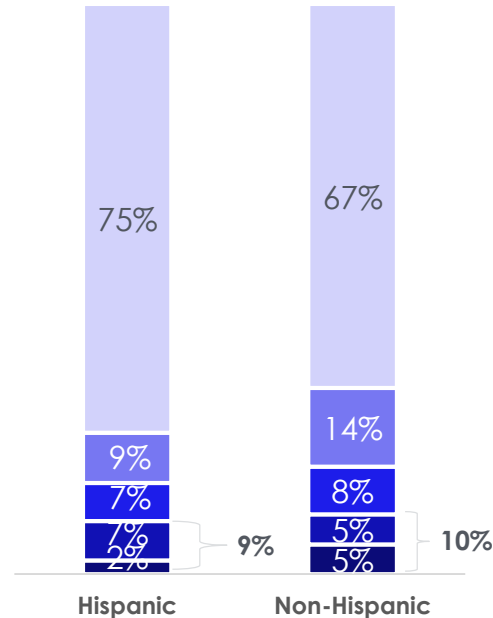
-AMONG REGISTERED REPUBLICANS: 32% HISPANICS, 6% NON-HISPANICS LIKELY TO VOTE FOR DEM CANDIDATE

-AMONG REGISTERED DEMOCRATS: ABOUT 10% OF RESPONDENTS LIKELY TO VOTE FOR REPUBLICAN CANDIDATE

Likelihood to Vote for Democratic Candidate
Among Republican Voters



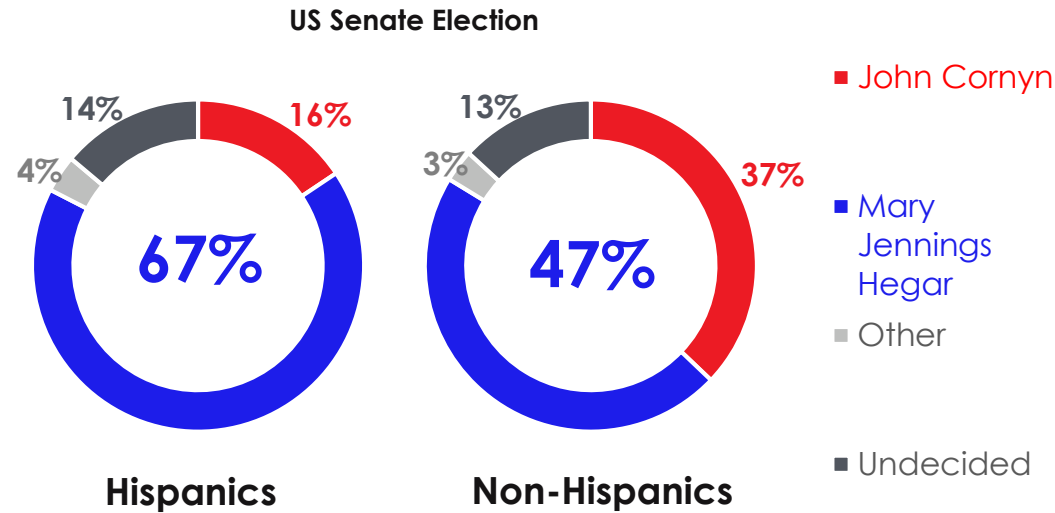
Likelihood to Vote for Republican Candidate
Among Democratic Voters



- Very unlikely
- Somewhat unlikely
- Neither likely nor unlikely
- Somewhat likely
- Very likely

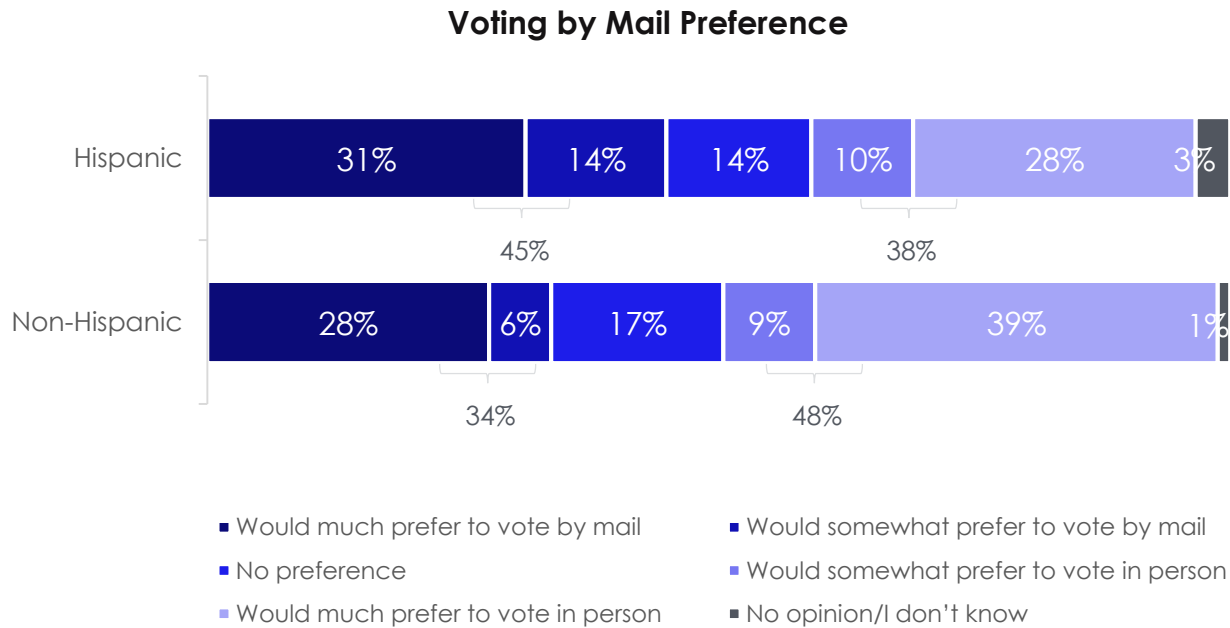
SENATE RACE:**-AMONG HISPANICS, 67% WOULD VOTE HEGAR, 16% CORNYN****-AMONG NON-HISPANICS, 47% WOULD VOTE HEGAR, 37% CORNYN****-UP FOR GRABS: 14% HISPANICS, 13% NON-HISPANICS UNDECIDED**

If the election for the United States Senate were held today, would you vote for current senator John Cornyn, the Republican, or Mary Jennings Hegar, the Democrat?



45% HISPANICS, 34% NON-HISPANICS MUCH/SOMEWHAT PREFER TO VOTE BY MAIL IN 2020 PRESIDENTIAL ELECTION; 38% HISPANICS, 48% NON-HISPANICS STILL PREFER TO VOTE IN PERSON

Would you prefer to vote by mail, if it is available, or in person in the 2020 Presidential Election?



- ABOUT 60% OF RESPONDENTS SAY VOTING BY MAIL IS EASIER TO DO THAN VOTING IN IN PERSON; ABOUT HALF FEEL COMFORTABLE DOING SO
- OVER 50% AGREE YOU SHOULD HAVE TO REQUEST A MAIL-IN BALLOT FROM YOUR STATE OR LOCAL GOVT IN ORDER TO BE ABLE TO VOTE BY MAIL
- HISPANICS GREATER AGREEMENT STATE AND LOCAL GOVT SHOULD MAIL BALLOTS TO EVERYONE ON THE VOTER LIST EVEN IF THEY AREN'T REQUESTED
- ALL RESPONDENTS DISAGREE STATE AND LOCAL GOVTS SHOULD MAIL BALLOTS TO EVERYONE ON THE VOTER LIST EVEN IF SOME OF THE ADDRESSES ARE NOT UP TO DATE OR SOME OF THE PEOPLE ON THE LIST NO LONGER LIVE IN THE JURISDICTION COVERED BY THE VOTER LIST
- MIXED SENTIMENT AMONG HISPANICS: CLOSE TO HALF AGREE VBM INCREASES THE CHANCE THAT THEIR VOTE WILL NOT BE COUNTED; CLOSE TO HALF DISAGREE VBM IS MORE PRONE TO ABUSE AND FRAUD THAN VOTING IN PERSON

How much do you agree or disagree with each of the following statements? [Mail-In Voting]

Statement	Hispanic		Non-Hispanic	
	Agree	Disagree	Agree	Disagree
Voting by mail is easier to do than voting in person	60%	19%	62%	17%
I feel comfortable voting by mail	53%	22%	50%	32%
You should have to request a mail-in ballot from your state or local government in order to be able to vote by mail.	52%	18%	59%	20%
My State and local governments should mail ballots to everyone on the voter list even if they aren't requested.	46%	26%	34%	42%
Voting by mail increases the chance that my vote will not be counted	45%	36%	52%	25%
Voting by mail is more prone to abuse and fraud than voting in person	36%	46%	47%	31%
My State and local governments should mail ballots to everyone on the voter list even if some of the addresses are not up to date or some of the people on the list no longer live in the jurisdiction covered by the voter list.	31%	40%	25%	51%

5 pt Scale: Agree = 4,5, Disagree = 1,2, Neutral = 3 (not reported), No opinion = 0 (Not reported)

Agree and Disagree above will not sum to 100%

Among registered voters 18+

Source: Univision political tracker in collaboration with Media Predict as of September 2020



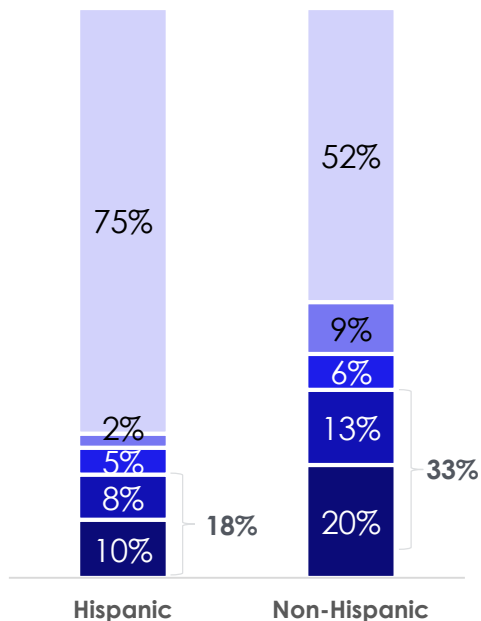
NET FAV/JOB APPROVAL

NET FAV:**-AMONG HISPANICS: BIDEN, HEGAR, DEMOCRATIC PARTY HIGHEST; TRUMP LOWEST****-AMONG NON-HISPANICS: HEGAR, BLACK LIVES MATTER, BIDEN HIGHEST; TRUMP LOWEST***For each candidate listed below, please indicate if you have a favorable or unfavorable opinion of them.*

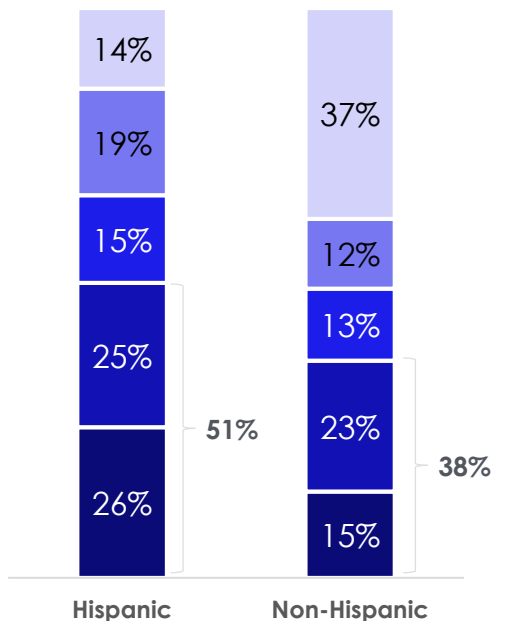
	Hispanic	Non-Hispanic
	Sept 2020	Sept 2020
Joe Biden	66%	17%
Mary Jennings Hegar	63%	41%
The Democratic Party	58%	12%
Kamala Harris	53%	14%
Black Lives Matter	37%	22%
Nancy Pelosi	24%	-11%
Chuck Schumer	13%	-3%
Greg Abbott	-24%	3%
John Cornyn	-40%	0%
Mitch McConnell	-49%	-18%
The Republican Party	-54%	-15%
Mike Pence	-54%	-15%
Donald Trump	-60%	-26%

**JOB APPROVAL TOP TWO BOX:
TRUMP: HISPANICS 18%, NON-HISPANICS 33%
PELOSI: HISPANICS 51%, NON-HISPANICS 38%
MCCONNELL: HISPANICS 14%, NON-HISPANICS 26%**

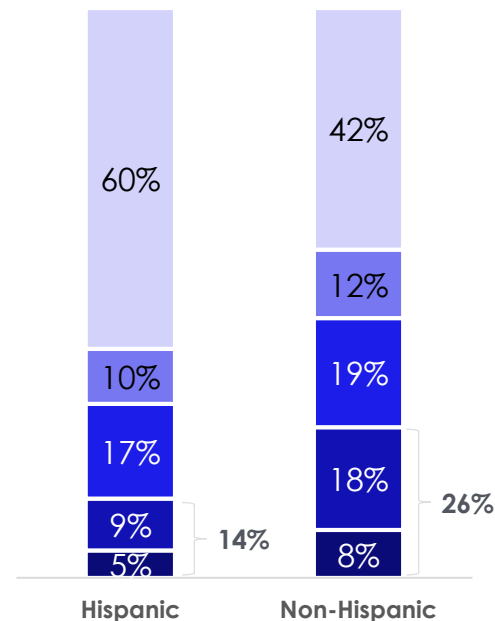
Donald Trump Job Approval



Nancy Pelosi Job Approval



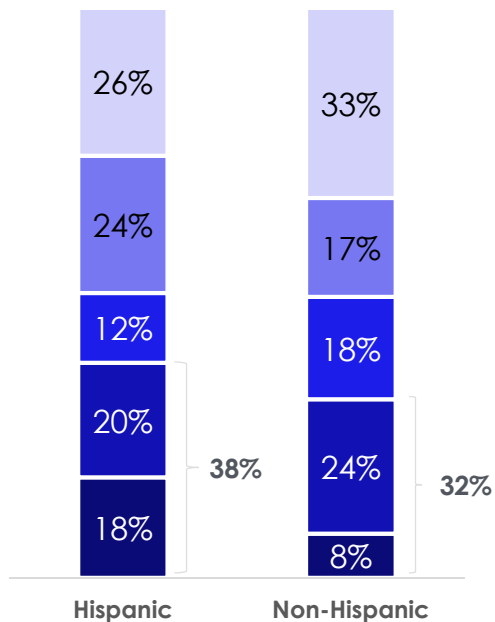
Mitch McConnell Job Approval



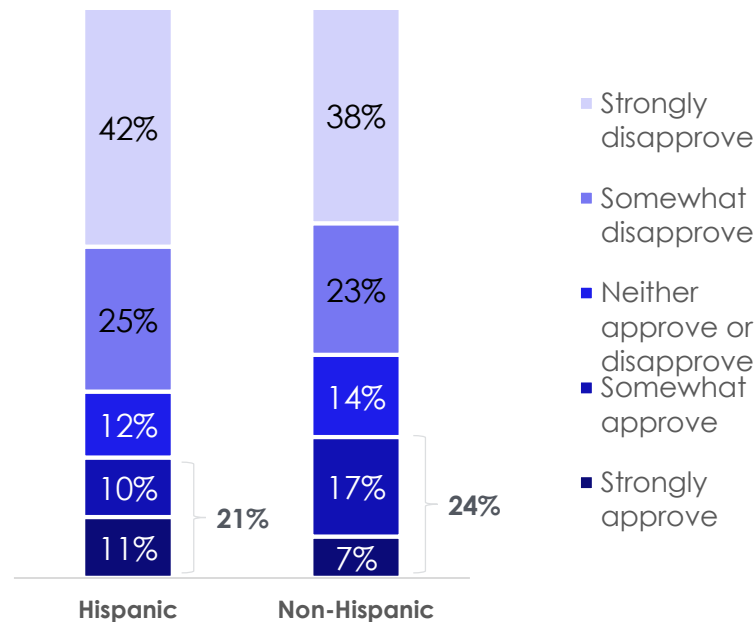
- Strongly disapprove
- Somewhat disapprove
- Neither approve or disapprove
- Somewhat approve
- Strongly approve

JOB APPROVAL TOP TWO BOX:
HOUSE: 38% HISPANICS, 32% NON-HISPANICS
SENATE: 21% HISPANICS, 24% NON-HISPANICS

**U.S. House of Representatives
Job Approval**

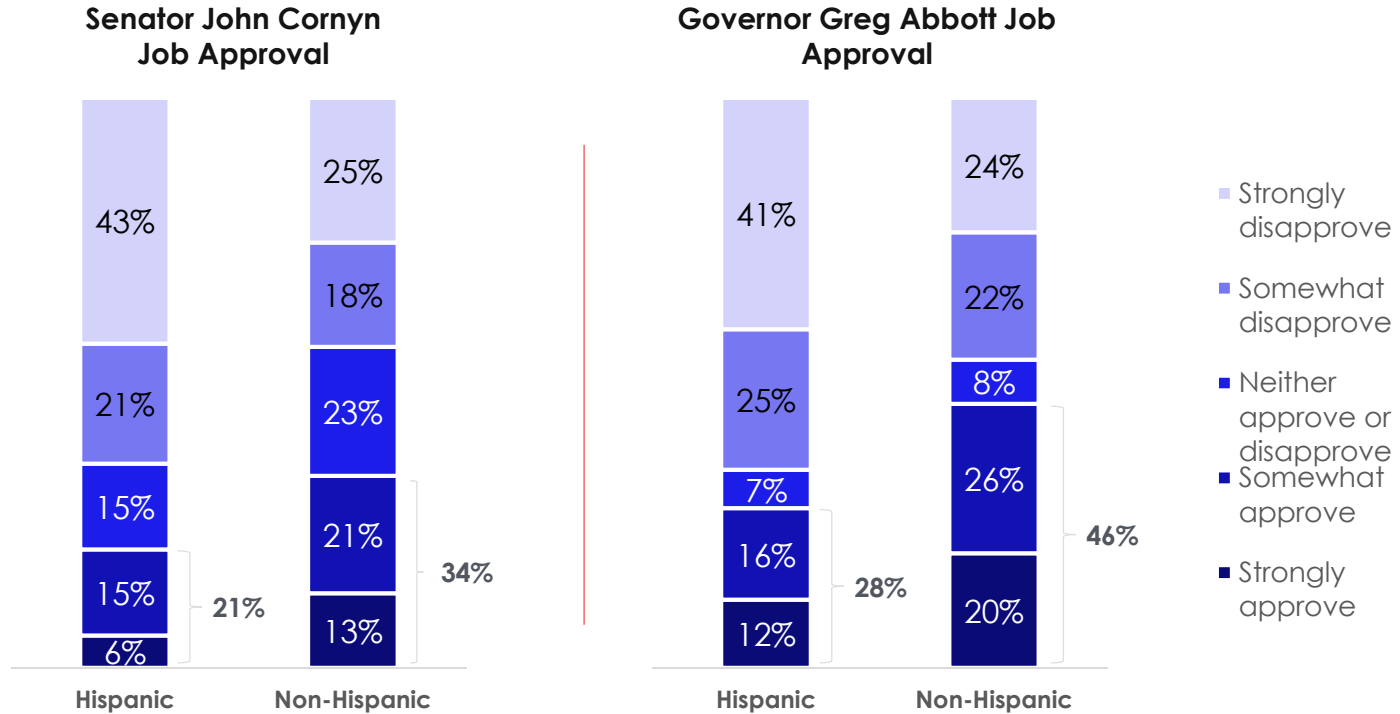


U.S. Senate Job Approval



- Strongly disapprove
- Somewhat disapprove
- Neither approve or disapprove
- Somewhat approve
- Strongly approve

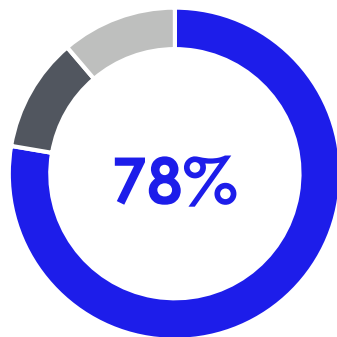
JOB APPROVAL TOP TWO BOX: CORNYN: 21% HISPANICS, 34% NON-HISPANICS ABBOTT: 28% HISPANICS, 46% NON-HISPANICS



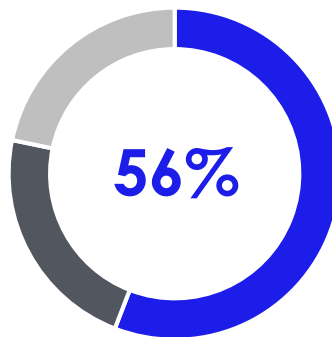
Among registered voters 18+
 Source: Univision political tracker in collaboration with Media Predict as of September 2020

78% HISPANICS, 56% NON-HISPANICS DON'T SUPPORT TRUMP'S POLICIES OR LEADERSHIP STYLE

Trump Policy and Style Opinion



Hispanics



Non-Hispanics

- I don't support Donald Trump's policies or leadership style
- I support Donald Trump's policies but dislike his leadership style
- I support Donald Trump's policies and like his leadership style

THE ISSUES

TOP ISSUES AMONG ALL RESPONDENTS: HEALTHCARE, CORONAVIRUS, ECONOMY/JOBS

MAJORITY OF ISSUES OF GREATER IMPORTANCE TO HISPANICS

How important are each of the following issues to you?

Issue Importance TopBox

	Hispanic (Top Box)	Non- Hispanic (Top Box)		Hispanic (Top Box)	Non- Hispanic (Top Box)
Healthcare	81%	66%	Gun control	59%	37%
Coronavirus / COVID - 19	80%	63%	Taxes	59%	45%
Economy / Jobs	74%	63%	Immigration reform	58%	35%
Education	74%	53%	Police Reform	56%	39%
Cost of Living	73%	53%	The National Debt	50%	38%
Race Relations	72%	47%	Military / Veterans	50%	44%
Impact of the coronavirus on the economy	71%	59%	Social issues like abortion or LGBTQ rights	48%	34%
Crime and public safety	68%	51%	Second amendment rights	44%	40%
Climate Change	65%	44%	Foreign Policy/International Trade	43%	34%
Social Security / Medicare	64%	61%	Infrastructure investment	41%	31%
National security / Terrorism	61%	40%	Border security	33%	34%
Entitlements / social services reform (Medicare, Welfare, etc.)	60%	44%			

KEY ISSUES FOR LIKELY TRUMP VOTERS: ECONOMY/JOB, NATIONAL SECURITY/TERRORISM, COST OF LIVING

KEY ISSUES FOR LIKELY BIDEN VOTERS: CORONAVIRUS, HEALTHCARE, RACE RELATIONS, EDUCATION

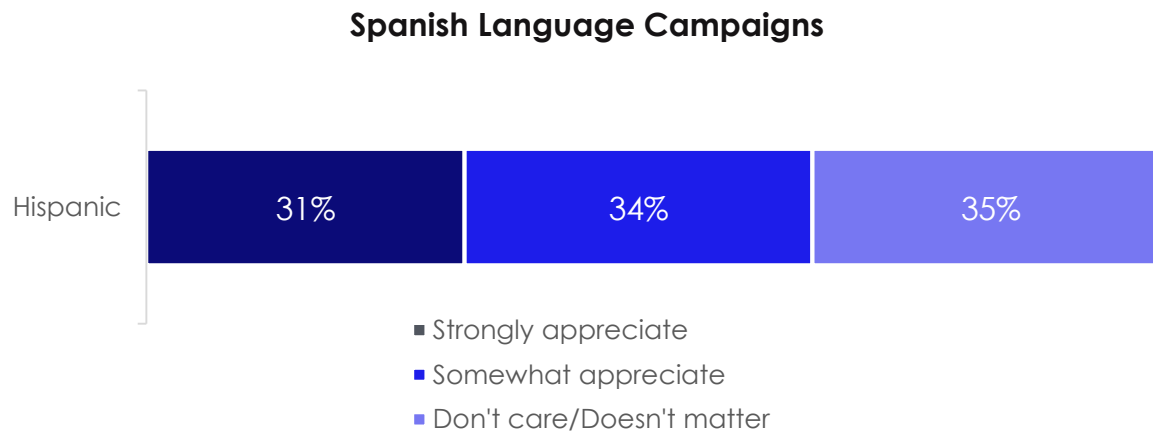
Top 10 issues among definitely/probably <u>Trump</u> voters	% Hispanic Top Box
Economy / Jobs	68%
National security / Terrorism	68%
Cost of Living	67%
Crime and public safety	66%
Healthcare	65%
Taxes	64%
Social Security / Medicare	60%
Coronavirus / COVID - 19	59%
Border security	57%
Education	54%

Top 10 issues among definitely/probably <u>Biden</u> voters	% Hispanic Top Box
Coronavirus / COVID - 19	88%
Healthcare	83%
Race Relations	78%
Education	78%
Impact of the coronavirus on the economy	76%
Economy / Jobs	76%
Cost of Living	73%
Climate Change	71%
Crime and public safety	66%
Social Security / Medicare	64%

THE IMPORTANCE OF SPANISH LANGUAGE

65% OF HISPANICS STRONGLY/SOMEWHAT APPRECIATE CANDIDATES WHO ADVERTISE IN SPANISH

When you follow a political campaign for President, Congress, Senate or Governor, do you appreciate when candidates advertise in Spanish in trying to win your vote?



**COMMUNICATING IN SPANISH:
-61% OF HISPANICS AGREE POLITICAL PARTIES/CANDIDATES WHO ADVERTISE IN
SPANISH WANT THEIR VOTE
-49% AGREE IT SHOWS THEM CANDIDATES ARE TRULY INTERESTED IN HISPANICS AND
THEIR COMMUNITY**

How much do you agree or disagree with each of the following statements? *[Spanish Language Campaigns]*

Statement	Hispanic	
	Agree	Disagree
Political parties and candidates who advertise in Spanish are showing me they want my vote.	61%	13%
When a political party or candidate communicates with me in Spanish, it suggests that they are truly interested in Hispanics and our community.	49%	21%

5 pt Scale: Agree = 4,5, Disagree = 1,2, Neutral = 3 (not reported), No opinion = 0 (Not reported)

Agree and Disagree above will not sum to 100%

Among registered voters 18+

Source: Univision political tracker in collaboration with Media Predict as of September 2020

CORONAVIRUS

- HANDLING APPROVAL**
- EFFECTS ON JOBS**
- SCHOOL REOPENING**

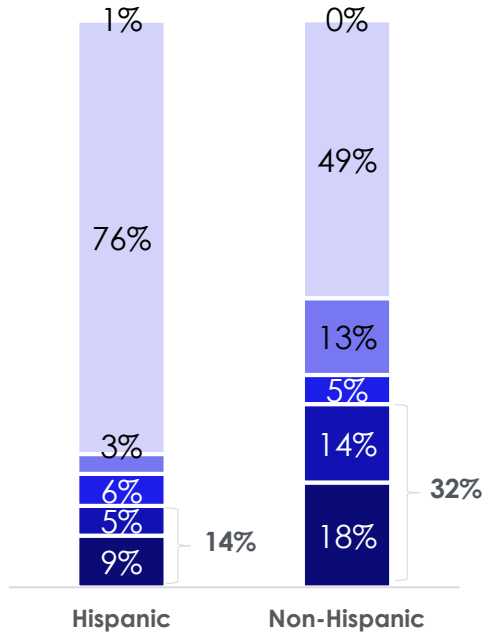
APPROVE TRUMP HANDLING OF CORONAVIRUS TOP TWO BOX:

-HISPANICS 14%, NON-HISPANICS 32%

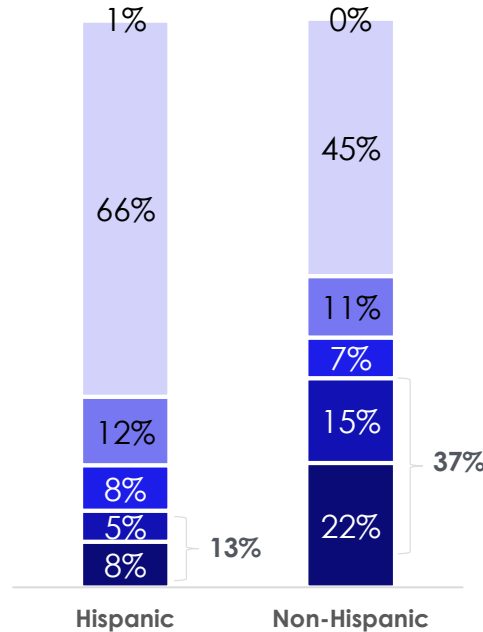
APPROVE TRUMP HANDLING ECONOMIC IMPACT OF CORONAVIRUS TOP TWO BOX:

-HISPANICS 13%, NON-HISPANICS 37%

Trump Handling of Coronavirus



Trump Handling of Economic Impact of Coronavirus



- I don't know/No opinion
- Strongly disapprove
- Somewhat disapprove
- Neither approve nor disapprove
- Somewhat approve
- Strongly approve

Among registered voters 18+
Source: Univision political tracker in collaboration with Media Predict as of September 2020

APPROVE CONGRESS HANDLING OF CORONAVIRUS TOP TWO BOX:

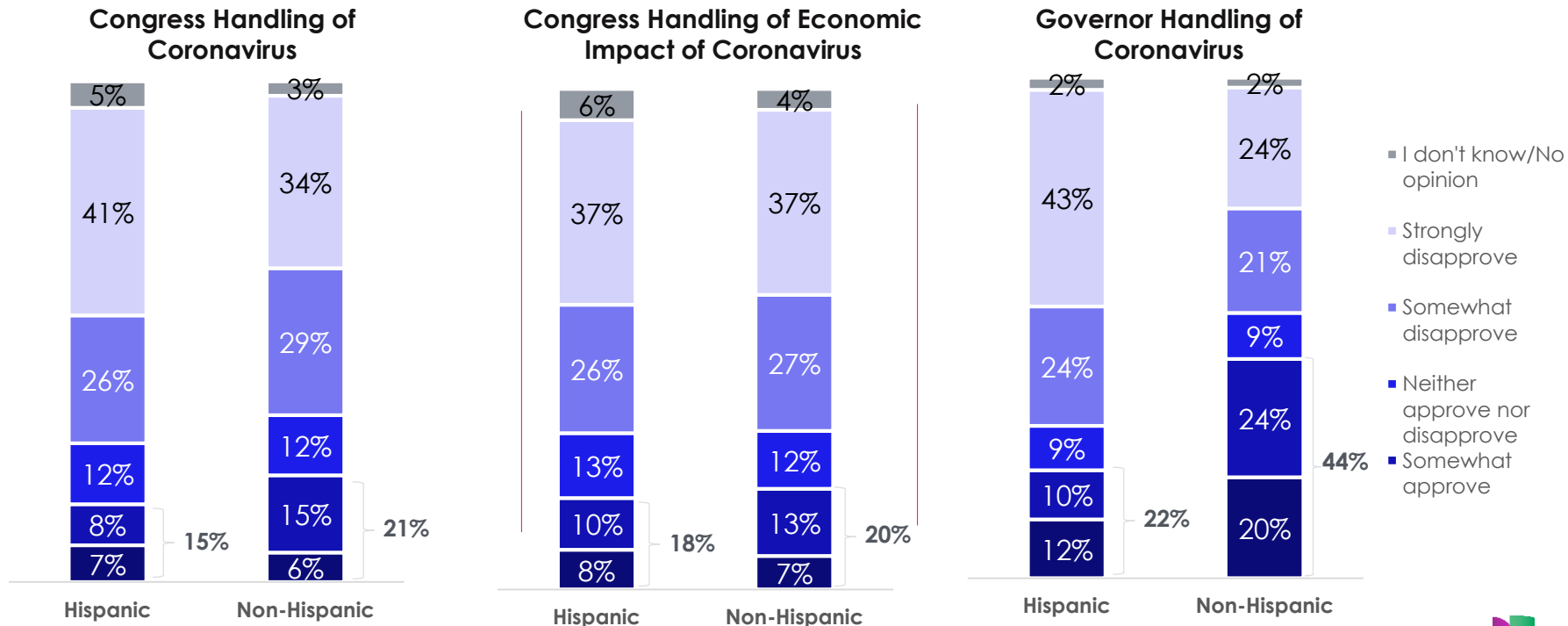
-HISPANICS 15%, NON-HISPANICS 21%

APPROVE CONGRESS HANDLING OF ECONOMIC IMPACT CORONAVIRUS TOP TWO BOX:

-HISPANICS 18%, NON-HISPANICS 20%

APPROVE GOVERNOR HANDLING OF CORONAVIRUS TOP TWO BOX:

-HISPANICS 22%, NON-HISPANICS 44%



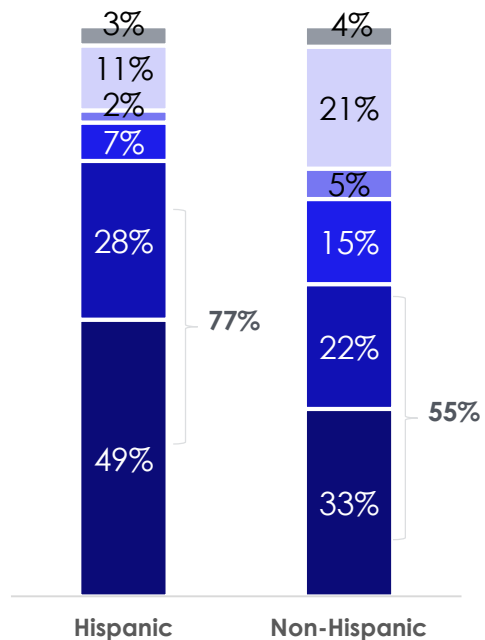
BIDEN HANDLING OF CORONAVIRUS WOULD BE BETTER TOP TWO BOX:

-HISPANICS 77%, NON-HISPANICS 55%

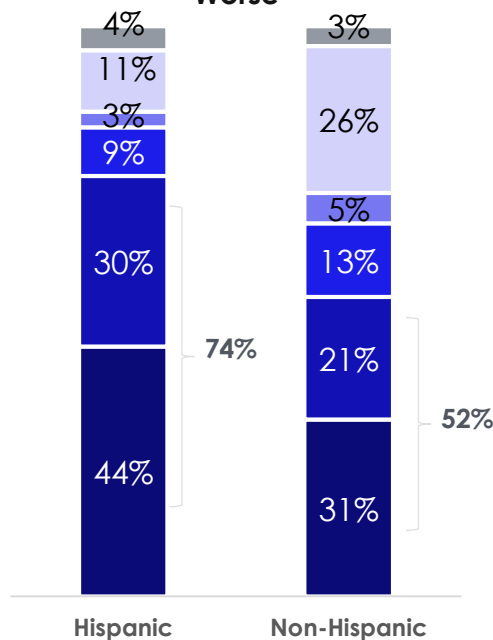
BIDEN HANDLING OF ECONOMIC IMPACT OF CORONAVIRUS WOULD BE BETTER TOP TWO BOX:

-HISPANICS 74%, NON-HISPANICS 52%

Biden Handling of Coronavirus – Better or Worse



Biden Handling of Economic Impact of Coronavirus – Better or Worse



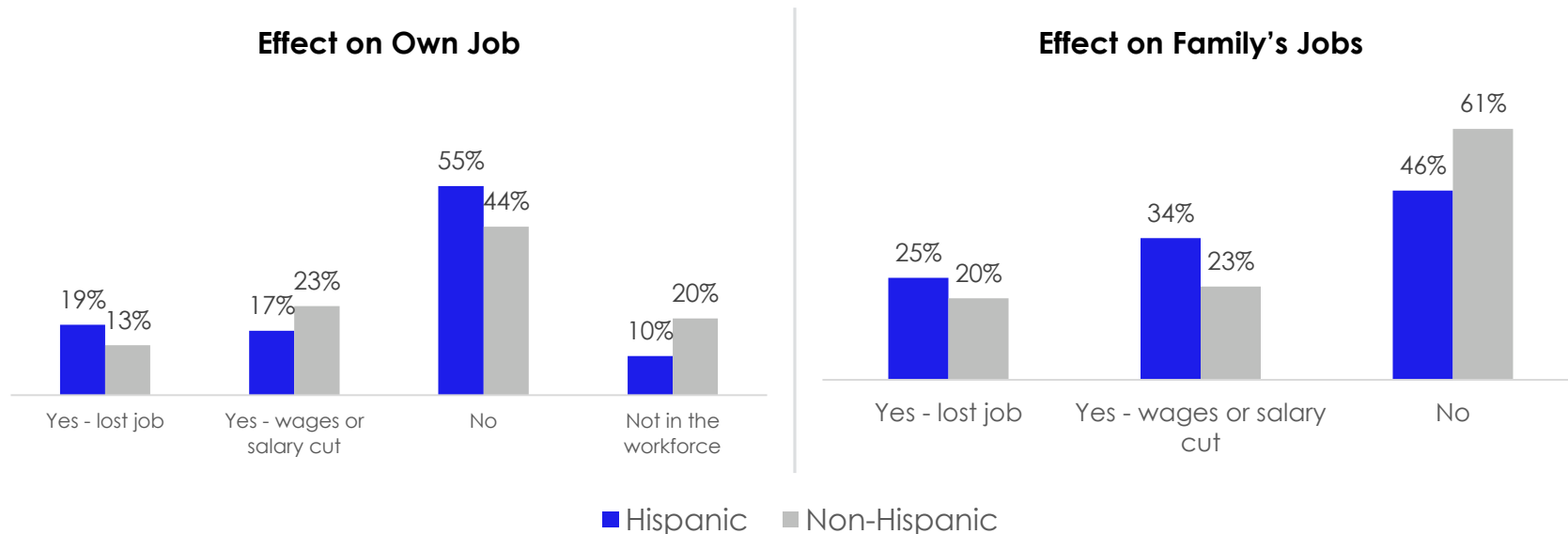
- I don't know/No opinion
- Much worse
- Somewhat worse
- Neither better nor worse
- Somewhat better
- Much better

Among registered voters 18+
Source: Univision political tracker in collaboration with Media Predict as of September 2020

CORONAVIRUS EFFECT ON JOB: -HIGHER % OF HISPANICS HAVE LOST JOB -HIGHER % OF HISPANICS HAVE SEEN SOMEONE IN FAMILY LOSE JOB OR HAD WAGES/SALARY CUT THAN NON-HISPANICS

Have you lost your job or have your wages or salary been cut because of the coronavirus?

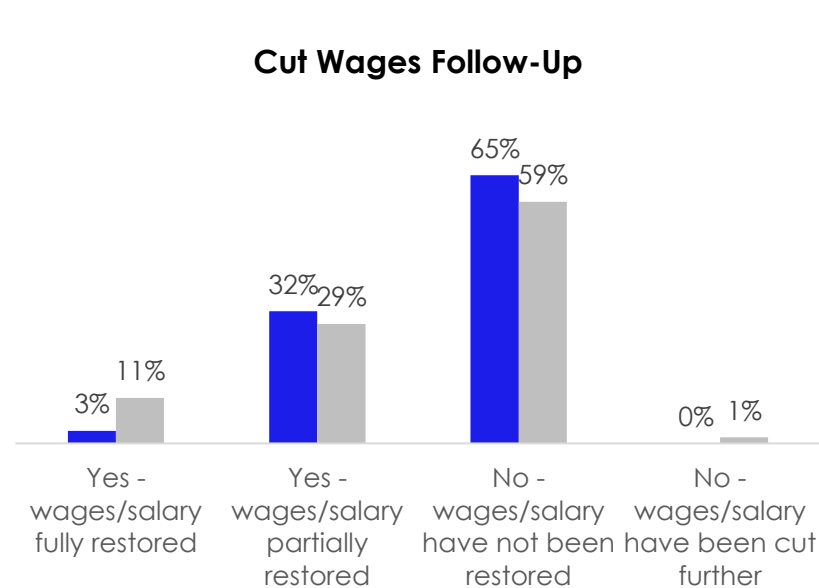
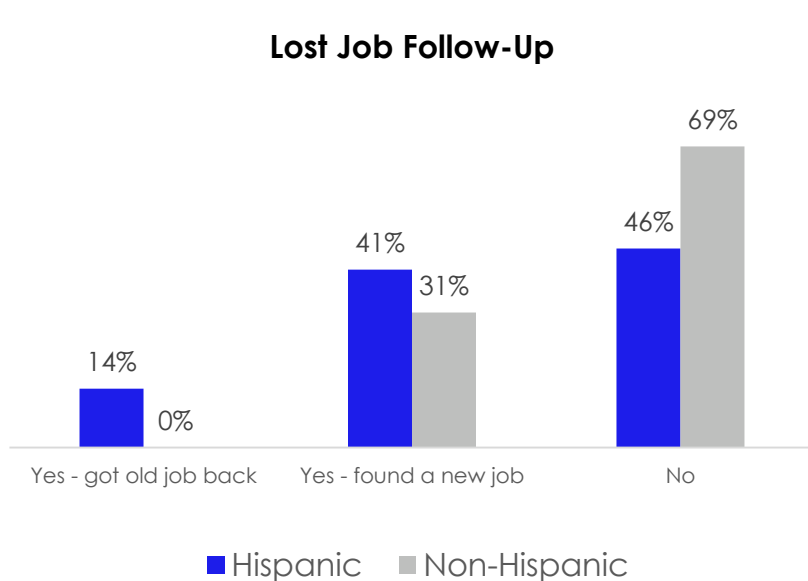
Besides you, has anyone in your family lost their job or have your wages or salary been cut because of the coronavirus?



-AMONG THOSE WHO LOST JOB, HISPANICS MORE LIKELY TO HAVE FOUND A NEW ONE OR GOT OLD JOB BACK

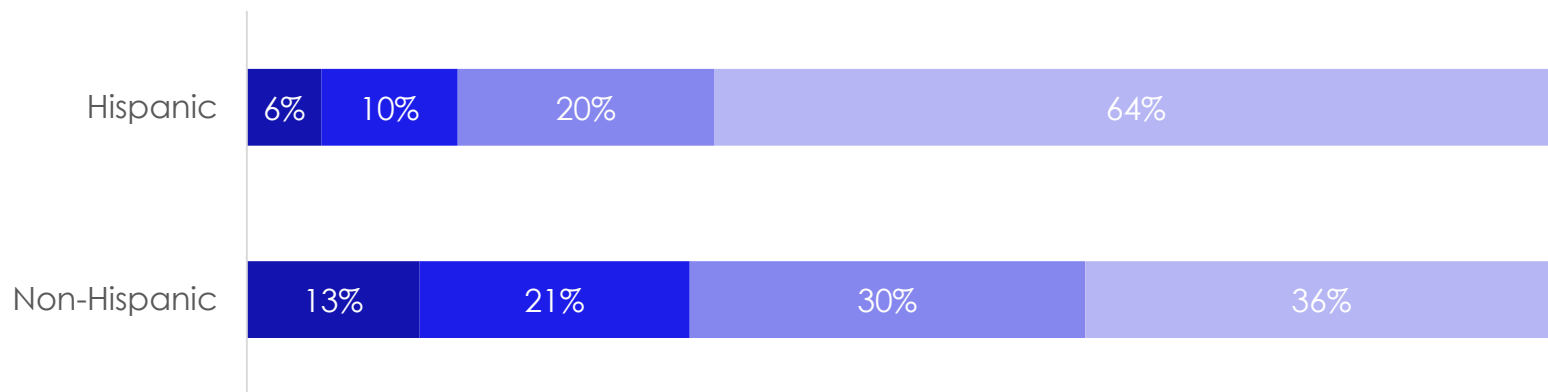
-AMONG THOSE WHO HAD WAGES CUT, ABOUT 60% HAVE NOT HAD WAGES RESTORED

*You answered that you had lost your job due to the coronavirus, have you since gotten your job back or found a new one?
You answered that you had your wages or salary cut due to the coronavirus, have you since had your wages/salary restored?*



**-64% OF HISPANICS, 36% NON-HISPANICS AGREE THAT SCHOOLS SHOULD NOT PHYSICALLY RE-OPEN THIS FALL, CONTINUE TO DO ONLINE EDUCATION ONLY
-20% OF HISPANICS, 30% NON-HISPANICS AGREE WITH “HYBRID” OPTION, SPLIT BETWEEN IN-PERSON AND ONLINE EDUCATION**

Which of the following statements do you agree with most?



- Schools should physically open in the fall and operate as they have before the coronavirus
- Schools should physically open in the fall but only with adjustments to protect against the coronavirus
- Schools should open this fall with a “hybrid” option where students split their time between in-person and on-line education
- Schools should not physically open in the fall and we should continue to do on-line education only

COVID-19/ECONOMY STATEMENTS

-MAJORITY RESPONDENTS AGREE ECONOMY WILL GET WORSE IF COVID CASES RISE, ARE VERY WORRIED ABOUT WHAT IS HAPPENING TO THE ECONOMY

-ABOUT 60% OF RESPONDENTS EXPECT THEIR PERSONAL ECONOMIC SITUATION TO GET BETTER IN THE NEXT FEW YEARS

HISPANICS GREATER AGREEMENT:

-THE IMPACT OF THE CORONAVIRUS HAS HURT MY PERSONAL ECONOMIC SITUATION SIGNIFICANTLY ALREADY

-I EXPECT THAT THE CORONAVIRUS WILL HURT MY PERSONAL ECONOMIC SITUATION SIGNIFICANTLY

-I AM WORRIED ABOUT MAKING OTHER PAYMENTS, LIKE PHONE, CREDIT CARD, AND CAR PAYMENTS, OVER THE NEXT FEW MONTHS

How much do you agree or disagree with each of the following statements? [Coronavirus crisis and the economy – 1 of 3]

Statement	Hispanic		Non-Hispanic	
	Agree	Disagree	Agree	Disagree
I believe the economy will get worse if COVID cases rise	82%	8%	77%	8%
I am very worried about what is happening to the economy	81%	8%	74%	13%
I expect my personal economic situation to get better in the next few years	63%	15%	56%	13%
I have already cut back my spending significantly in reaction to the coronavirus	61%	19%	54%	22%
The impact of the coronavirus has hurt my personal economic situation significantly already	58%	16%	48%	36%
I expect that the coronavirus will hurt my personal economic situation significantly	54%	24%	42%	27%
I am worried about making other payments, like phone, credit card, and car payments, over the next few months	52%	35%	37%	43%

5 pt Scale: Agree = 4,5, Disagree = 1,2, Neutral = 3 (not reported), No opinion = 0 (Not reported)

Agree and Disagree above will not sum to 100%

Among registered voters 18+

Source: Univision political tracker in collaboration with Media Predict as of September 2020



- HISPANICS MORE WORRIED THAN NON-HISPANICS ABOUT MAKING MORTGAGE/RENT PAYMENT OVER THE NEXT FEW MONTHS
- ABOUT 40% OF HISPANICS, 50% NON-HISPANICS AGREE THE ECONOMIC PROBLEMS CAUSED BY LOCKDOWN OF COUNTRY WILL HURT MORE PEOPLE THAN THE CORONAVIRUS
- CLOSE TO 40% OF ALL RESPONDENTS EXPECT THEIR SPENDING WILL RETURN TO PRE-CORONAVIRUS LEVELS ONCE THE ECONOMY REOPENS AND ARE MORE CONFIDENT ABOUT THEIR PERSONAL ECONOMIC SITUATION THAN WERE IN THE FIRST FEW MONTHS OF THE CORONAVIRUS PANDEMIC
- HISPANICS GREATER AGREEMENT: I EXPECT MY INCOME WILL RETURN TO PRE-CORONAVIRUS LEVELS ONCE ECONOMY REOPENS; LOWER AGREEMENT: I BELIEVE THE ECONOMY WILL BOUNCE BACK AS SOON AS RESTRICTIONS ARE LIFTED
- RESPONDENTS NOT CONFIDENT SOCIAL SECURITY AND MEDICARE BENEFITS WILL BE AVAILABLE WHEN THEY RETIRE

How much do you agree or disagree with each of the following statements? [Coronavirus crisis and the economy – 2 of 3]

Statement	Hispanic		Non-Hispanic	
	Agree	Disagree	Agree	Disagree
I am worried about making my mortgage/rent payment over the next few months	50%	37%	36%	47%
The economic problems caused by the lockdown of the country will hurt more people than the coronavirus	43%	37%	50%	30%
I expect that my spending will return to pre-coronavirus levels once the economy reopens	40%	34%	37%	34%
I am more confident about my personal economic situation than I was in the first few months of the coronavirus pandemic	39%	31%	38%	25%
I believe that the economy will bounce back as soon as the restrictions related to coronavirus are lifted	38%	43%	48%	36%
I expect that my income will return to pre-coronavirus levels once the economy reopens	38%	22%	29%	27%
I am confident that Social Security and Medicare benefits will be available to me when I retire, similarly to current retirees	38%	39%	33%	43%

5 pt Scale: Agree = 4,5, Disagree = 1,2, Neutral = 3 (not reported), No opinion = 0 (Not reported)

Agree and Disagree above will not sum to 100%

Among registered voters 18+

Source: Univision political tracker in collaboration with Media Predict as of September 2020



RESPONDENTS DISAGREE:**-THE HEALTH RISK OF THE CORONAVIRUS IS OVERBLOWN****-I BELIEVE I WILL LOSE MY JOB SOMETIME IN THE NEXT FEW MONTHS****- I BELIEVE THAT MY WAGES/SALARY WILL BE CUT SOMETIME IN THE NEXT FEW MONTHS****-I AM MORE WORRIED ABOUT THE ECONOMY THAN I AM ABOUT THE CORONAVIRUS****-I HAVE STARTED TO SPEND MORE THAN I WAS SPENDING IN THE FIRST FEW MONTHS OF THE CORONAVIRUS PANDEMIC***How much do you agree or disagree with each of the following statements? [Coronavirus crisis and the economy – 3 of 3]*

Statement	Hispanic		Non-Hispanic	
	Agree	Disagree	Agree	Disagree
I have started to spend more than I was spending in the first few months of the coronavirus pandemic	37%	39%	33%	40%
I believe that my wages/salary will be cut sometime in the next few months	31%	47%	29%	40%
I am more worried about the economy than I am about the coronavirus	28%	47%	42%	36%
I believe that I will lose my job sometime in the next few months	22%	47%	17%	49%
The health risk of the coronavirus is overblown	16%	69%	30%	53%

5 pt Scale: Agree = 4,5, Disagree = 1,2, Neutral = 3 (not reported), No opinion = 0 (Not reported)

Agree and Disagree above will not sum to 100%

Among registered voters 18+

Source: Univision political tracker in collaboration with Media Predict as of September 2020



HEALTHCARE

OVER 60% OF RESPONDENTS RANK BRINGING DOWN PRICE OF HEALTH INSURANCE DEDUCTIBLES, COPAYS, AND PREMIUMS AS TOP HEALTHCARE PRIORITY

-IMPROVING ACCESS TO HEALTHCARE SECOND IN IMPORTANCE AMONG HISPANICS

Other than the ongoing Coronavirus issues, which TWO of the following do you believe should be the top priorities when it comes to our nation's health care system...

Please rank the two top priorities when it comes to our nation's health care system, with 1 being the most important, and 2 being the 2nd most important.

Statement	Hispanic		Non-Hispanic	
	Selected	Rank Index	Selected	Rank Index
Bringing down the price of health insurance deductibles, copays and premiums	62%	149	65%	175
Improving access to health care	54%	150	39%	102
Lowering the price of prescription drugs	44%	102	50%	113
Ensuring that the latest drugs and treatments are available to patients	27%	71	26%	60
Dealing with the opioid/painkiller addiction epidemic	13%	28	21%	51

*The rank index is calculated by combining both how often each statement was chosen, and the ranking of each respondent's top 2 statements

- MAJORITY OF RESPONDENTS AGREE (HISPANICS HIGHER) PEOPLE SHOULD BE REQUIRED TO MAINTAIN SOCIAL DISTANCING AND WEAR FACEMASKS UNTIL THREAT FROM CORONAVIRUS IS GONE; DRUG ABUSE IS A SERIOUS PUBLIC HEALTH ISSUE
- OVER HALF OF ALL RESPONDENTS ARE GENERALLY SATISFIED WITH MY HEALTHCARE COVERAGE

HISPANICS FAR GREATER AGREEMENT:

- GOVT FUNDED HEALTH INSURANCE SHOULD BE AVAILABLE TO EVERYONE IN THE U.S.
- BEST WAY TO ADDRESS HEALTHCARE ISSUES IN THE U.S. IS TO IMPROVE THE CURRENT SYSTEM, INCLUDING IMPROVING THE AFFORDABLE CARE ACT
- GOVT SHOULD ELIMINATE ALL PRIVATE HEALTH INSURANCE AND REPLACE IT WITH A GOVT-RUN PROGRAM LIKE MEDICARE
- MEDICARE FOR ALL WOULD NOT NEGATIVELY IMPACT THE QUALITY OR AVAILABILITY OF HEALTHCARE SERVICES IN THE U.S.

How much do you agree or disagree with each of the following statements? [Healthcare - 1 of 2]

Statement	Hispanic		Non-Hispanic	
	Agree	Disagree	Agree	Disagree
People should be required to maintain social distancing (i.e., stay at least 6 feet away from other people) until the threat from coronavirus is gone	87%	4%	74%	11%
People should be required to wear facemasks in public until the threat from coronavirus is gone	86%	6%	72%	14%
Government funded health insurance should be available to everyone in the United States.	76%	10%	59%	22%
Drug abuse is a serious public health issue in the United States.	73%	8%	76%	8%
The best way to address healthcare issues in the United States is to improve the current system, including improving the Affordable Care Act (also known as Obamacare).	70%	10%	59%	17%
I am generally satisfied with my healthcare coverage.	52%	27%	59%	19%
The Government should eliminate all private health insurance and replace it with a Government-run program like Medicare.	50%	27%	33%	42%
Medicare For All (that includes the elimination of all private health insurance) would not negatively impact the quality or availability of healthcare services in the United States.	46%	23%	35%	38%

5 pt Scale: Agree = 4,5, Disagree = 1,2, Neutral = 3 (not reported), No opinion = 0 (Not reported)

Agree and Disagree above will not sum to 100%

Among registered voters 18+

Source: Univision political tracker in collaboration with Media Predict as of September 2020



RESPONDENTS DISAGREE:

-GOVT FUNDS SHOULD BE USED TO PAY FOR ABORTIONS; ABORTION SHOULD BE AVAILABLE ANY TIME DURING PREGNANCY

-MEDICAID AND MEDICARE ARE WORKING WELL NOW

-IN ORDER TO PAY FOR UNIVERSAL GOVT FUNDED HEALTH INSURANCE THE GOVT SHOULD RAISE MY TAXES

-31% OF HISPANICS ARE SPLIT (AGREE/DISAGREE) THAT ABORTION SHOULD BE LEGAL ONLY IN THE FIRST TRIMESTER OF PREGNANCY

How much do you agree or disagree with each of the following statements? [Healthcare - 2 of 2]

Statement	Hispanic		Non-Hispanic	
	Agree	Disagree	Agree	Disagree
In order to pay for universal government funded health insurance, the govt should raise my taxes.	33%	39%	28%	47%
Abortion should be legal only in the first trimester of pregnancy	31%	31%	46%	27%
Medicaid and Medicare are working well now.	29%	41%	37%	27%
Abortion should be available to a woman at any time during her pregnancy	28%	47%	30%	51%
Government funds should be used to pay for abortions.	19%	49%	27%	47%

5 pt Scale: Agree = 4,5, Disagree = 1,2, Neutral = 3 (not reported), No opinion = 0 (Not reported)

Agree and Disagree above will not sum to 100%

Among registered voters 18+

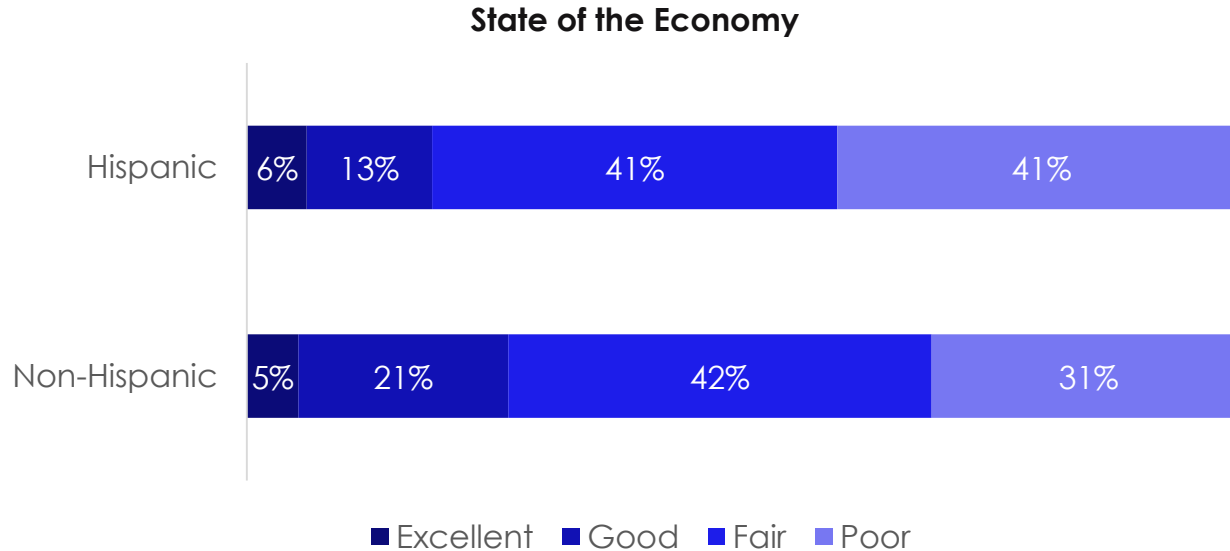
Source: Univision political tracker in collaboration with Media Predict as of September 2020



ECONOMY

6% OF HISPANICS, 5% NON-HISPANICS RATE THE ECONOMY AS EXCELLENT; 41% OF HISPANICS AND 31% NON-HISPANICS RATE IT AS POOR

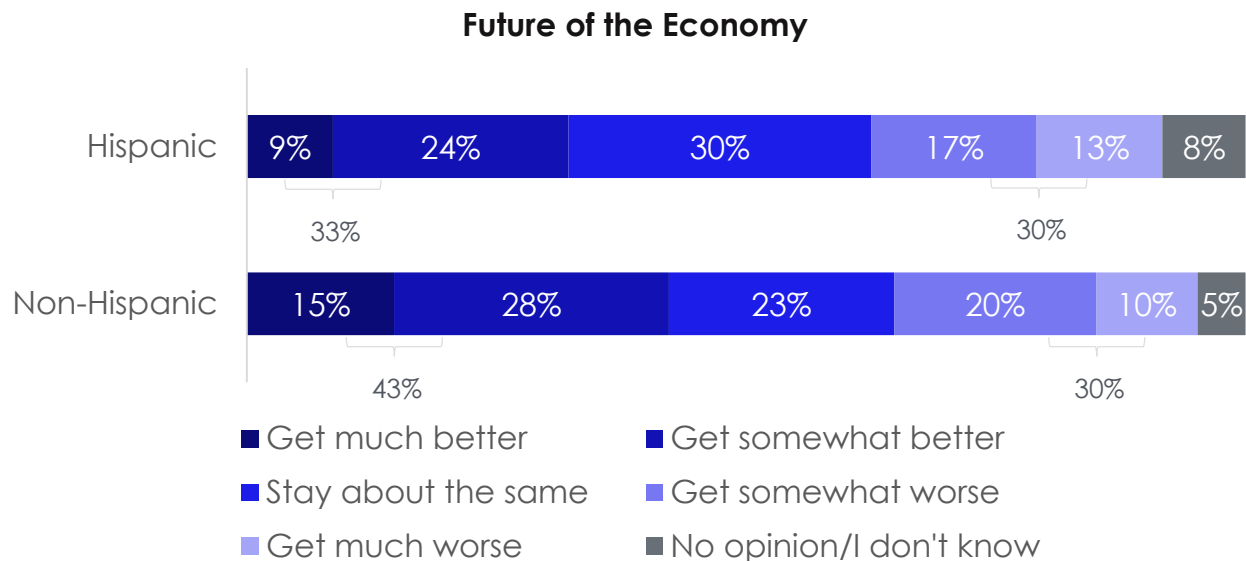
How would you rate the economy of the United States right now?



HOW WILL THE ECONOMY BE OVER NEXT FEW MONTHS?

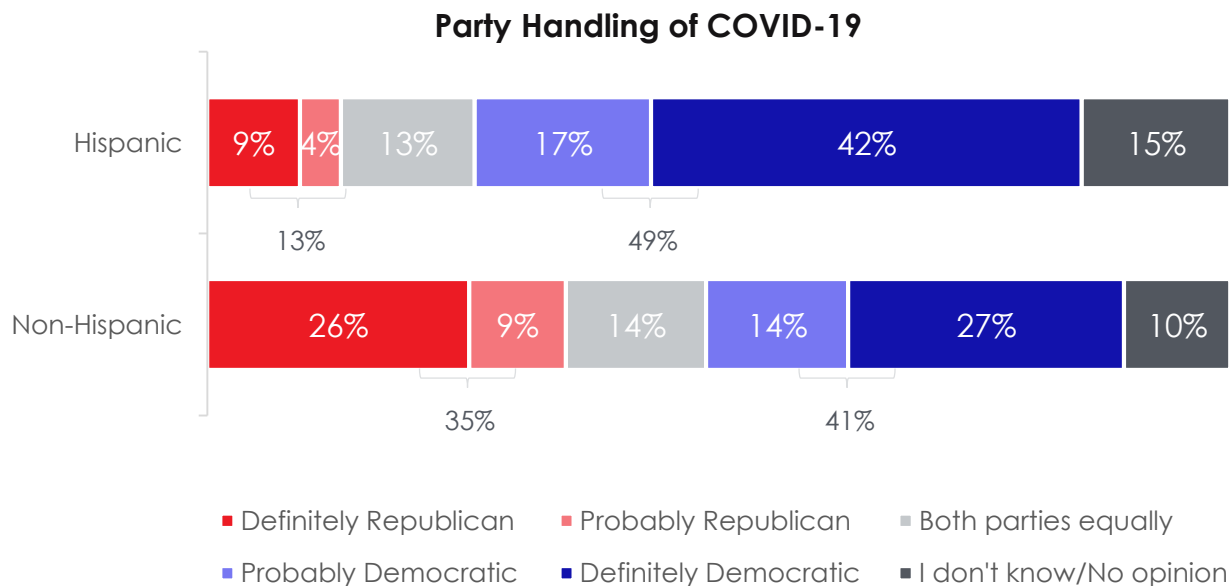
-MUCH/SOMEWHAT BETTER: HISPANIC 33%, NON-HISPANIC 43%
-MUCH/SOMEWHAT WORSE: 30% OF ALL RESPONDENTS

Thinking ahead to a few months from now... Do you believe the economy will get better, get worse, or stay about the same as it is now?



PARTY BETTER ABLE TO HANDLE ECONOMIC IMPACT OF THE VIRUS TOP TWO BOX:
-HISPANICS: DEMOCRATIC 49%, REPUBLICAN 13%
-NON-HISPANICS: DEMOCRATIC 41%, REPUBLICAN 35%

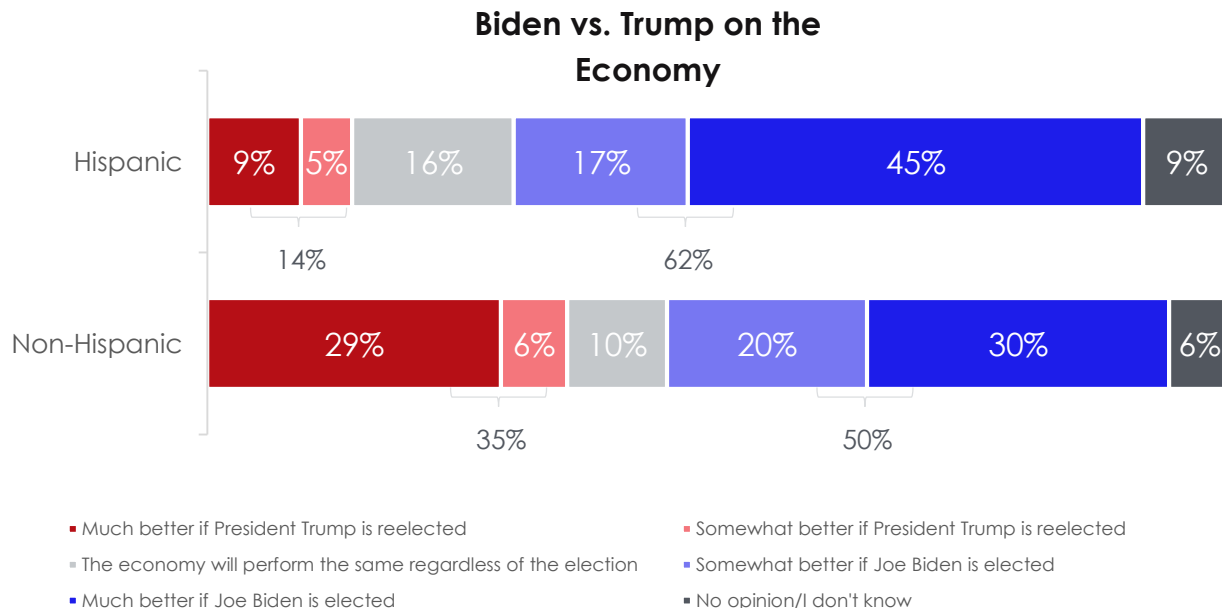
Which party is better able to handle the economic impact of the coronavirus?



ECONOMY WILL DO BETTER TOP TWO BOX:

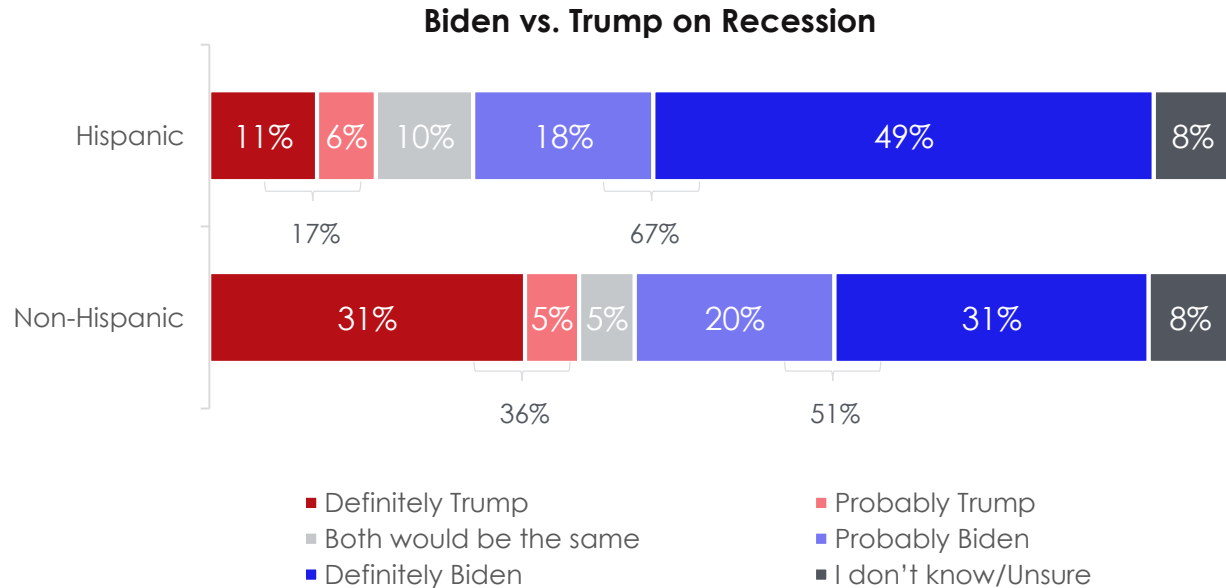
- IF BIDEN ELECTED: HISPANICS 62%, NON-HISPANICS 50%
- IF TRUMP REELECTED: HISPANICS 14%, NON-HISPANICS 35%

Will the economy do better if President Trump is reelected or if Joe Biden is elected president?



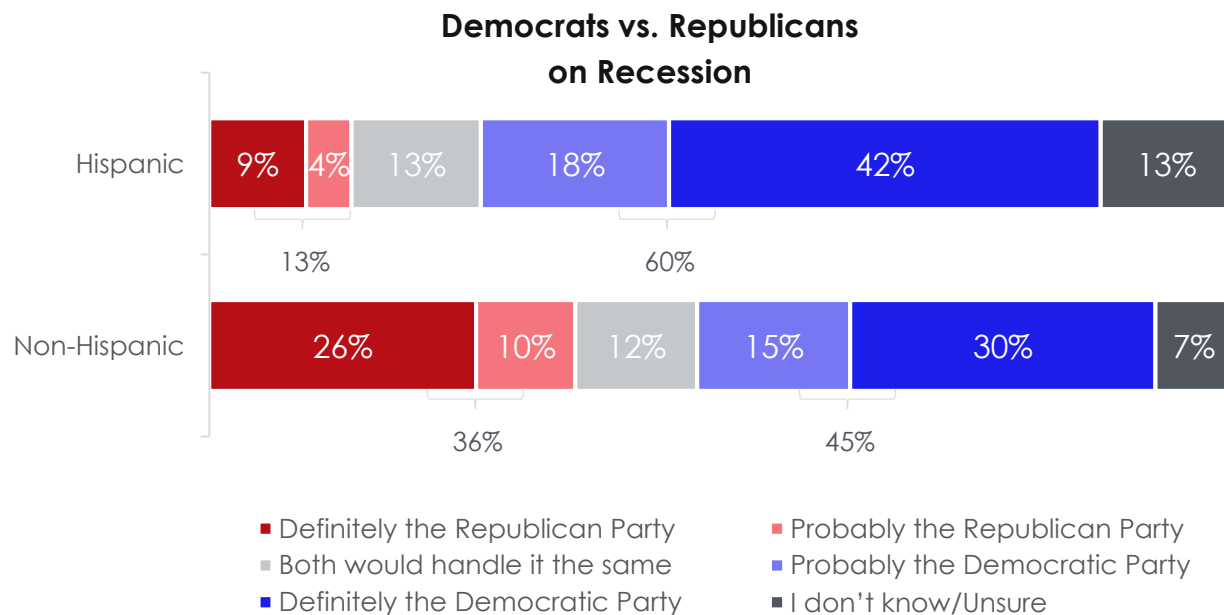
**PRESIDENTIAL CANDIDATE BEST ABLE TO HANDLE AN ECONOMIC RECESSION TOP TWO BOX:
 -BIDEN: HISPANICS 67%, NON-HISPANICS 51%
 -TRUMP: HISPANICS 17%, NON-HISPANICS 36%**

Which presidential candidate would best be able to handle an economic recession, President Donald Trump or Joe Biden?



POLITICAL PARTY BEST ABLE TO HANDLE AN ECONOMIC RECESSION TOP TWO BOX:
-REPUBLICAN: HISPANICS 13%, NON-HISPANICS 36%
-DEMOCRATIC: HISPANICS 60%, NON-HISPANICS 45%

Which political party would best be able to handle an economic recession, the Republican Party or the Democratic Party?

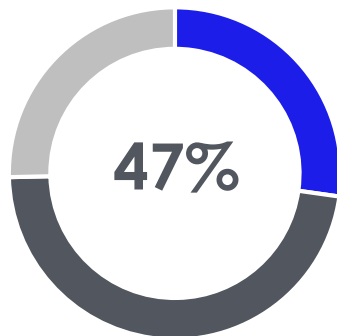


EDUCATION

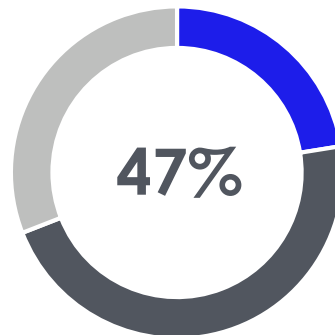
47% OF ALL RESPONDENTS BELIEVE THE COUNTRY'S K-12 PUBLIC SCHOOL SYSTEM NEEDS SIGNIFICANT REFORM

State of the Education System

Do you believe that the country's K-12 public school system is working well as it is, does it need significant reforms, or does it need a complete overhaul?



Hispanics



Non-Hispanics

- It needs a complete overhaul
- It needs significant reform
- It is working well as it is

-MAJORITY OF RESPONDENTS AGREE MORE EMPHASIS SHOULD BE PLACED ON TRADE SCHOOLS

HISPANICS GREATER AGREEMENT:

- PUBLIC UNIVERSITIES/COMMUNITY COLLEGES SHOULD BE FREE TO ATTEND, PAID FOR BY TAXPAYERS
- FEDERAL GOVT SHOULD PAY DOWN STUDENT LOANS FOR MORE PEOPLE WHO BORROWED MONEY TO GO TO COLLEGE
- GIVING UNDERPERFORMING PUBLIC SCHOOLS MORE MONEY IS THE BEST WAY TO HELP THEM IMPROVE
- MORE MONEY NEEDS TO BE SPENT ON PUBLIC SCHOOLS EVEN IF IT MEANS RAISING MY TAXES SIGNIFICANTLY
- ABOUT 60% OF ALL RESPONDENTS AGREE PUBLIC SCHOOLS IN NEIGHBORHOOD ARE GOOD; ABOUT 50% AGREE GIVING PARENTS CHOICES THROUGH EITHER VOUCHERS OR CHARTER SCHOOLS IS THE BEST WAY TO HELP CHILDREN IN DISTRICTS WITH POORLY PERFORMING SCHOOLS

How much do you agree or disagree with each of the following statements? [Education – 1 of 2]

Statement	Hispanic		Non-Hispanic	
	Agree	Disagree	Agree	Disagree
More emphasis should be placed on trade schools.	62%	6%	69%	6%
Public universities and community colleges should be free to attend and paid for by taxpayers.	61%	19%	44%	35%
The federal government should pay down student loans for more people who borrowed money to go to college.	60%	16%	45%	28%
The public schools in my neighborhood are good.	59%	20%	55%	14%
Giving underperforming public schools more money is the best way to help them improve.	58%	18%	40%	31%
More money needs to be spent on public schools even if it means raising my taxes significantly	51%	30%	40%	36%
Giving parents choices in schools through either vouchers or charter schools is the best way to help children in districts with poorly performing schools.	50%	16%	46%	20%

5 pt Scale: Agree = 4,5, Disagree = 1,2, Neutral = 3 (not reported), No opinion = 0 (Not reported)

Agree and Disagree above will not sum to 100%

Among registered voters 18+

Source: Univision political tracker in collaboration with Media Predict as of September 2020



-ABOUT 40% OF ALL RESPONDENTS AGREE CHARTER SCHOOLS ARE A GOOD WAY TO PROVIDE BETTER EDUCATION OPTIONS FOR PARENTS AND STUDENTS

HISPANICS GREATER AGREEMENT:

**-CHARTER SCHOOLS USE MONEY THAT WOULD BE BETTER SPENT IN TRADITIONAL PUBLIC SCHOOLS
-A COLLEGE EDUCATION IS THE ONLY WAY TO A GOOD-PAYING JOB**

How much do you agree or disagree with each of the following statements? [Education – 2 of 2]

Statement	Hispanic		Non-Hispanic	
	Agree	Disagree	Agree	Disagree
Charter schools use money that would be better spent in traditional public schools.	48%	15%	38%	24%
Charter schools are a good way to provide better education options for parents and students.	45%	27%	42%	22%
A college education is the only way to a good-paying job.	44%	31%	31%	48%

5 pt Scale: Agree = 4,5, Disagree = 1,2, Neutral = 3 (not reported), No opinion = 0 (Not reported)

Agree and Disagree above will not sum to 100%

Among registered voters 18+

Source: Univision political tracker in collaboration with Media Predict as of September 2020



**PUBLIC SAFETY
POLICE REFORM
PROTESTS**

- MAJORITY OF RESPONDENTS AGREE STRICTER BACKGROUND CHECKS ON THE SALE OF GUNS BEST WAY TO REDUCE GUN VIOLENCE
- ABOUT 60% AGREE ASSAULT RIFLES SHOULD BE BANNED; SUPPORT SECOND AMENDMENT GUN RIGHTS
- HISPANICS GREATER AGREEMENT STRICTER GUN CONTROL LAWS WOULD REDUCE CRIME
- HISPANICS FAR LESS AGREEMENT LOCAL AND STATE AUTHORITIES SHOULD COOPERATE WITH FEDERAL IMMIGRATION AUTHORITIES
- ABOUT 40% OF HISPANICS SPLIT (AGREE/DISAGREE) CRIME IS GETTING WORSE IN THEIR NEIGHBORHOOD
- 39% OF RESPONDENTS DISAGREE WITH FEELING LESS SAFE IN THEIR NEIGHBORHOOD THAN THEY DID A YEAR AGO

How much do you agree or disagree with each of the following statements? **[Public Safety]**

Statement	Hispanic		Non-Hispanic	
	Agree	Disagree	Agree	Disagree
Stricter background checks on the sale of guns is the best way to reduce gun violence	80%	15%	63%	18%
I believe that stricter gun control laws would reduce crime	68%	18%	53%	31%
Assault rifles should be banned	63%	23%	62%	26%
I support Second Amendment gun rights	61%	21%	61%	15%
Local and State authorities should cooperate with federal immigration authorities	40%	34%	62%	12%
Crime is getting worse in my neighborhood	38%	40%	31%	34%
I feel less safe in my neighborhood than I did a year ago	35%	39%	31%	39%

5 pt Scale: Agree = 4,5, Disagree = 1,2, Neutral = 3 (not reported), No opinion = 0 (Not reported)

Agree and Disagree above will not sum to 100%

Among registered voters 18+

Source: Univision political tracker in collaboration with Media Predict as of September 2020



- HISPANICS FAR GREATER AGREEMENT THE CRIMINAL JUSTICE SYSTEM IN THE UNITED STATES TREATS MINORITIES UNFAIRLY; FAR GREATER DISAGREEMENT THE POLICE IN THE U.S. GENERALLY TREAT MINORITIES FAIRLY
- HISPANICS GREATER AGREEMENT LOCAL GOVT SHOULD SIGNIFICANTLY REDUCE THE RESOURCES FOR POLICE AND USE THE MONEY FOR OTHER PURPOSES
- ABOUT HALF OF ALL RESPONDENTS AGREE LESS POLICE IN NEIGHBORHOOD WOULD CAUSE CRIME TO GO UP SIGNIFICANTLY
- ABOUT 50% OF HISPANICS, 60% OF NON-HISPANICS AGREE POLICE MAKE NEIGHBORHOOD SAFER; TRUST POLICE; LOCAL POLICE DO A GOOD JOB
- ALL RESPONDENTS DISAGREE LOCAL GOVT SHOULD COMPLETELY DEFUND THE POLICE

How much do you agree or disagree with each of the following statements? **[Police Reform]**

Statement	Hispanic		Non-Hispanic	
	Agree	Disagree	Agree	Disagree
The criminal justice system in the United States treats minorities unfairly	77%	14%	56%	27%
Less police in my neighborhood would cause crime to go up significantly	53%	25%	55%	21%
The police make my neighborhood safer	52%	18%	64%	11%
My local government should significantly reduce the resources for police and use the money for other purposes	51%	30%	32%	47%
My local police do a good job	51%	17%	68%	13%
I trust the police in my neighborhood	48%	30%	67%	13%
I believe that police in the United States generally treat minorities fairly	31%	53%	46%	33%
My local government should completely defund the police	26%	50%	15%	68%

5 pt Scale: Agree = 4.5, Disagree = 1.2, Neutral = 3 (not reported), No opinion = 0 (Not reported)

Agree and Disagree above will not sum to 100%

Among registered voters 18+

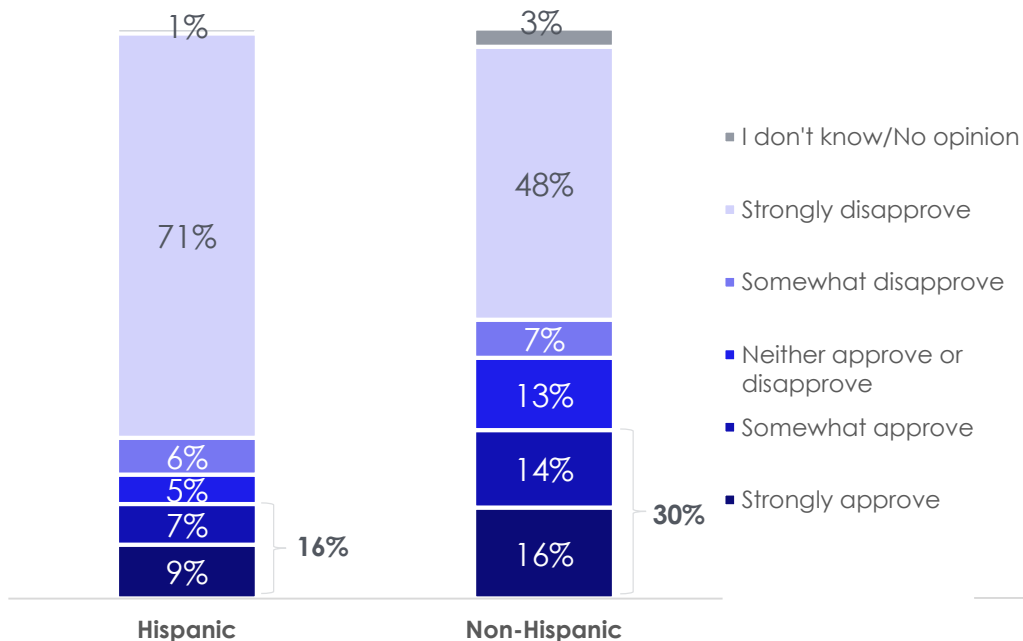
Source: Univision political tracker in collaboration with Media Predict as of September 2020



**TRUMP APPROVE HANDLING OF PROTEST TOP TWO BOX:
 -STRONGLY/SOMEWHAT APPROVE: HISPANICS 16%, NON-HISPANICS 30%
 BIDEN HANDLING OF PROTESTS BETTER OR WORSE TOP TWO BOX:
 -SOMEWHAT/MUCH BETTER: 73% HISPANICS, NON-HISPANICS 55%**

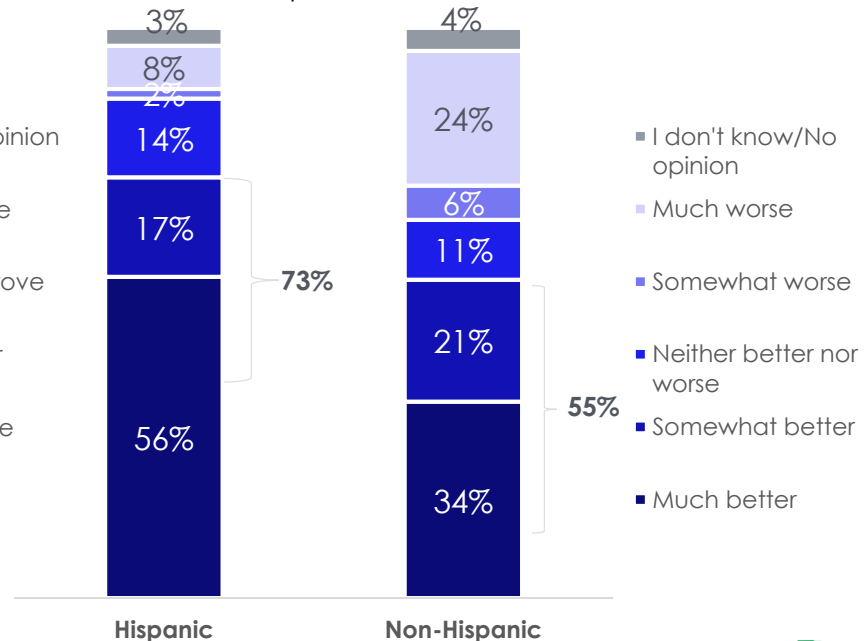
Trump Handling of Protests

All Respondents

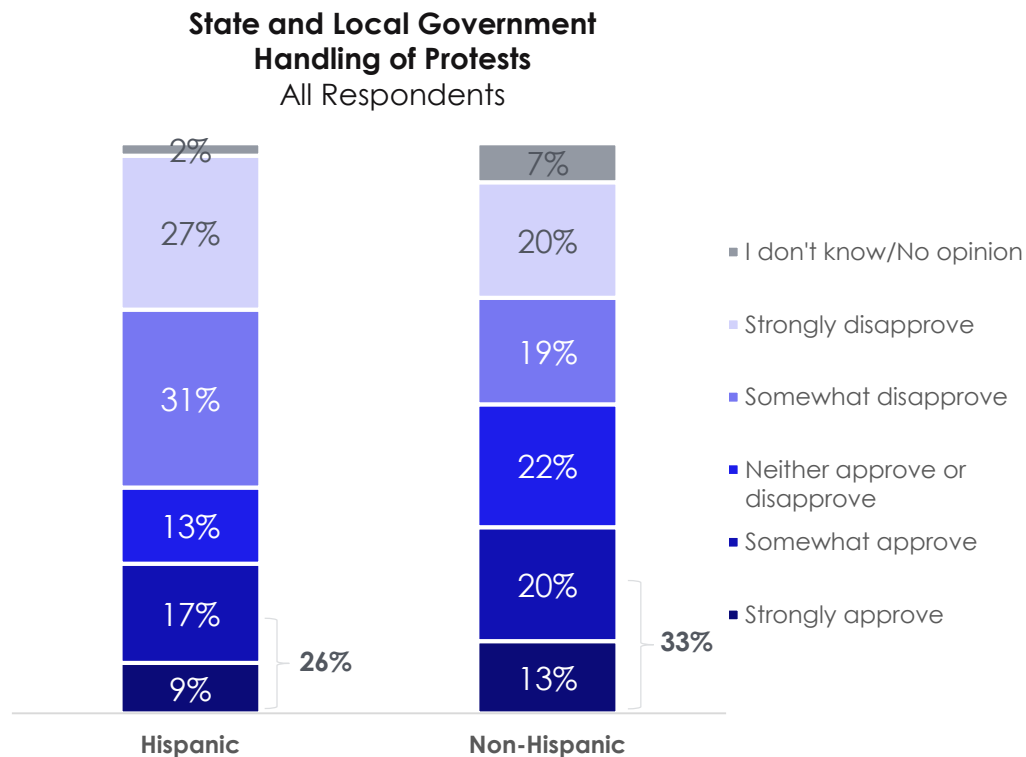


Biden Handling of Protests Better or Worse

All Respondents



STATE AND LOCAL GOVT HANDLING OF PROTESTS TOP TWO BOX: STRONGLY/SOMEWHAT APPROVE HISPANICS 26%, NON-HISPANICS 33%



-MAJORITY OF RESPONDENTS AGREE THE PEOPLE THAT HAVE BEEN LOOTING AND DAMAGING PROPERTY SHOULD BE ARRESTED AND PROSECUTED; LOOTING AND DESTRUCTION OF PROPERTY DURING THE PROTESTS SHOULD HAVE BEEN STOPPED IMMEDIATELY; ORGANIZED OUTSIDE GROUPS HAVE BEEN MOSTLY RESPONSIBLE FOR THE VIOLENCE AND DAMAGE TO PROPERTY DURING THE PROTESTS; APPROVE OF THE NON-VIOLENT PROTESTS THAT STARTED AFTER THE DEATH OF GEORGE FLOYD IN JUNE 2020

-OVER 60% OF ALL RESPONDENTS ARE VERY CONCERNED/HAVE BECOME MORE CONCERNED OVER THE PAST FEW WEEKS ABOUT THE VIOLENCE AND LOOTING THAT IS OCCURRING IN SOME AMERICAN CITIES

-ABOUT 40% OF HISPANICS, 50% NON-HISPANICS AGREE IF NECESSARY, THE NATIONAL GUARD/U.S. ARMED FORCES SHOULD BE CALLED IN TO HELP LOCAL LAW ENFORCEMENT

How much do you agree or disagree with each of the following statements? [Race Relations]

Statement	Hispanic		Non-Hispanic	
	Agree	Disagree	Agree	Disagree
The people that have been looting and damaging property should be arrested and prosecuted	72%	15%	85%	5%
I approve of the non-violent protests that started after the death of George Floyd in June 2020	71%	9%	66%	16%
The looting and destruction of property during the protests should have been stopped immediately	70%	18%	77%	5%
I believe that organized outside groups have been mostly responsible for the violence and damage to property during the protests	68%	13%	68%	11%
I have become more concerned over the past few weeks about the violence and looting that is occurring in some American cities	64%	20%	65%	14%
I am very concerned about the violence and looting that is occurring in some American cities	62%	20%	68%	14%
If necessary, the United States Armed Forces should be called in to help local law enforcement	42%	41%	46%	33%
If necessary, the national guard should be called in to help local law enforcement	42%	33%	57%	20%

5 pt Scale: Agree = 4.5, Disagree = 1.2, Neutral = 3 (not reported), No opinion = 0 (Not reported)

Agree and Disagree above will not sum to 100%

Among registered voters 18+

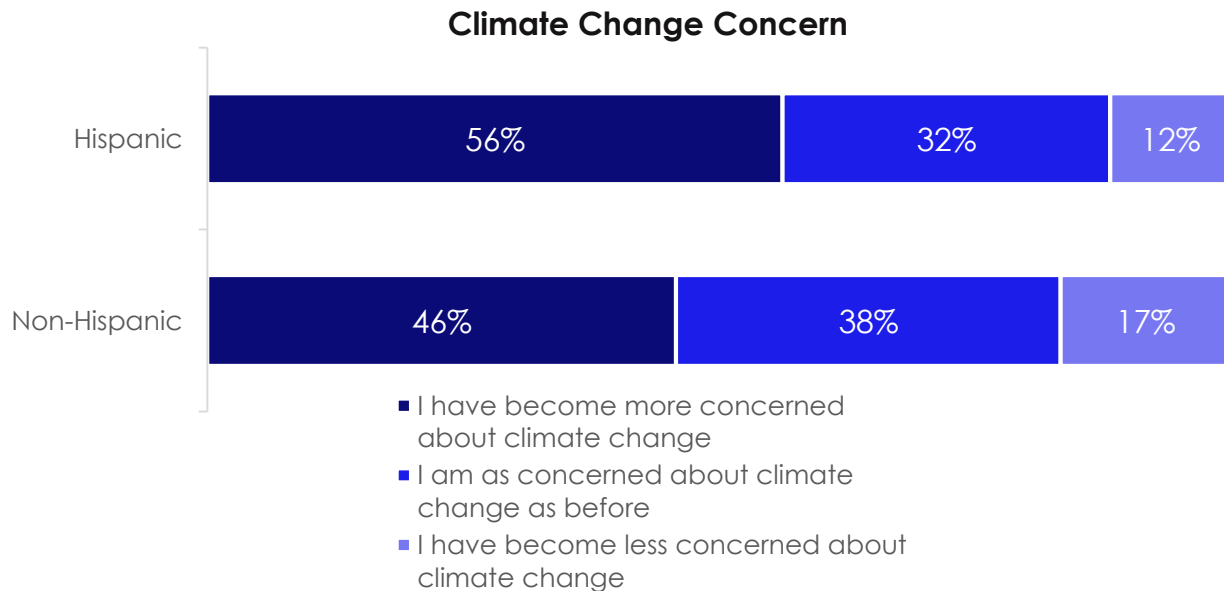
Source: Univision political tracker in collaboration with Media Predict as of September 2020



CLIMATE CHANGE

OVER THE PAST YEAR OR SO, 56% OF HISPANICS AND 46% OF NON-HISPANICS HAVE BECOME MORE CONCERNED ABOUT CLIMATE CHANGE

On the issue of climate change, over the past year or so have you become more concerned about this issue, less concerned about it, or about the same as before?



HISPANICS GREATER AGREEMENT: -CLIMATE CHANGE IS A BIG THREAT TO PLANET -A RESULT OF HUMAN ACTIVITY -ACTION SHOULD BE TAKEN EVEN IF IT MEANS SIGNIFICANT INCREASE IN MY TAXES

How much do you agree or disagree with each of the following statements? **[Climate Change]**

Statement	Hispanic		Non-Hispanic	
	Agree	Disagree	Agree	Disagree
Climate change is a very big threat to the planet.	84%	8%	69%	14%
Climate change is a result of human activity.	77%	14%	66%	10%
Action should be taken on the environment even if it means a significant increase in my taxes.	60%	23%	46%	32%

5 pt Scale: Agree = 4,5, Disagree = 1,2, Neutral = 3 (not reported), No opinion = 0 (Not reported)

Agree and Disagree above will not sum to 100%

Among registered voters 18+

Source: Univision political tracker in collaboration with Media Predict as of September 2020



IMMIGRATION

HISPANICS GREATER AGREEMENT:

-WE SHOULD PROVIDE A PATHWAY TO LEGAL STATUS FOR UNDOCUMENTED IMMIGRANTS WHO HAVE BEEN IN THE U.S. AND NOT COMMITTED A SERIOUS CRIME

-I SUPPORT THE EXISTENCE OF SANCTUARY CITIES EVEN IF IT MEANS A LOSS OF SOME FEDERAL FUNDING

-WE SHOULD REFORM IMMIGRATION LAWS TO GIVE HIGHER PRIORITY TO PEOPLE WITH NEEDED SKILLS AND EDUCATION

-IT SHOULD NOT BE A CRIME TO CROSS THE BORDER ILLEGALLY

-GOVT BENEFITS SHOULD BE PROVIDED TO UNDOCUMENTED IMMIGRANTS FREE OF COST

-OVER 40% OF RESPONDENTS AGREE WE SHOULD INCREASE RESOURCES DEDICATED TO MANAGING THE SITUATION AT THE SOUTHERN BORDER OF THE U.S.

-HISPANICS DISAGREE THERE ARE TOO MANY UNDOCUMENTED IMMIGRANTS CROSSING THE BORDER INTO THE UNITED STATES

How much do you agree or disagree with each of the following statements? [Immigration]

Statement	Hispanic		Non-Hispanic	
	Agree	Disagree	Agree	Disagree
We should provide a pathway to legal status (including citizenship) for undocumented immigrants who have been in the U.S. and have not committed a serious crime.	75%	8%	63%	17%
I support the existence of sanctuary cities even if it means a loss of some federal funding	58%	22%	36%	38%
We should reform immigration laws to give higher priority to people with needed skills and education.	56%	12%	47%	21%
It should not be a crime to cross the border illegally.	48%	26%	30%	49%
Government benefits, like healthcare, should be provided to undocumented immigrants free of cost.	42%	34%	21%	54%
I think that we should increase resources dedicated to managing the situation at the southern border of the U.S.	40%	19%	47%	21%
There are too many undocumented immigrants crossing the border into the United States.	30%	42%	52%	23%

5 pt Scale: Agree = 4,5, Disagree = 1,2, Neutral = 3 (not reported), No opinion = 0 (Not reported)

Agree and Disagree above will not sum to 100%

Among registered voters 18+

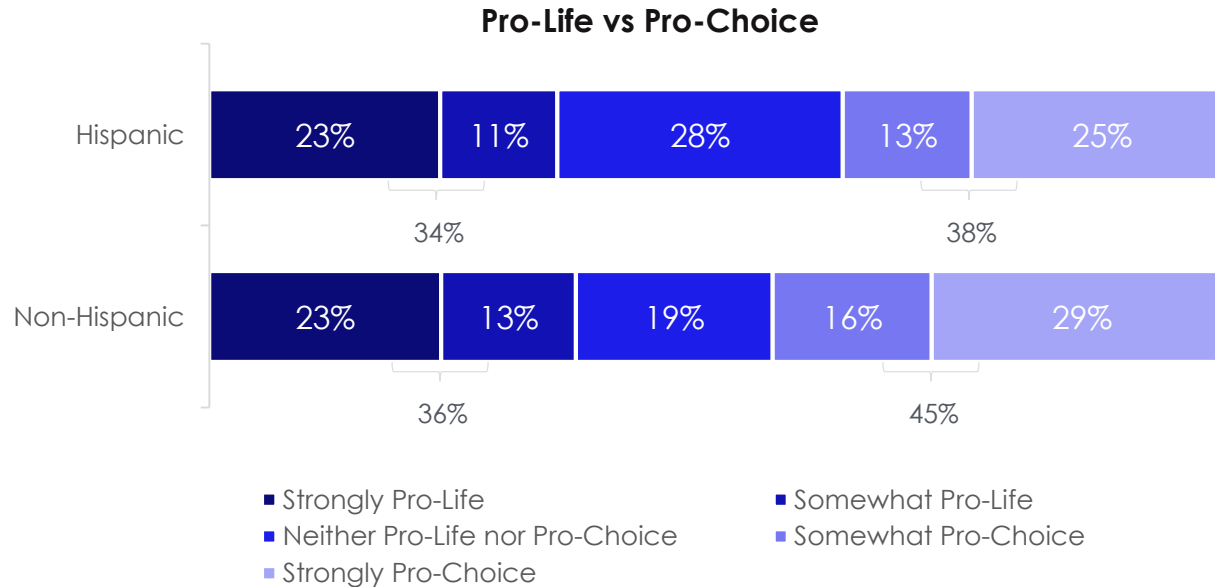
Source: Univision political tracker in collaboration with Media Predict as of September 2020



PRO LIFE OR PRO CHOICE

-34% HISPANICS STRONGLY/SOMEWHAT PRO-LIFE, 38% STRONGLY/SOMEWHAT PRO-CHOICE
-36% NON-HISPANICS STRONGLY/SOMEWHAT PRO-LIFE, 45% STRONGLY/SOMEWHAT PRO-CHOICE

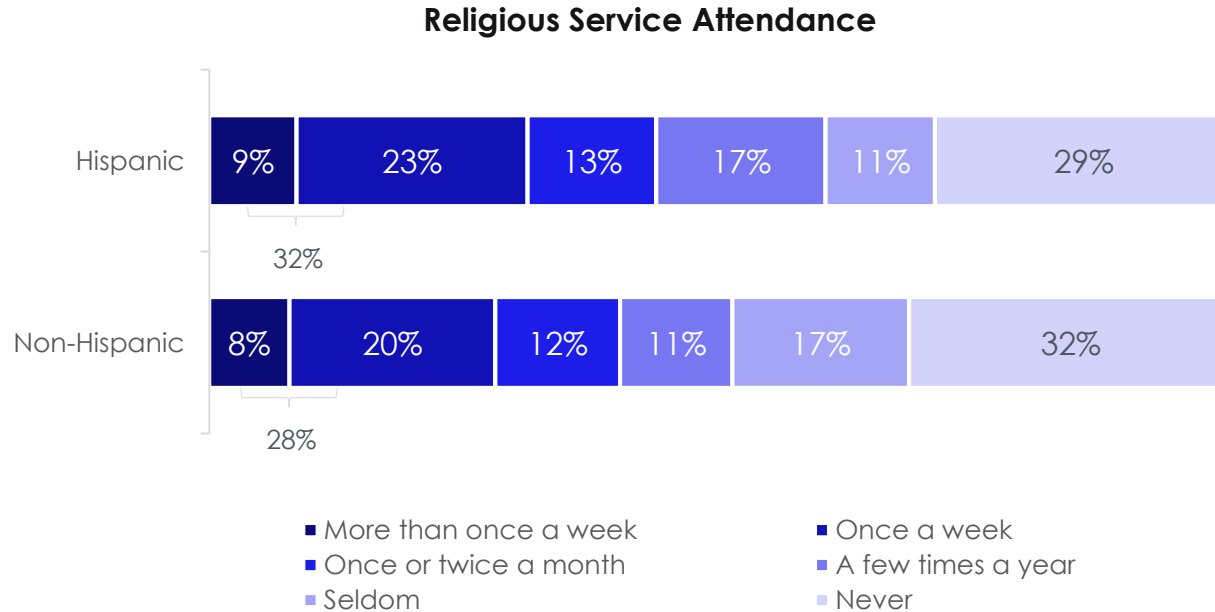
On the issue of abortion, do you consider yourself to be Pro-Life or Pro-Choice?



RELIGIOUS SERVICE ATTENDANCE

BEFORE PANDEMIC, 32% OF HISPANICS AND 28% OF NON-HISPANICS ATTENDED RELIGIOUS SERVICE ONCE A WEEK OR MORE

To the best of your recollection, how often did you attend religious services before the coronavirus pandemic began?





THANK YOU