

UNIVISION & MEDIA PREDICT

2020 PRESIDENTIAL
ELECTION TRACKER

Arizona

September



MP

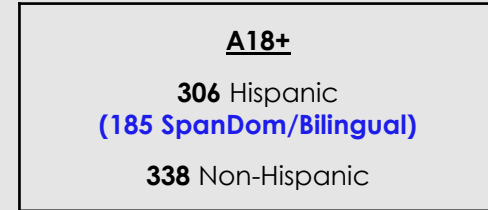


OBJECTIVES

- Measure current landscape of the 2020 candidates for president and other offices
- Assess voter sentiments towards current government officials and bodies
- Understand key issues and their degree of importance as motivators to vote

METHODOLOGY

- Online survey of **644** registered voters 18+

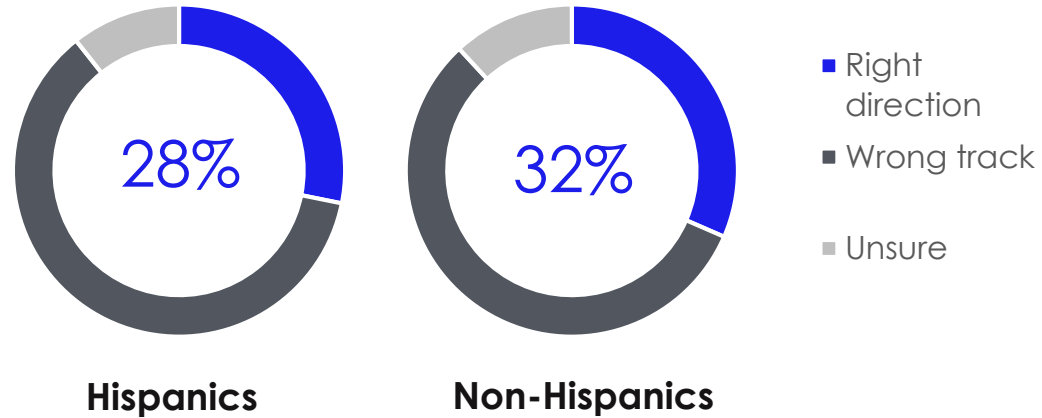


- In field 8/28/2020 – 9/11/2020
- Weighted to the registered voter universe by age, gender, education, and census division.
- **This Report: Hispanic SpanDom/Bilingual vs Non-Hispanic**

JUST 28% OF HISPANICS, 32% NON-HISPANICS BELIEVE THAT THE UNITED STATES IS HEADED IN THE RIGHT DIRECTION

Right Direction or Wrong Track

In general, do you believe that the United States is headed in the right direction, or has gone off on the wrong track?

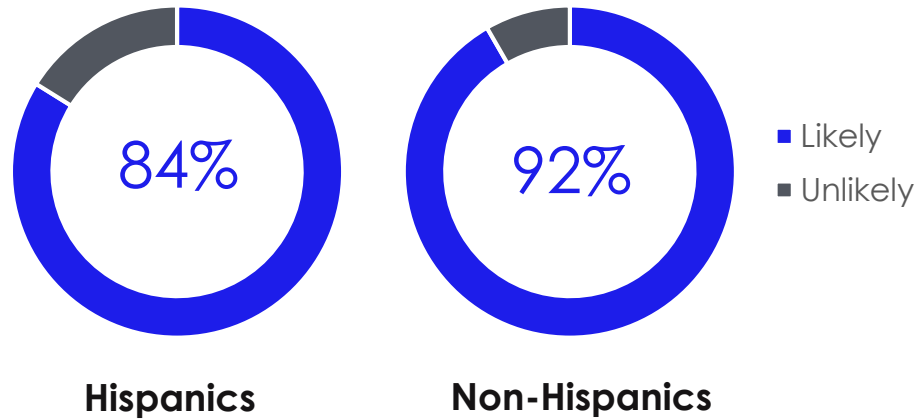


2020 VOTE

OVER 80% OF HISPANICS, 90% NON-HISPANICS PLAN TO VOTE IN GENERAL ELECTION

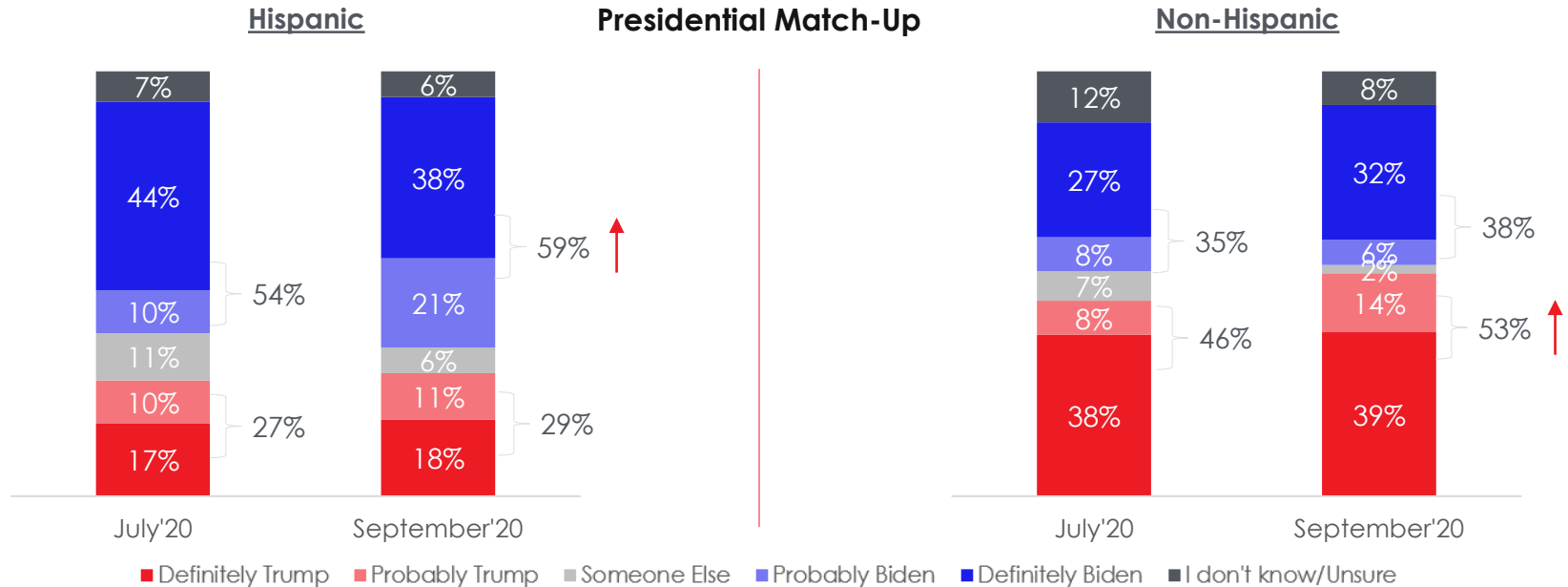
Likelihood to Vote in 2020

On a scale of 1 to 10, how likely or unlikely are you to vote in the 2020 General Election, being held on November 3, 2020?



TOP TWO BOX INTEND TO VOTE: HISPANICS 59% BIDEN, 29% TRUMP NON-HISPANICS 38% BIDEN, 53% TRUMP DON'T KNOW/UNSURE: 6% HISPANIC, 8% NON-HISPANIC

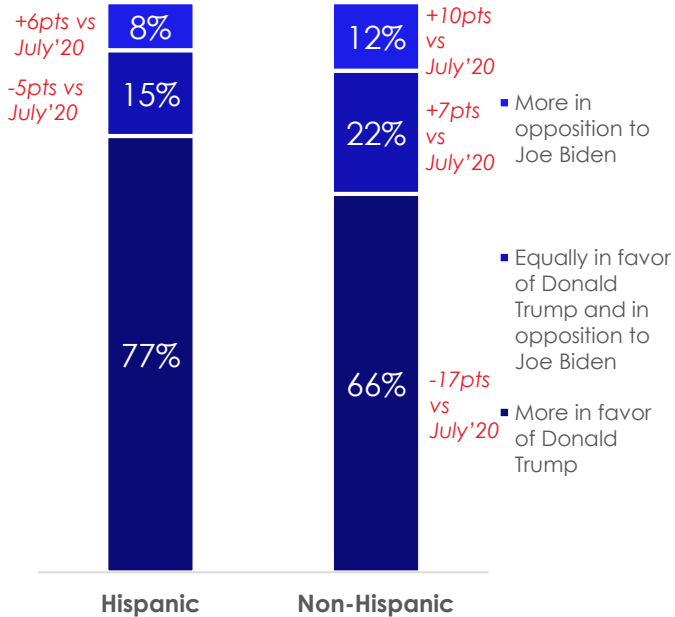
Based on what you know today, do you intend to vote for President Donald Trump, Democratic nominee Joe Biden, or someone else in the coming presidential election?



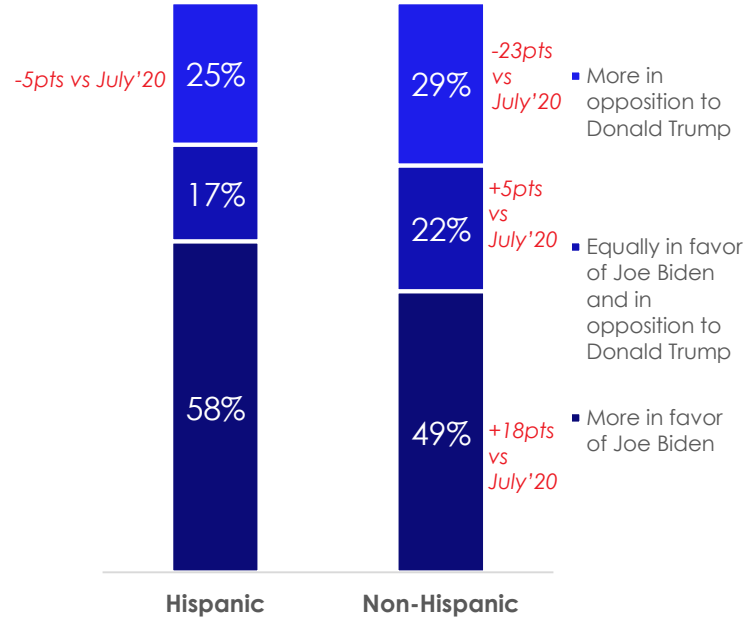
TRUMP VOTERS MORE ENTHUSIASTIC:

**-TRUMP VOTERS: 8% OF HISPANICS, 12% NON-HISPANICS WILL DO SO IN OPPOSITION TO BIDEN;
77% HISPANICS, 66% NON-HISPANICS BECAUSE THEY FAVOR TRUMP**
-BIDEN VOTERS: ALMOST 30% WILL DO SO IN OPPOSITION TO TRUMP, 58% HISPANICS, 49% NON-HISPANICS BECAUSE THEY FAVOR BIDEN

Voting Trump: Favor Trump or Oppose Biden



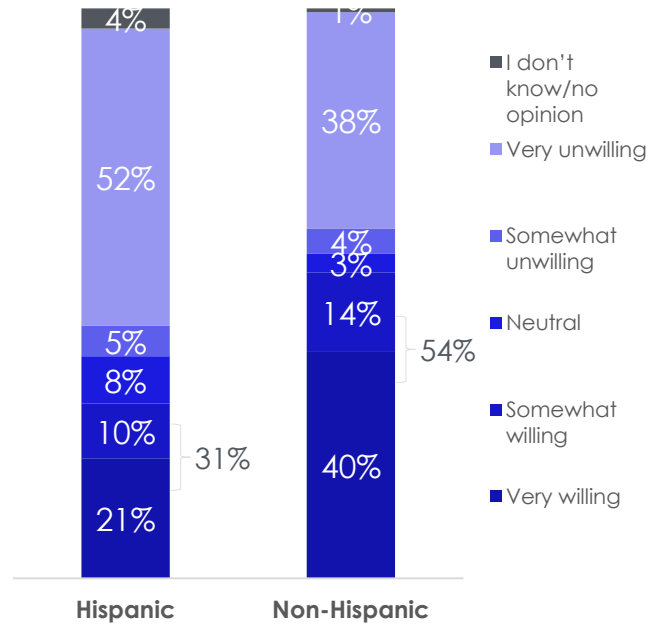
Voting Biden: Favor Biden or Oppose Trump



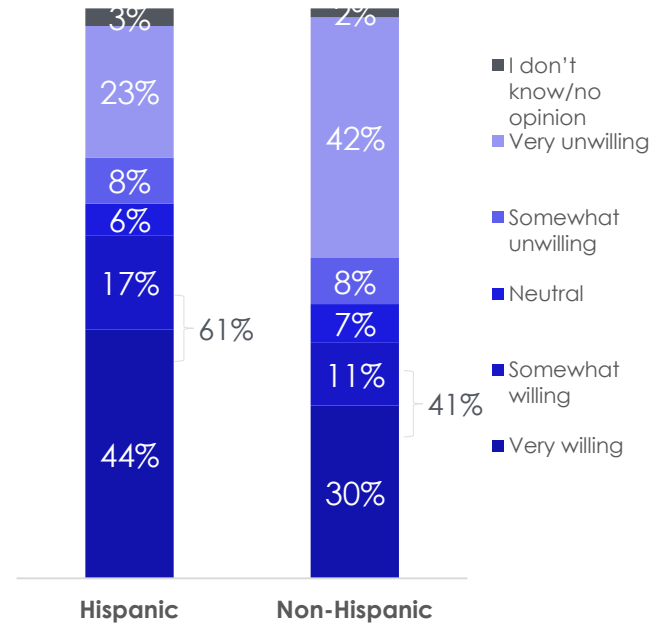
Among registered voters 18+
 Source: Univision political tracker in collaboration with Media Predict as of September 2020

-31% HISPANICS, 54% NON-HISPANICS SOMEWHAT/VERY WILLING TO VOTE FOR TRUMP
-61% HISPANICS, 41% NON-HISPANICS SOMEWHAT/VERY WILLING TO VOTE FOR BIDEN

Willingness to Vote for Trump



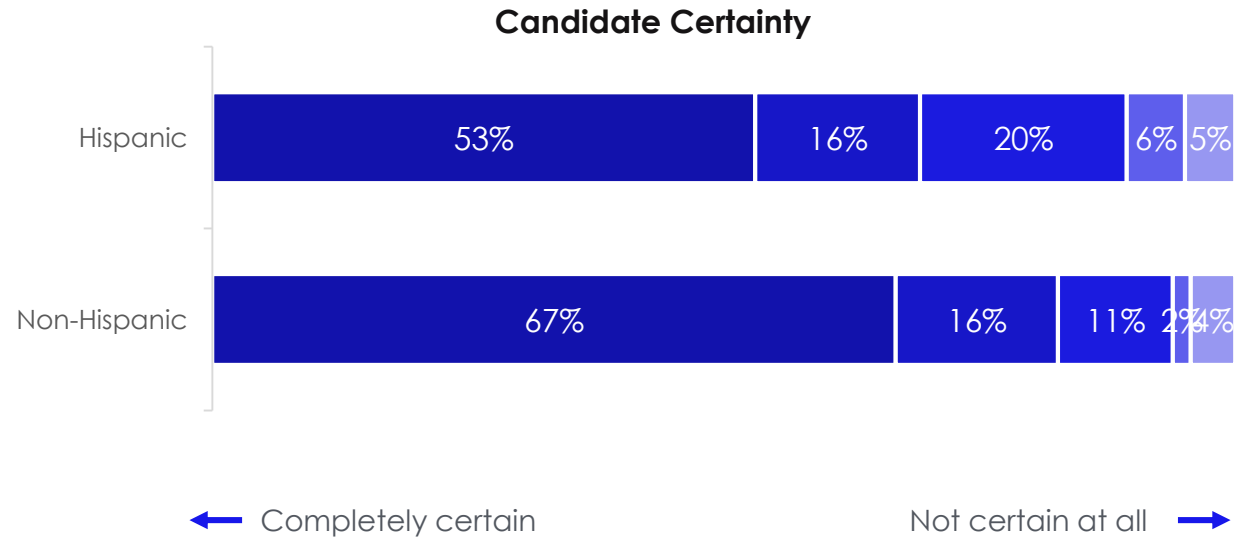
Willingness to Vote for Biden



Among registered voters 18+
 Source: Univision political tracker in collaboration with Media Predict as of September 2020

HISPANICS LESS CERTAIN OF PRESIDENTIAL CANDIDATE CHOICE THAN NON-HISPANICS

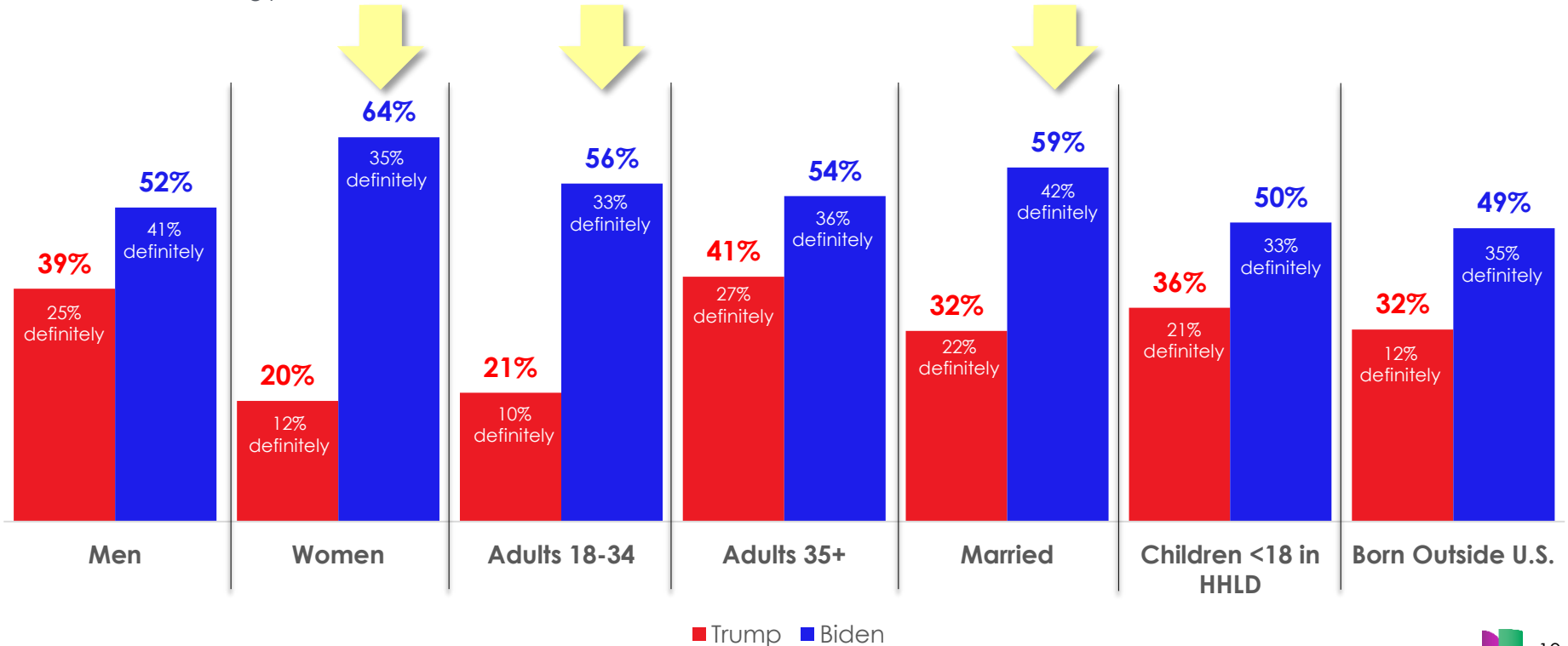
How certain are you that this is the right choice of candidate for you?



Among registered voters 18+
Source: Univision political tracker in collaboration with Media Predict as of September 2020

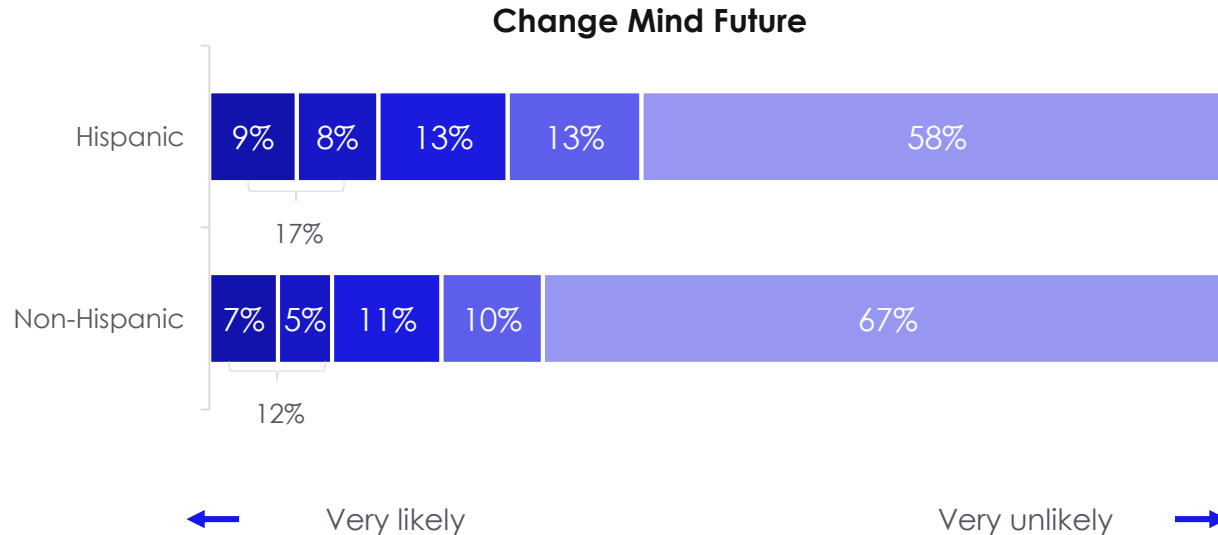
STRONGEST HISPANIC OPPORTUNITIES: TRUMP SUPPORTERS: ADULTS 35+, MEN, LIVING WITH KIDS <18 IN HOUSEHOLD BIDEN SUPPORTERS: WOMEN, MARRIED, ADULTS 18-34

Based on what you know today, do you intend to vote for President Donald Trump, Democratic nominee Joe Biden, or someone else in the coming presidential election?



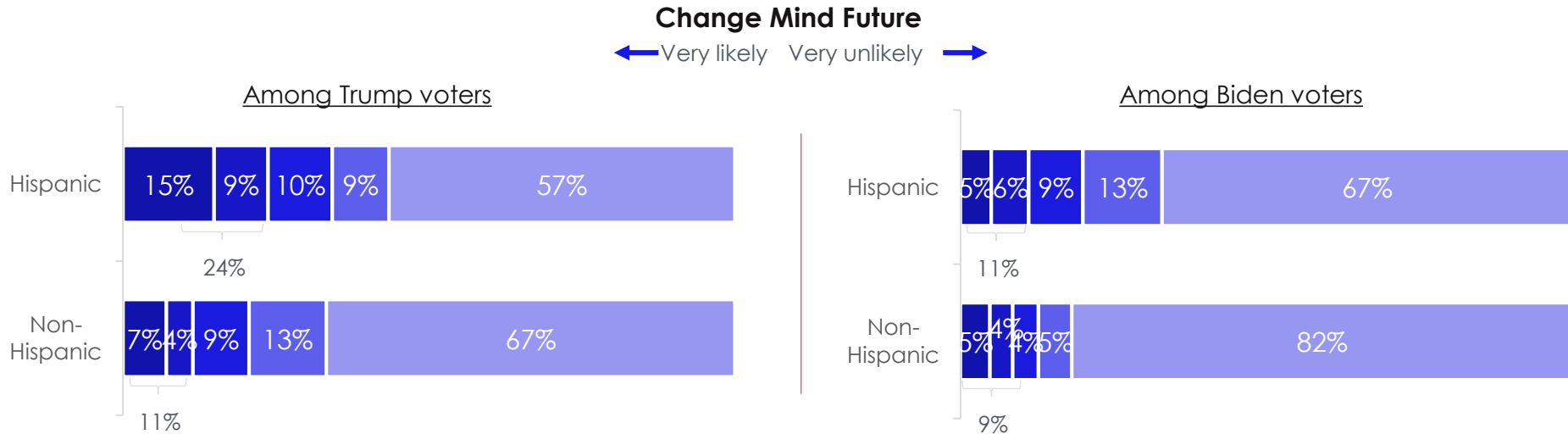
TOP TWO BOX: 17% OF HISPANICS, 12% NON-HISPANICS LIKELY TO CHANGE THEIR MIND IN THE FUTURE ABOUT WHO THEY WILL VOTE FOR IN PRESIDENTIAL ELECTION

How likely or unlikely are you to change your mind in the future about who you will vote for in the 2020 Presidential election?



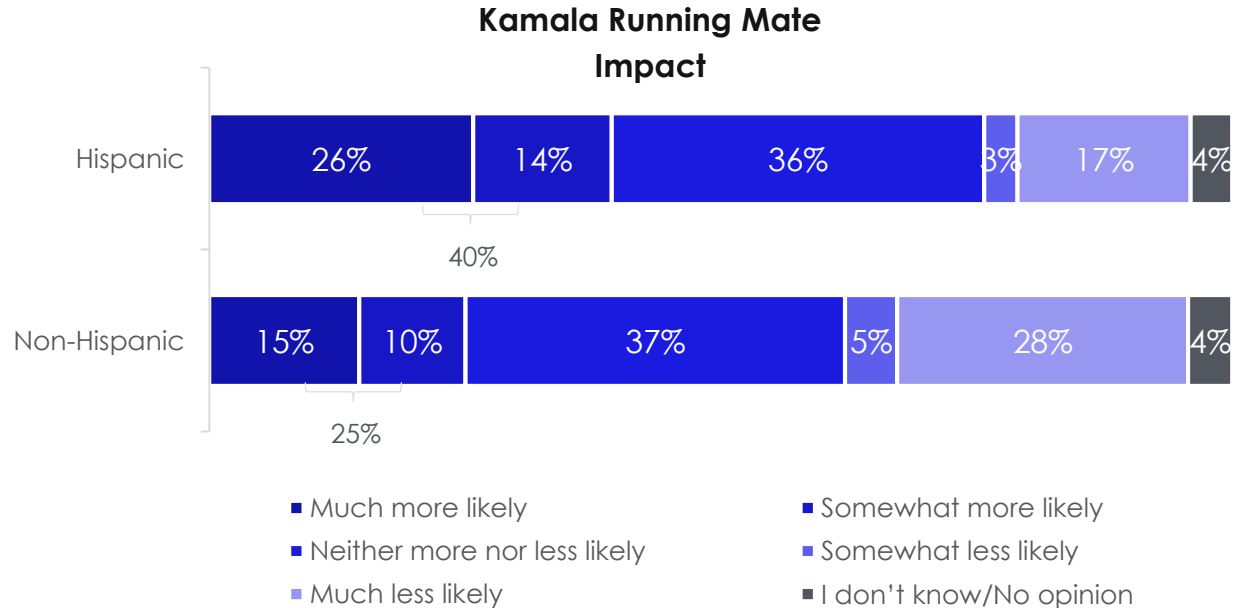
**TRUMP VS. BIDEN SUPPORTERS:
 -AMONG TRUMP VOTERS, 24% OF HISPANICS, 11% NON-HISPANICS LIKELY TO CHANGE THEIR MIND ABOUT WHO THEY WILL VOTE FOR
 -AMONG BIDEN VOTERS, 11% OF HISPANICS, 9% NON-HISPANICS LIKELY TO CHANGE THEIR MIND**

How likely or unlikely are you to change your mind in the future about who you will vote for in the 2020 Presidential election?



IMPACT OF KAMALA HARRIS TOP TWO BOX: -40% OF HISPANICS, 25% NON-HISPANICS MORE LIKELY TO VOTE FOR BIDEN

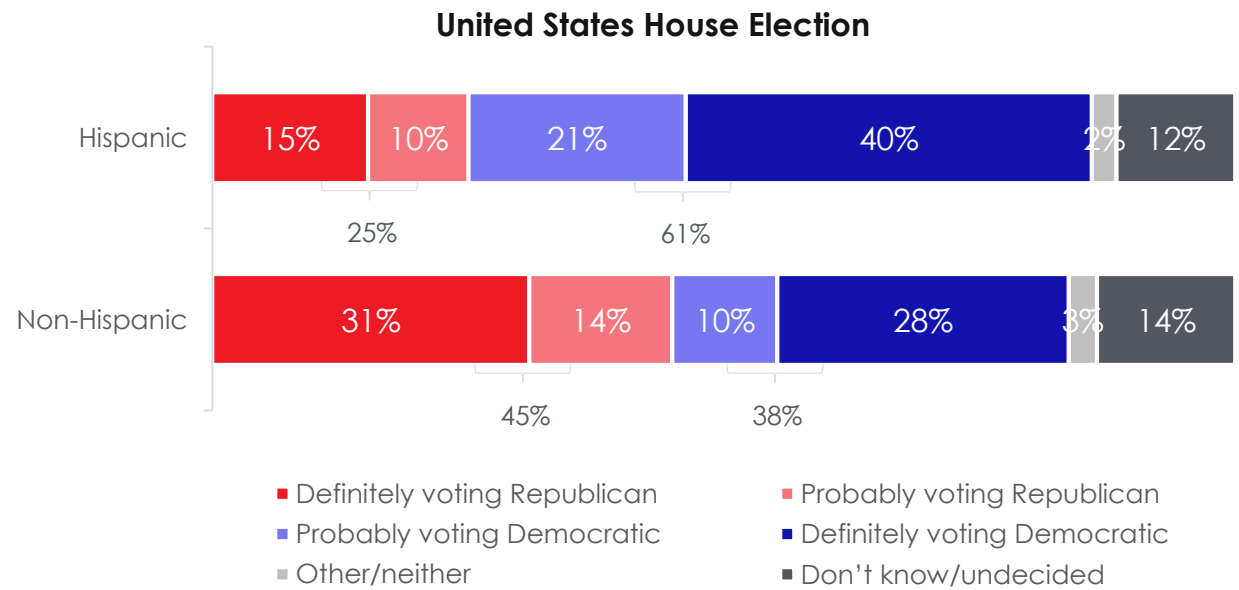
Joe Biden recently selected Kamala Harris to be his Vice Presidential running mate. Does the selection of Harris make you more or less likely to vote for Joe Biden for President?



HOUSE ELECTION PARTY VOTING INTENT TOP TWO BOX:

- HISPANICS 61% DEMOCRATIC, 25% REPUBLICAN
- NON-HISPANICS 38% DEMOCRATIC, 45% REPUBLICAN
- 12% HISPANICS, 14% NON-HISPANICS DON'T KNOW/UNDECIDED

If the election for the United States House of Representatives were held today, which party's candidate would you vote for?



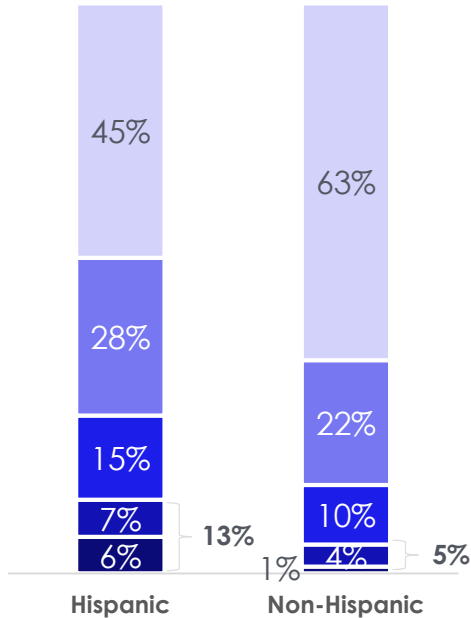
Among registered voters 18+
 Source: Univision political tracker in collaboration with Media Predict as of September 2020

LIKELIHOOD TO VOTE FOR OTHER PARTY TOP TWO BOX:

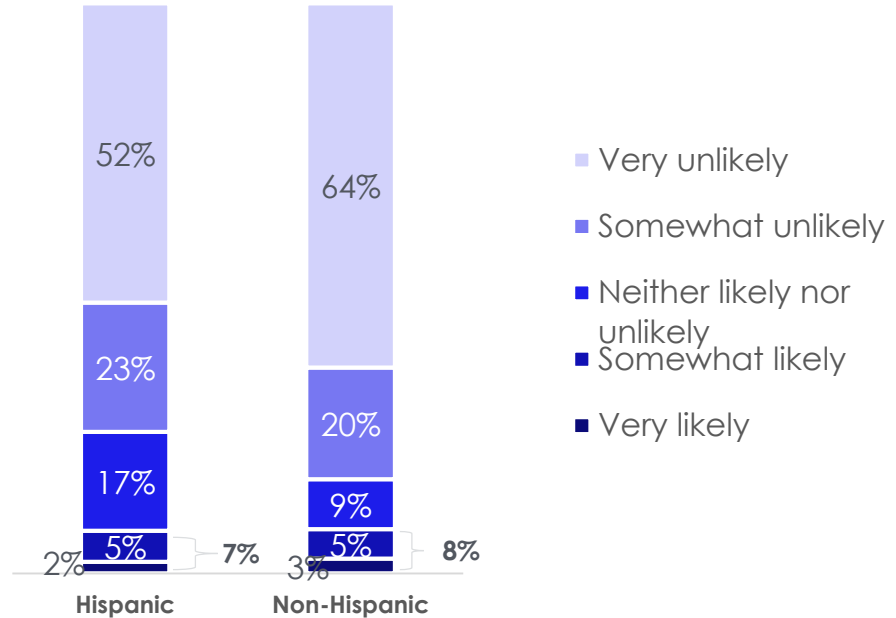
-AMONG REGISTERED REPUBLICANS: 13% HISPANICS, 5% NON-HISPANICS LIKELY TO VOTE FOR DEM CANDIDATE

-AMONG REGISTERED DEMOCRATS: 7% HISPANICS, 8% NON-HISPANICS LIKELY TO VOTE FOR REPUBLICAN CANDIDATE

Likelihood to Vote for Democratic Candidate
Among Republican Voters



Likelihood to Vote for Republican Candidate
Among Democratic Voters



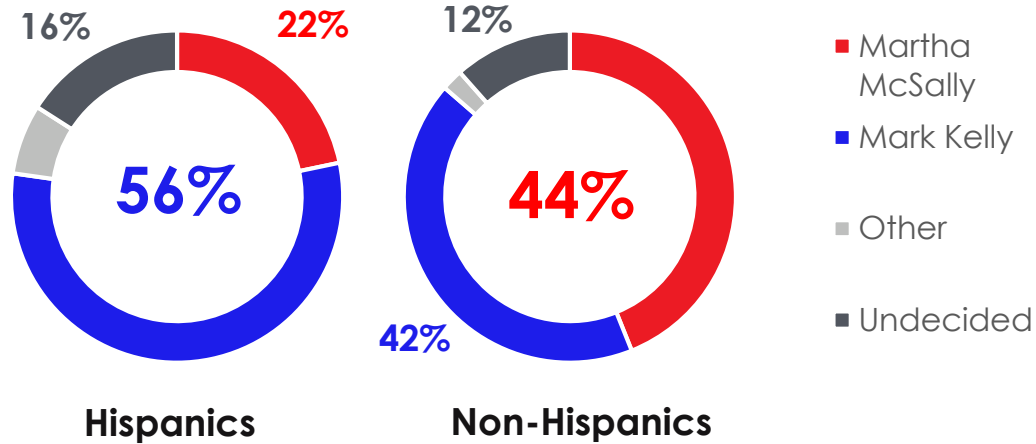
- Very unlikely
- Somewhat unlikely
- Neither likely nor unlikely
- Somewhat likely
- Very likely

SENATE RACE:

- AMONG HISPANICS, 56% WOULD VOTE KELLY, 22% MCSALLY
- AMONG NON-HISPANICS, 42% WOULD VOTE KELLY, 44% MCSALLY
- UP FOR GRABS: 16% HISPANICS, 12% NON-HISPANICS UNDECIDED

Arizona Senate Election

If the election for the United States Senate were held today, would you vote for Martha McSally the Republican Mark Kelly the Democrat?

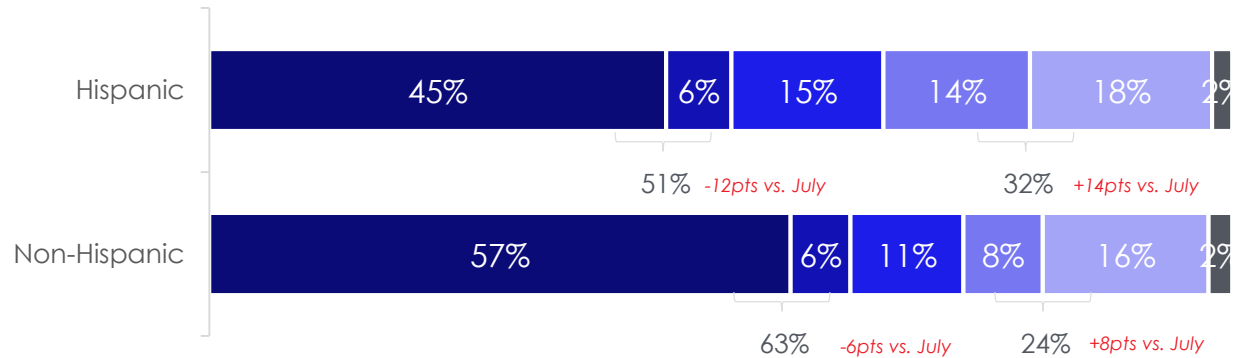


ABOUT 50% HISPANICS, 60% NON-HISPANICS MUCH/SOMEWHAT PREFER TO VOTE BY MAIL IN 2020 PRESIDENTIAL ELECTION

-ONE THIRD OF HISPANICS PREFER TO VOTE IN PERSON

Would you prefer to vote by mail, if it is available, or in person in the 2020 Presidential Election?

Voting by Mail Preference



- Would much prefer to vote by mail
- No preference
- Would somewhat prefer to vote by mail
- Would somewhat prefer to vote in person
- Would much prefer to vote in person
- No opinion/I don't know

-ABOUT 60% OF HISPANICS, 70% OF NON-HISPANICS AGREE VOTING BY MAIL IS EASIER TO DO THAN VOTING IN PERSON, AND FEEL COMFORTABLE DOING SO (NON-HISPANICS HIGHER)

MIXED SENTIMENT- NEARLY AN EQUAL % OF RESPONDENTS BOTH AGREE AND DISAGREE:

-VOTING BY MAIL IS MORE PRONE TO ABUSE AND FRAUD THAN VOTING IN PERSON

-VOTING BY MAIL INCREASES THE CHANCE THAT MY VOTE WILL NOT BE COUNTED

-RESPONDENTS DISAGREE STATE AND LOCAL GOVTS SHOULD MAIL BALLOTS TO EVERYONE ON THE VOTER LIST EVEN IF SOME OF THE ADDRESSES ARE NOT UP TO DATE OR SOME OF THE PEOPLE ON THE LIST NO LONGER LIVE IN THE JURISDICTION COVERED BY THE VOTER LIST

How much do you agree or disagree with each of the following statements? [Mail-In Voting]

Statement	Hispanic		Non-Hispanic	
	Agree	Disagree	Agree	Disagree
I feel comfortable voting by mail	62%	22%	68%	18%
Voting by mail is easier to do than voting in person	58%	17%	74%	10%
You should have to request a mail-in ballot from your state or local government in order to be able to vote by mail.	53%	15%	61%	18%
My State and local governments should mail ballots to everyone on the voter list even if they aren't requested.	40%	28%	33%	44%
Voting by mail is more prone to abuse and fraud than voting in person	36%	40%	39%	39%
Voting by mail increases the chance that my vote will not be counted	36%	36%	37%	40%
My State and local governments should mail ballots to everyone on the voter list even if some of the addresses are not up to date or some of the people on the list no longer live in the jurisdiction covered by the voter list.	32%	36%	21%	56%

5 pt Scale: Agree = 4.5, Disagree = 1.2, Neutral = 3 (not reported), No opinion = 0 (Not reported)

Agree and Disagree above will not sum to 100%

Among registered voters 18+

Source: Univision political tracker in collaboration with Media Predict as of September 2020



NET FAV/JOB APPROVAL

NET FAV:

-AMONG HISPANICS: BIDEN, BLACK LIVES MATTER, DEMOCRATIC PARTY HIGHEST; REPUBLICAN PARTY LOWEST

-AMONG NON-HISPANICS: PENCE, SINEMA, DUCEY/REPUBLICAN PARTY HIGHEST; PELOSI LOWEST

For each candidate listed below, please indicate if you have a favorable or unfavorable opinion of them.

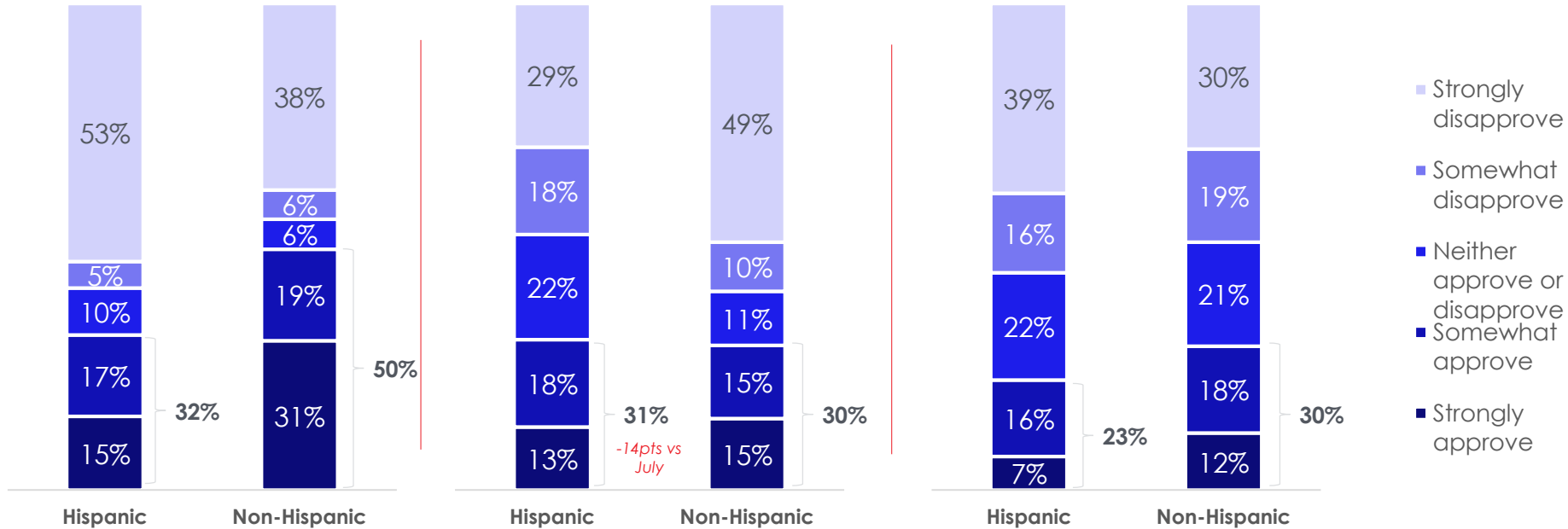
	Hispanic	Non-Hispanic
	Sept 2020	Sept 2020
Joe Biden	30%	-11%
Black Lives Matter	29%	-5%
The Democratic Party	28%	-11%
Mark Kelly	28%	2%
Kamala Harris	24%	-4%
Kyrsten Sinema	15%	8%
Nancy Pelosi	2%	-21%
Chuck Schumer	-10%	-16%
Doug Ducey	-15%	6%
Mike Pence	-16%	9%
Mitch McConnell	-23%	-15%
Martha McSally	-26%	-3%
Donald Trump	-28%	4%
The Republican Party	-29%	6%

JOB APPROVAL TOP TWO BOX: TRUMP: 32% HISPANICS, 50% NON-HISPANICS PELOSI: 31% HISPANICS, 30% NON-HISPANICS MCCONNELL: 23% HISPANICS, 30% NON-HISPANICS

Donald Trump Job Approval

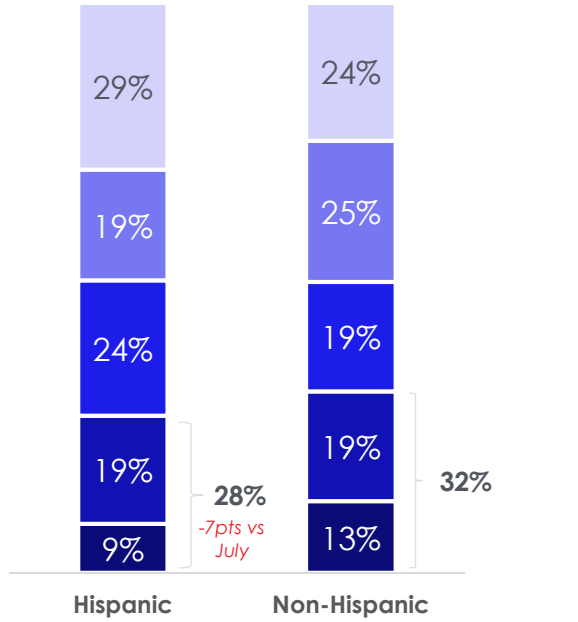
Nancy Pelosi Job Approval

Mitch McConnell Job Approval

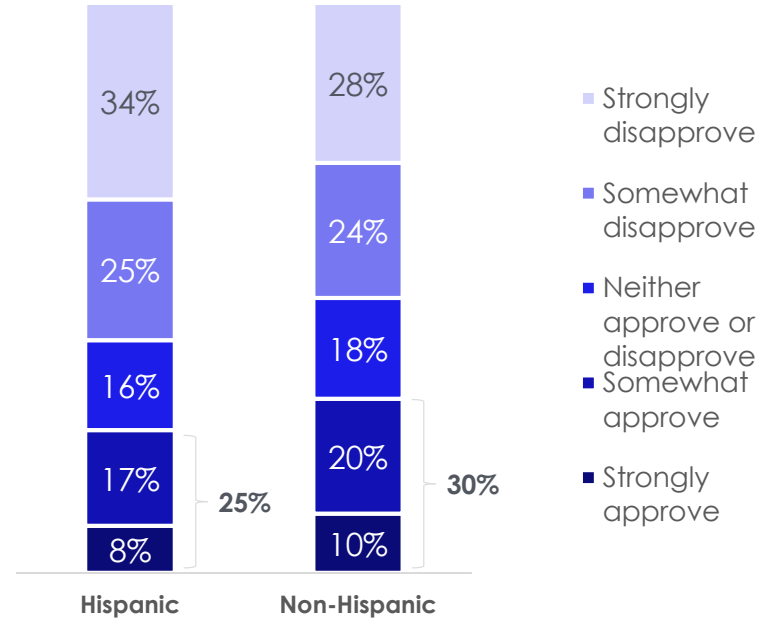


JOB APPROVAL TOP TWO BOX: HOUSE: 28% HISPANICS, 32% NON-HISPANICS SENATE: 25% HISPANICS, 30% NON-HISPANICS

**U.S. House of Representatives
 Job Approval**



U.S. Senate Job Approval



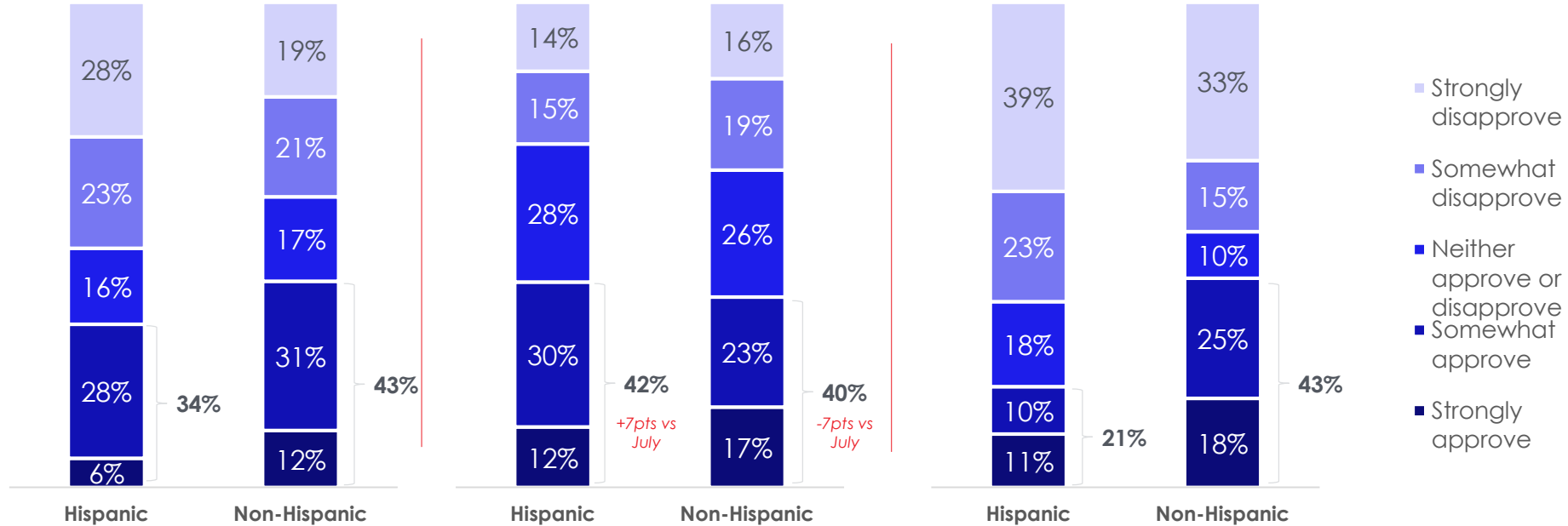
- Strongly disapprove
- Somewhat disapprove
- Neither approve or disapprove
- Somewhat approve
- Strongly approve

JOB APPROVAL TOP TWO BOX: DUCEY: 34% HISPANICS, 43% NON-HISPANICS SINEMA: 42% HISPANICS, 40% NON-HISPANICS MCSALLY: 21% HISPANICS, 43% NON-HISPANICS

Doug Ducey Job Approval

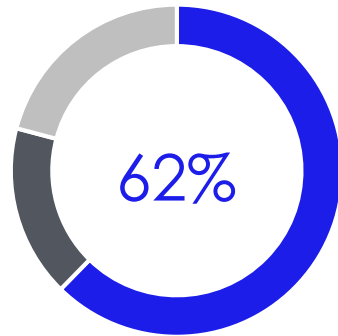
Kyrsten Sinema Job Approval

Martha McSally Job Approval

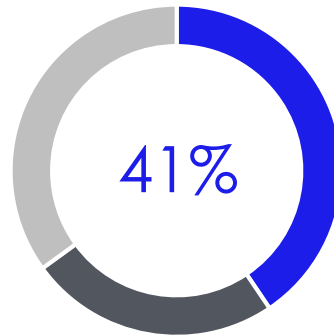


62% HISPANICS, 41% NON-HISPANICS DON'T SUPPORT TRUMP'S POLICIES OR LEADERSHIP STYLE

Trump Policy and Style Opinion



Hispanics



Non-Hispanics

- I don't support Donald Trump's policies or leadership style
- I support Donald Trump's policies but dislike his leadership style
- I support Donald Trump's policies and like his leadership style

THE ISSUES

TOP ISSUES AMONG HISPANICS: HEALTHCARE, ECONOMY/JOB, EDUCATION, COST OF LIVING, CORONAVIRUS

MANY ISSUES OF GREATER IMPORTANCE TO HISPANICS

How important are each of the following issues to you?

Issue Importance TopBox

	Hispanic (Top Box)	Non- Hispanic (Top Box)
Healthcare	69%	63%
Economy / Jobs	66%	63%
Education	66%	47%
Cost of Living	64%	49%
Coronavirus / COVID - 19	63%	56%
Impact of the coronavirus on the economy	60%	62%
Social Security / Medicare	58%	61%
Crime and public safety	57%	58%
Entitlements / social services reform (Medicare, Welfare, etc.)	53%	44%
Climate Change	51%	38%
Taxes	50%	44%
Race Relations	50%	40%

	Hispanic (Top Box)	Non- Hispanic (Top Box)
Police Reform	47%	32%
Immigration reform	47%	37%
National security / Terrorism	46%	56%
Gun control	44%	39%
Social issues like abortion or LGBTQ rights	43%	30%
Military / Veterans	42%	53%
Second amendment rights	41%	40%
The National Debt	40%	37%
Infrastructure investment	38%	34%
Border security	37%	43%
Foreign Policy/International Trade	35%	35%

-KEY ISSUES FOR LIKELY TRUMP VOTERS: ECONOMY/JOB, CRIME AND PUBLIC SAFETY, TAXES

-KEY ISSUES FOR LIKELY BIDEN VOTERS: HEALTHCARE, EDUCATION, CORONAVIRUS

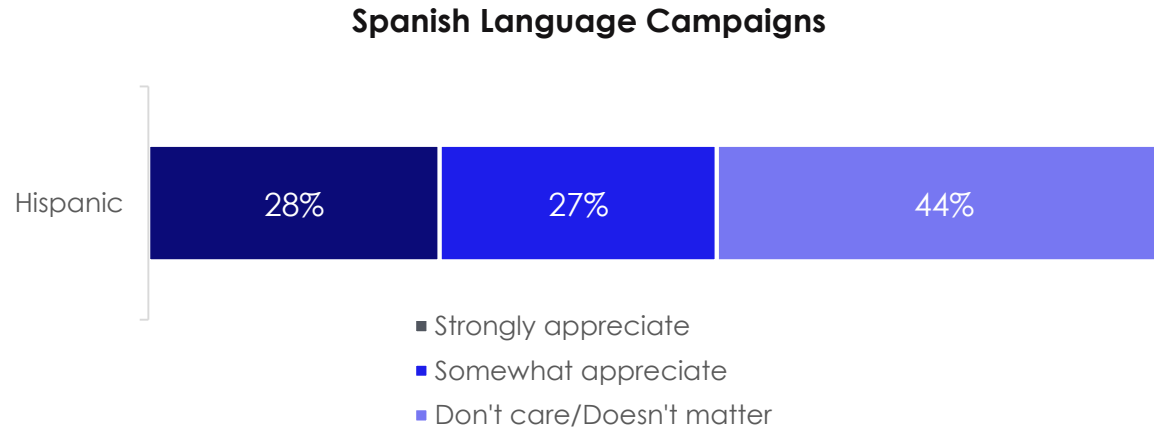
Top 10 issues among definitely/probably <u>Trump</u> voters	% Hispanic Top Box
Economy/Jobs	68%
Crime and Public Safety	65%
Taxes	56%
Cost of Living	55%
Healthcare	54%
Border Security	53%
Impact of the Coronavirus on the Economy	53%
Second Amendment Rights	48%
Social Security/Medicare	45%
Infrastructure Investment	44%

Top 10 issues among definitely/probably <u>Biden</u> voters	% Hispanic Top Box
Healthcare	78%
Education	76%
Coronavirus/COVID-19	73%
Cost of Living	70%
Impact of the Coronavirus on the Economy	66%
Economy/Jobs	66%
Race Relations	66%
Social Security/Medicare	65%
Climate Change	65%
Entitlements/Social Services Reform	62%

THE IMPORTANCE OF SPANISH LANGUAGE

ABOUT 60% OF HISPANICS STRONGLY/SOMEWHAT APPRECIATE CANDIDATES WHO ADVERTISE IN SPANISH

When you follow a political campaign for President, Congress, Senate or Governor, do you appreciate when candidates advertise in Spanish in trying to win your vote?



COMMUNICATING IN SPANISH: -53% OF HISPANICS AGREE POLITICAL PARTIES/CANDIDATES WHO ADVERTISE IN SPANISH WANT THEIR VOTE -41% AGREE IT SHOWS THEM CANDIDATES ARE TRULY INTERESTED IN HISPANICS AND THEIR COMMUNITY

How much do you agree or disagree with each of the following statements? *[Spanish Language Campaigns]*

Statement	Hispanic	
	Agree	Disagree
Political parties and candidates who advertise in Spanish are showing me they want my vote.	53%	14%
When a political party or candidate communicates with me in Spanish, it suggests that they are truly interested in Hispanics and our community.	41%	18%

5 pt Scale: Agree = 4,5, Disagree = 1,2, Neutral = 3 (not reported), No opinion = 0 (Not reported)

Agree and Disagree above will not sum to 100%

Among registered voters 18+

Source: Univision political tracker in collaboration with Media Predict as of September 2020

CORONAVIRUS

- HANDLING APPROVAL**
- EFFECTS ON JOBS**
- SCHOOL REOPENING**

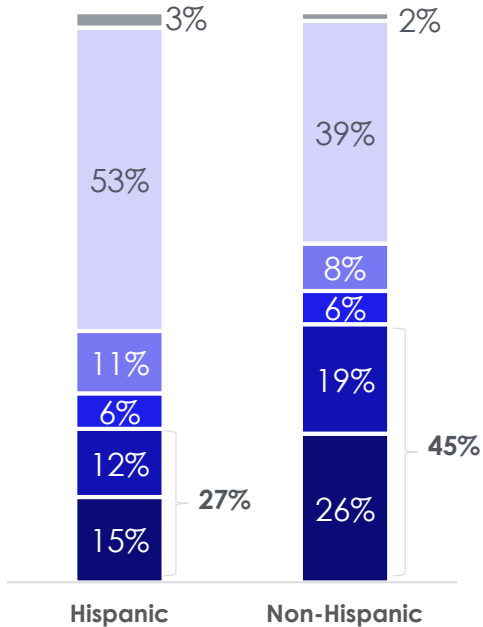
APPROVE TRUMP HANDLING OF CORONAVIRUS TOP TWO BOX:

-HISPANICS 27%, NON-HISPANICS 45%

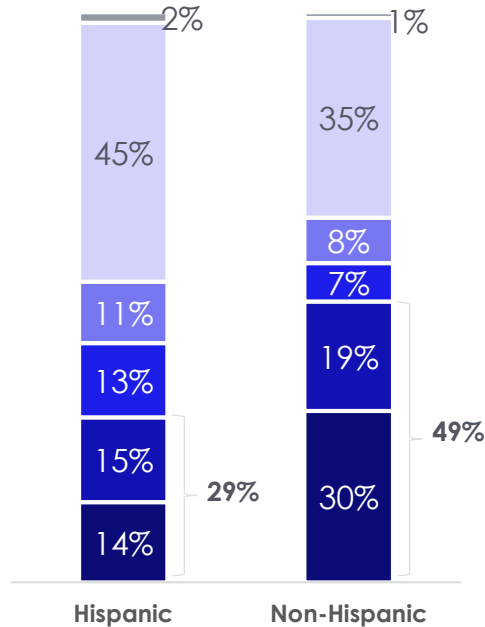
APPROVE TRUMP HANDLING ECONOMIC IMPACT OF CORONAVIRUS TOP TWO BOX:

-HISPANICS 29%, NON-HISPANICS 49%

Trump Handling of Coronavirus



Trump Handling of Economic Impact of Coronavirus



- I don't know/No opinion
- Strongly disapprove
- Somewhat disapprove
- Neither approve nor disapprove
- Somewhat approve
- Strongly approve

Among registered voters 18+
Source: Univision political tracker in collaboration with Media Predict as of September 2020

APPROVE CONGRESS HANDLING OF CORONAVIRUS TOP TWO BOX:

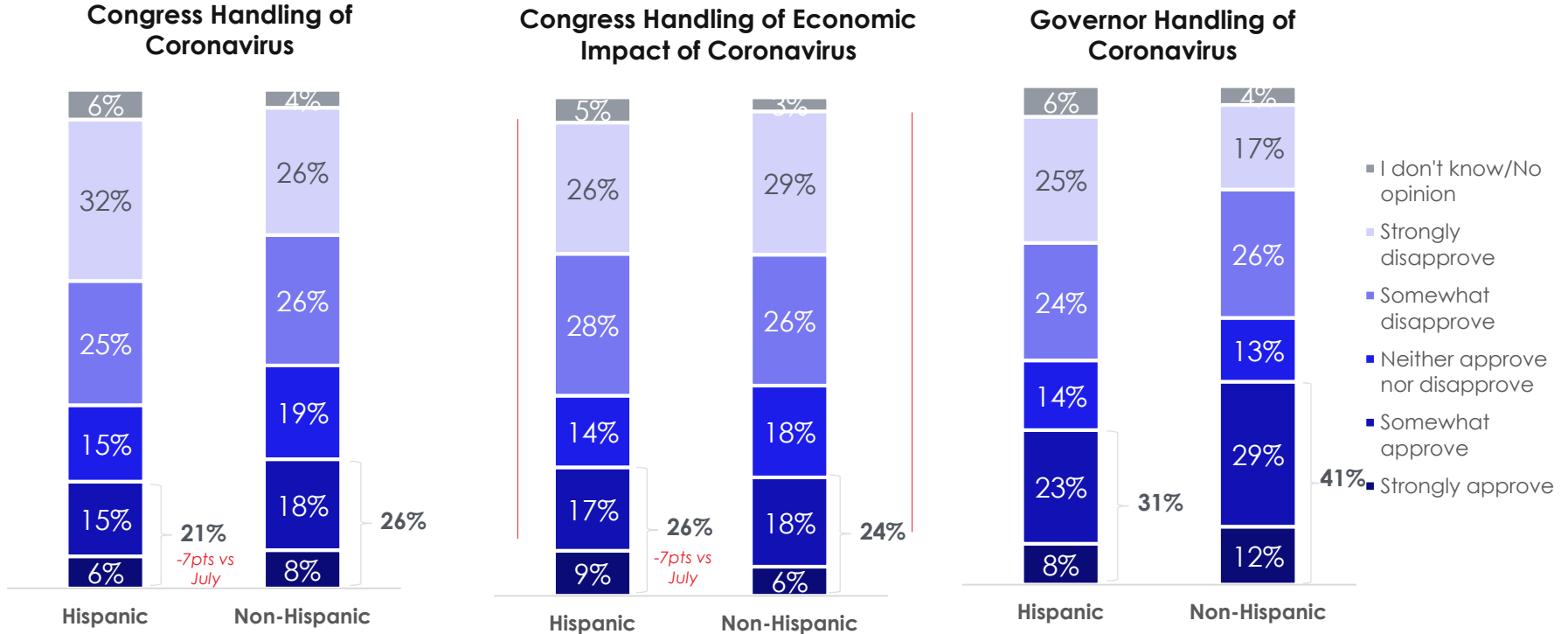
-HISPANICS 21%, NON-HISPANICS 26%

APPROVE CONGRESS HANDLING OF ECONOMIC IMPACT CORONAVIRUS TOP TWO BOX:

-HISPANICS 26%, NON-HISPANICS 24%

APPROVE GOVERNOR HANDLING OF CORONAVIRUS TOP TWO BOX:

-HISPANICS 31%, NON-HISPANICS 41%



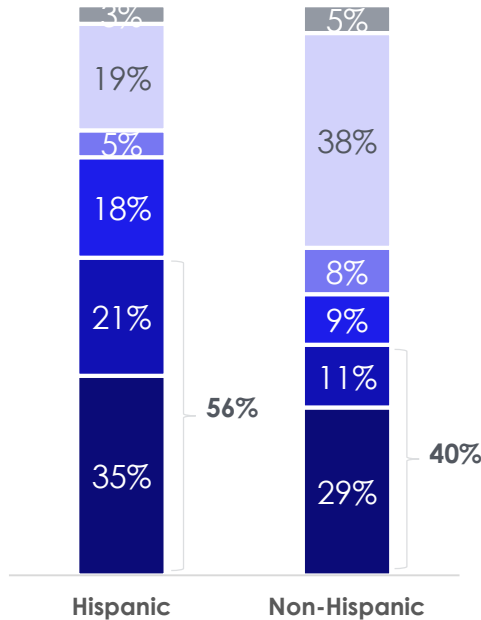
BIDEN HANDLING OF CORONAVIRUS WOULD BE BETTER TOP TWO BOX:

-HISPANICS 56%, NON-HISPANICS 40%

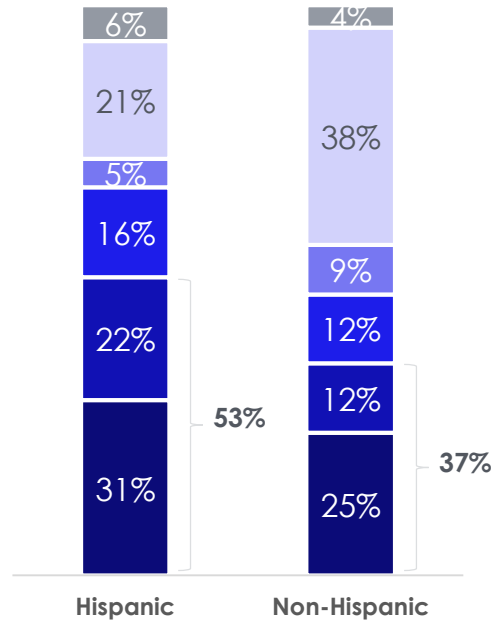
BIDEN HANDLING OF ECONOMIC IMPACT OF CORONAVIRUS WOULD BE BETTER TOP TWO BOX:

-HISPANICS 53%, NON-HISPANICS 37%

Biden Handling of Coronavirus – Better or Worse



Biden Handling of Economic Impact of Coronavirus – Better or Worse



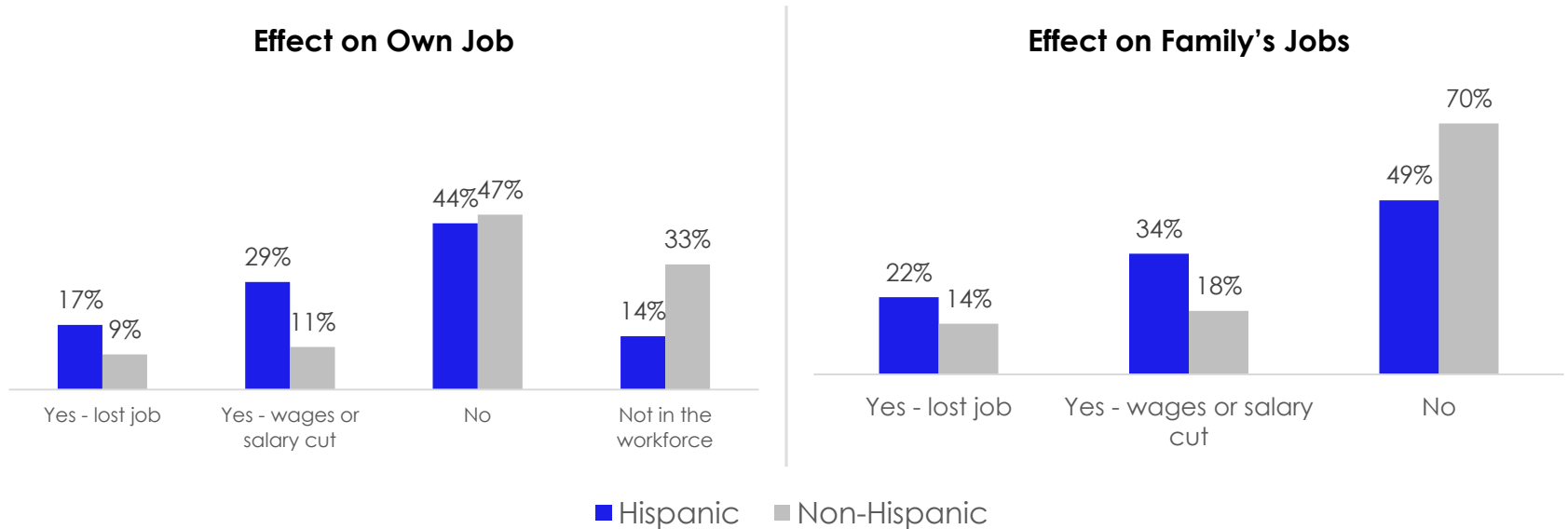
- I don't know/No opinion
- Much worse
- Somewhat worse
- Neither better nor worse
- Somewhat better
- Much better

Among registered voters 18+
Source: Univision political tracker in collaboration with Media Predict as of September 2020

**CORONAVIRUS EFFECT ON JOB:
 -HIGHER % OF HISPANICS HAVE LOST JOB OR SEEN WAGES/SALARY CUT THAN NON-HISPANICS
 -HIGHER % OF HISPANICS HAVE SEEN SOMEONE IN FAMILY LOSE JOB OR HAD WAGES/SALARY CUT THAN NON-HISPANICS**

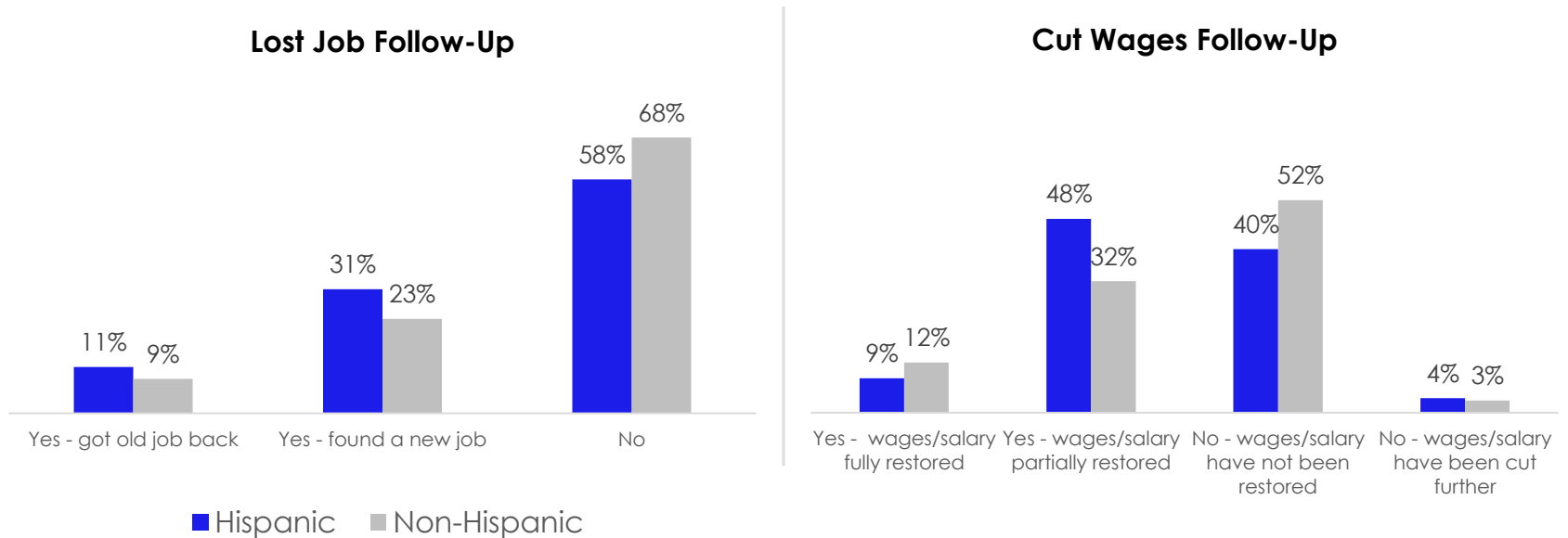
Have you lost your job or have your wages or salary been cut because of the coronavirus?

Besides you, has anyone in your family lost their job or have your wages or salary been cut because of the coronavirus?



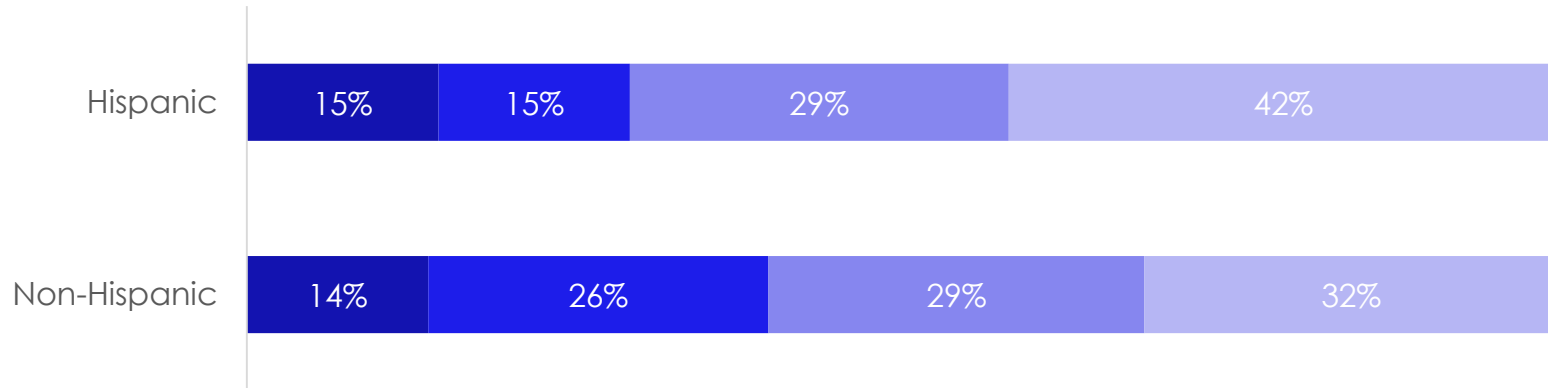
-AMONG THOSE WHO LOST JOB, OVER 55% HAVE NOT GOTTEN JOB BACK; HISPANICS MORE LIKELY TO HAVE FOUND A NEW ONE
-AMONG THOSE WHO HAD WAGES CUT, OVER 40% HAVE NOT HAD WAGES RESTORED; MORE THAN HALF HAVE SEEN WAGES/SALARY FULLY/PARTIALLY RESTORED

*You answered that you had lost your job due to the coronavirus, have you since gotten your job back or found a new one?
 You answered that you had your wages or salary cut due to the coronavirus, have you since had your wages/salary restored?*



**-42% OF HISPANICS, 32% NON-HISPANICS AGREE THAT SCHOOLS SHOULD NOT PHYSICALLY RE-OPEN THIS FALL, CONTINUE TO DO ONLINE EDUCATION ONLY
-29% OF RESPONDENTS AGREE WITH “HYBRID” OPTION, SPLIT BETWEEN IN-PERSON AND ONLINE EDUCATION**

Which of the following statements do you agree with most?



- Schools should physically open in the fall and operate as they have before the coronavirus
- Schools should physically open in the fall but only with adjustments to protect against the coronavirus
- Schools should open this fall with a “hybrid” option where students split their time between in-person and on-line education (i.e. half the students are physically at school at any time and the other half are on-line)
- Schools should not physically open in the fall and we should continue to do on-line education only

COVID-19/ECONOMY STATEMENTS

-MAJORITY OF RESPONDENTS BELIEVE THE ECONOMY WILL GET WORSE IF COVID CASES RISE; ARE VERY WORRIED ABOUT WHAT IS HAPPENING

-ABOUT 50% OF RESPONDENTS EXPECT PERSONAL ECONOMIC SITUATION TO GET BETTER IN NEXT FEW YEARS

HISPANICS FAR GREATER AGREEMENT:

-I EXPECT THE CORONAVIRUS WILL HURT MY PERSONAL ECONOMIC SITUATION SIGNIFICANTLY

-I AM WORRIED ABOUT MAKING OTHER PAYMENTS LIKE PHONE, CREDIT CARD, AND CAR PAYMENTS OVER THE NEXT FEW MONTHS

-THE IMPACT OF THE CORONAVIRUS HAS HURT MY PERSONAL ECONOMIC SITUATION SIGNIFICANTLY ALREADY

How much do you agree or disagree with each of the following statements? [Coronavirus crisis and the economy – 1 of 3]

Statement	Hispanic		Non-Hispanic	
	Agree	Disagree	Agree	Disagree
I believe the economy will get worse if COVID cases rise	76%	9%	73%	11%
I am very worried about what is happening to the economy	67%	12%	73%	12%
I expect my personal economic situation to get better in the next few years	56%	14%	50%	17%
I have already cut back my spending significantly in reaction to the coronavirus	53%	20%	52%	25%
I expect that the coronavirus will hurt my personal economic situation significantly	52%	20%	37%	34%
I am worried about making other payments, like phone, credit card, and car payments, over the next few months	49%	29%	29%	52%
The impact of the coronavirus has hurt my personal economic situation significantly already	47%	26%	36%	41%

5 pt Scale: Agree = 4,5, Disagree = 1,2, Neutral = 3 (not reported), No opinion = 0 (Not reported)

Agree and Disagree above will not sum to 100%

Among registered voters 18+

Source: Univision political tracker in collaboration with Media Predict as of September 2020



-ABOUT HALF OF RESPONDENTS BELIEVE THE ECONOMY WILL BOUNCE BACK AS SOON AS THE RESTRICTIONS RELATED TO CORONAVIRUS ARE LIFTED; ABOUT 40% EXPECT THEIR SPENDING WILL RETURN TO PRE-CORONAVIRUS LEVELS ONCE THE ECONOMY REOPENS

HISPANICS GREATER AGREEMENT:

-I AM WORRIED ABOUT MAKING MY MORTGAGE/RENT PAYMENT OVER THE NEXT FEW MONTHS

-I HAVE STARTED TO SPEND MORE THAN I WAS SPENDING IN FIRST FEW MONTHS OF PANDEMIC

-HISPANICS LOWER AGREEMENT: ECONOMIC PROBLEMS CAUSED BY LOCKDOWN WILL HURT MORE PEOPLE THAN THE CORONAVIRUS

How much do you agree or disagree with each of the following statements? [Coronavirus crisis and the economy – 2 of 3]

Statement	Hispanic		Non-Hispanic	
	Agree	Disagree	Agree	Disagree
I believe that the economy will bounce back as soon as the restrictions related to coronavirus are lifted	46%	32%	49%	34%
I am worried about making my mortgage/rent payment over the next few months	44%	32%	25%	53%
The economic problems caused by the lockdown of the country will hurt more people than the coronavirus	43%	28%	54%	25%
I expect that my spending will return to pre-coronavirus levels once the economy reopens	43%	25%	39%	27%
I have started to spend more than I was spending in the first few months of the coronavirus pandemic	43%	32%	27%	46%
I am confident that Social Security and Medicare benefits will be available to me when I retire, similarly to current retirees	42%	36%	44%	30%
I am more worried about the economy than I am about the coronavirus	36%	37%	44%	36%

5 pt Scale: Agree = 4,5, Disagree = 1,2, Neutral = 3 (not reported), No opinion = 0 (Not reported)

Agree and Disagree above will not sum to 100%

Among registered voters 18+

Source: Univision political tracker in collaboration with Media Predict as of September 2020



-ABOUT ONE THIRD OF RESPONDENTS ARE MORE CONFIDENT ABOUT PERSONAL ECONOMIC SITUATION THAN IN FIRST FEW MONTHS OF PANDEMIC; EXPECT INCOME WILL RETURN TO PRE-CORONAVIRUS LEVELS ONCE ECONOMY REOPENS

RESPONDENTS DISAGREE:

-THE HEALTH RISK OF THE CORONAVIRUS IS OVERBLOWN

-I BELIEVE I WILL LOSE MY JOB/HAVE WAGES CUT SOMETIME IN THE NEXT FEW MONTHS

How much do you agree or disagree with each of the following statements? [Coronavirus crisis and the economy – 3 of 3]

Statement	Hispanic		Non-Hispanic	
	Agree	Disagree	Agree	Disagree
I am more confident about my personal economic situation than I was in the first few months of the coronavirus pandemic	36%	25%	38%	26%
I expect that my income will return to pre-coronavirus levels once the economy reopens	35%	20%	35%	20%
The health risk of the coronavirus is overblown	32%	44%	34%	53%
I believe that my wages/salary will be cut sometime in the next few months	31%	31%	18%	43%
I believe that I will lose my job sometime in the next few months	25%	42%	10%	53%

5 pt Scale: Agree = 4,5, Disagree = 1,2, Neutral = 3 (not reported), No opinion = 0 (Not reported)

Agree and Disagree above will not sum to 100%

Among registered voters 18+

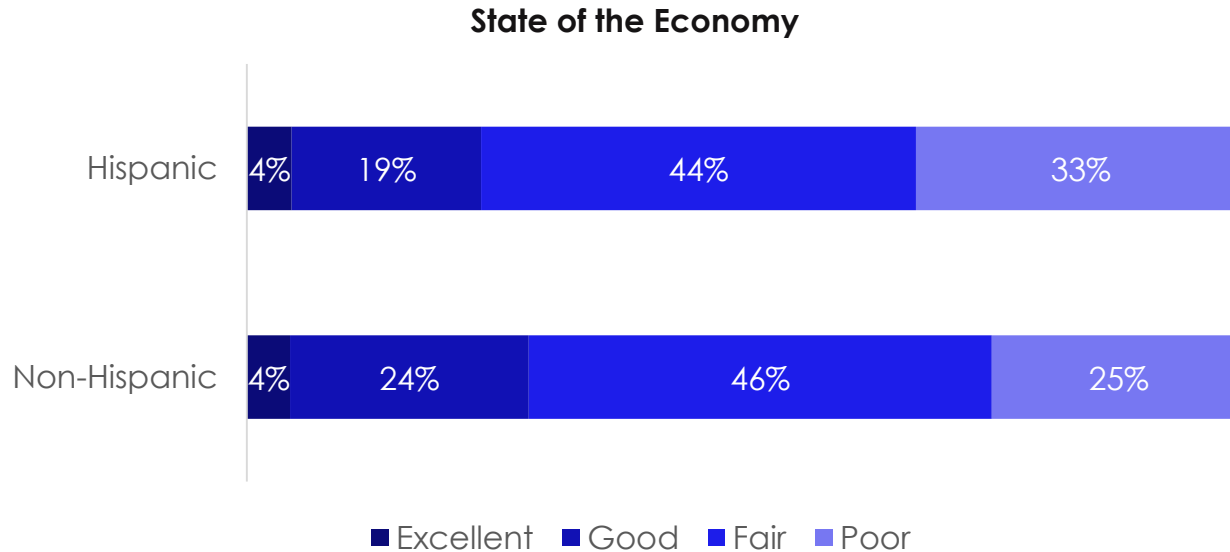
Source: Univision political tracker in collaboration with Media Predict as of September 2020



ECONOMY

4% OF RESPONDENTS RATE THE ECONOMY AS EXCELLENT; 33% OF HISPANICS, 25% NON-HISPANICS RATE IT AS POOR

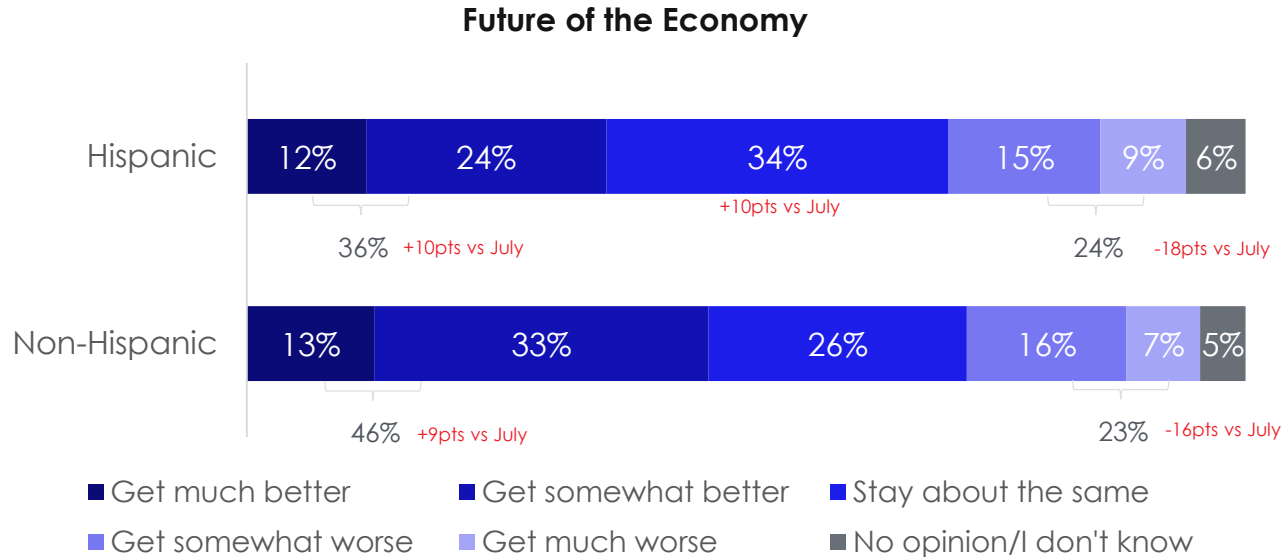
How would you rate the economy of the United States right now?



HOW WILL THE ECONOMY BE OVER NEXT FEW MONTHS?

-MUCH/SOMEWHAT BETTER: HISPANIC 36%, NON-HISPANIC 46%
-MUCH/SOMEWHAT WORSE: HISPANIC 24%, NON-HISPANIC 23%

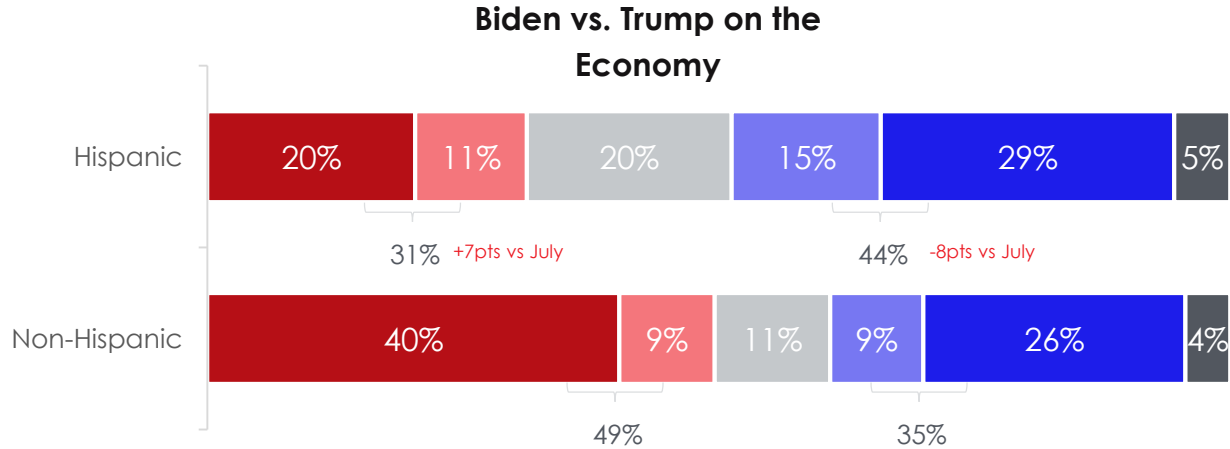
Thinking ahead to a few months from now... Do you believe the economy will get better, get worse, or stay about the same as it is now?



ECONOMY WILL DO BETTER TOP TWO BOX:

- IF BIDEN ELECTED: HISPANICS 44%, NON-HISPANICS 35%
- IF TRUMP REELECTED: HISPANICS 31%, NON-HISPANICS 49%

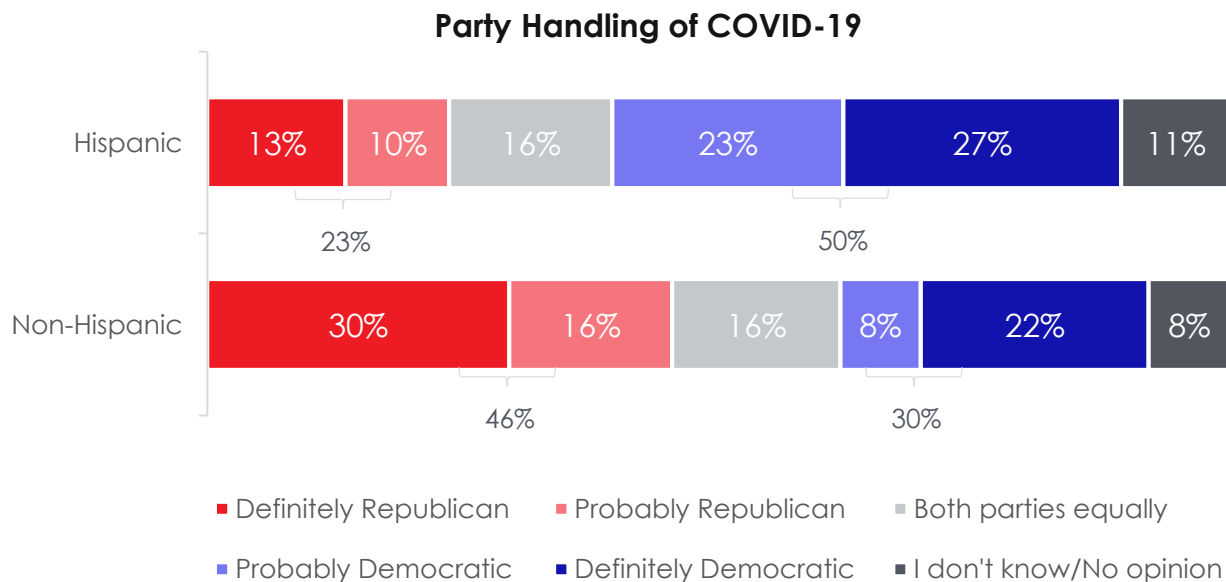
Will the economy do better if President Trump is reelected or if Joe Biden is elected president?



- Much better if President Trump is reelected
- Somewhat better if President Trump is reelected
- The economy will perform the same regardless of the election
- Somewhat better if Joe Biden is elected
- Much better if Joe Biden is elected
- No opinion/I don't know

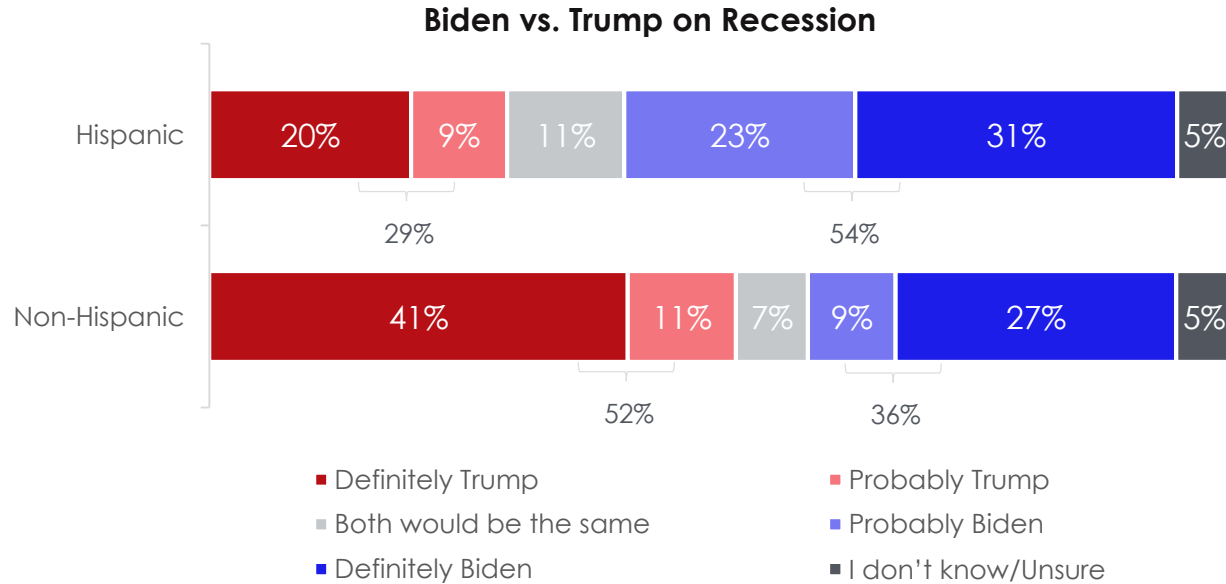
PARTY BETTER ABLE TO HANDLE ECONOMIC IMPACT OF THE VIRUS TOP TWO BOX:
-HISPANICS: DEMOCRATIC 50%, REPUBLICAN 23%
-NON-HISPANICS: DEMOCRATIC 30%, REPUBLICAN 46%

Which party is better able to handle the economic impact of the coronavirus?



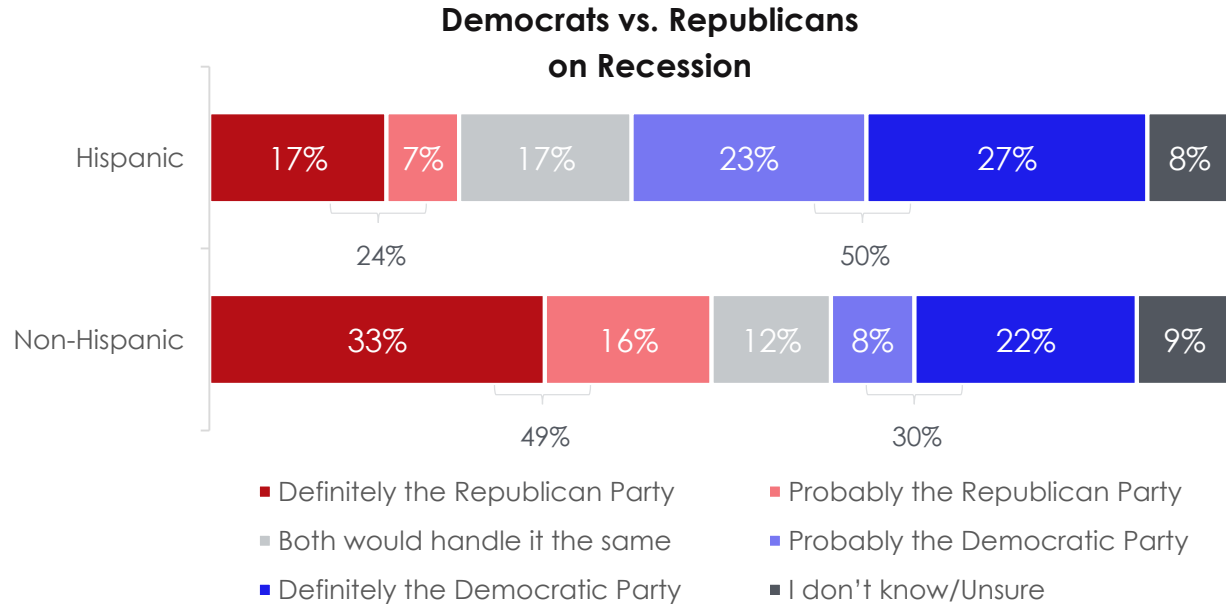
**PRESIDENTIAL CANDIDATE BEST ABLE TO HANDLE AN ECONOMIC RECESSION TOP TWO BOX:
 -BIDEN: HISPANICS 54%, NON-HISPANICS 36%
 -TRUMP: HISPANICS 29%, NON-HISPANICS 52%**

Which presidential candidate would best be able to handle an economic recession, President Donald Trump or Joe Biden?



POLITICAL PARTY BEST ABLE TO HANDLE AN ECONOMIC RECESSION TOP TWO BOX:
-REPUBLICAN: HISPANICS 24%, NON-HISPANICS 49%
-DEMOCRATIC: HISPANICS 50%, NON-HISPANICS 30%

Which political party would best be able to handle an economic recession, the Republican Party or the Democratic Party?



HEALTHCARE

ABOUT 60% OF RESPONDENTS RANK BRINGING DOWN PRICE OF HEALTH INSURANCE DEDUCTIBLES, COPAYS, AND PREMIUMS AS TOP HEALTHCARE PRIORITY IMPROVING ACCESS TO HEALTH CARE SECOND MOST IMPORTANT FOR HISPANICS

Other than the ongoing Coronavirus issues, which TWO of the following do you believe should be the top priorities when it comes to our nation's health care system...

Please rank the two top priorities when it comes to our nation's health care system, with 1 being the most important, and 2 being the 2nd most important.

Statement	Hispanic		Non-Hispanic	
	Selected	Rank Index	Selected	Rank Index
Bringing down the price of health insurance deductibles, copays and premiums	55%	143	61%	163
Improving access to health care	45%	120	37%	93
Lowering the price of prescription drugs	37%	89	55%	132
Ensuring that the latest drugs and treatments are available to patients	37%	89	27%	64
Dealing with the opioid/painkiller addiction epidemic	26%	60	20%	48

*The rank index is calculated by combining both how often each statement was chosen, and the ranking of each respondent's top 2 statements

MAJORITY OF RESPONDENTS AGREE:**-DRUG ABUSE IS A SERIOUS PUBLIC HEALTH ISSUES****-PEOPLE SHOULD BE REQUIRED TO WEAR FACEMASKS AND MAINTAIN SOCIAL DISTANCING UNTIL THREAT FROM CORONAVIRUS IS GONE****-ABOUT 55% OF RESPONDENTS AGREE BEST WAY TO ADDRESS HEALTHCARE ISSUES IN THE U.S. IS TO IMPROVE CURRENT SYSTEM, INCLUDING IMPROVING AFFORDABLE CARE ACT****-HISPANICS LOWER AGREEMENT: I AM GENERALLY SATISFIED WITH MY HEALTHCARE COVERAGE****HISPANICS GREATER AGREEMENT:****-GOVT FUNDED HEALTH INSURANCE SHOULD BE AVAILABLE TO EVERYONE IN THE U.S.****-GOVT SHOULD ELIMINATE ALL PRIVATE HEALTH INSURANCE AND REPLACE IT WITH GOVT RUN PROGRAM***How much do you agree or disagree with each of the following statements? [Healthcare - 1 of 2]*

Statement	Hispanic		Non-Hispanic	
	Agree	Disagree	Agree	Disagree
Drug abuse is a serious public health issue in the United States.	76%	10%	84%	5%
People should be required to wear facemasks in public until the threat from coronavirus is gone	70%	14%	73%	15%
People should be required to maintain social distancing (i.e., stay at least 6 feet away from other people) until the threat from coronavirus is gone	68%	12%	78%	11%
Government funded health insurance should be available to everyone in the United States.	64%	14%	52%	33%
The best way to address healthcare issues in the United States is to improve the current system, including improving the Affordable Care Act (also known as Obamacare).	55%	15%	54%	26%
I am generally satisfied with my healthcare coverage.	53%	19%	67%	17%
Medicare For All (that includes the elimination of all private health insurance) would not negatively impact the quality or availability of healthcare services in the United States.	41%	25%	35%	42%
The Government should eliminate all private health insurance and replace it with a Government-run program like Medicare.	38%	28%	25%	54%

5 pt Scale: Agree = 4,5, Disagree = 1,2, Neutral = 3 (not reported), No opinion = 0 (Not reported)

Agree and Disagree above will not sum to 100%

Among registered voters 18+

Source: Univision political tracker in collaboration with Media Predict as of September 2020



-HISPANICS LOWER AGREEMENT MEDICAID/MEDICARE ARE WORKING WELL NOW RESPONDENTS DISAGREE:

-GOVT FUNDS SHOULD BE USED TO PAY FOR ABORTIONS; ABORTIONS SHOULD BE AVAILABLE ANY TIME DURING PREGNANCY
-IN ORDER TO PAY FOR UNIVERSAL GOVT FUNDED HEALTH INSURANCE, GOVT SHOULD RAISE MY TAXES

How much do you agree or disagree with each of the following statements? **[Healthcare - 2 of 2]**

Statement	Hispanic		Non-Hispanic	
	Agree	Disagree	Agree	Disagree
Abortion should be legal only in the first trimester of pregnancy	38%	31%	37%	37%
Medicaid and Medicare are working well now.	34%	26%	45%	23%
In order to pay for universal government funded health insurance, the govt should raise my taxes.	26%	43%	26%	55%
Government funds should be used to pay for abortions.	22%	52%	22%	54%
Abortion should be available to a woman at any time during her pregnancy	20%	52%	35%	48%

5 pt Scale: Agree = 4,5, Disagree = 1,2, Neutral = 3 (not reported), No opinion = 0 (Not reported)

Agree and Disagree above will not sum to 100%

Among registered voters 18+

Source: Univision political tracker in collaboration with Media Predict as of September 2020

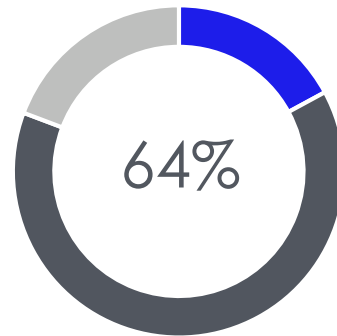


EDUCATION

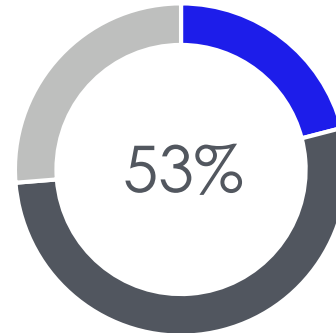
64% OF HISPANICS, 53% NON-HISPANICS BELIEVE THE COUNTRY'S K-12 PUBLIC SCHOOL SYSTEM NEEDS SIGNIFICANT REFORM

State of the Education System

Do you believe that the country's K-12 public school system is working well as it is, does it need significant reforms, or does it need a complete overhaul?



Hispanics



Non-Hispanics

- It needs a complete overhaul
- It needs significant reform
- It is working well as it is

HISPANICS GREATER AGREEMENT:

-THE FEDERAL GOVT SHOULD PAY DOWN STUDENT LOANS FOR MORE PEOPLE WHO BORROWED MONEY TO GO TO COLLEGE

-PUBLIC UNIVERSITIES/COMMUNITY COLLEGES SHOULD BE FREE TO ATTEND AND PAID FOR BY TAXPAYERS

-MORE MONEY NEEDS TO BE SPEND ON PUBLIC SCHOOLS EVEN IF IT MEANS RAISING MY TAXES SIGNIFICANTLY

-OVER 55% OF RESPONDENTS BELIEVE MORE EMPHASIS SHOULD BE PLACED ON TRADE SCHOOLS (NON-HISPANICS HIGHER)

-ABOUT HALF AGREE PUBLIC SCHOOLS IN NEIGHBORHOOD ARE GOOD

-HISPANICS LOWER AGREEMENT GIVING PARENTS CHOICES THROUGH VOUCHERS OR CHARTER SCHOOLS BEST WAY TO HELP CHILDREN IN DISTRICTS WITH POORLY PERFORMING SCHOOLS

How much do you agree or disagree with each of the following statements? [Education – 1 of 2]

Statement	Hispanic		Non-Hispanic	
	Agree	Disagree	Agree	Disagree
The federal government should pay down student loans for more people who borrowed money to go to college.	60%	25%	37%	39%
More emphasis should be placed on trade schools.	56%	11%	66%	7%
The public schools in my neighborhood are good.	50%	16%	55%	15%
Public universities and community colleges should be free to attend and paid for by taxpayers.	48%	26%	35%	46%
More money needs to be spent on public schools even if it means raising my taxes significantly	46%	31%	37%	35%
Giving parents choices in schools through either vouchers or charter schools is the best way to help children in districts with poorly performing schools.	44%	17%	50%	18%
Giving underperforming public schools more money is the best way to help them improve.	42%	22%	38%	36%

5 pt Scale: Agree = 4.5, Disagree = 1.2, Neutral = 3 (not reported), No opinion = 0 (Not reported)

Agree and Disagree above will not sum to 100%

Among registered voters 18+

Source: Univision political tracker in collaboration with Media Predict as of September 2020



MIXED FEELINGS- ABOUT 40% OF RESPONDENTS AGREE:**-CHARTER SCHOOLS ARE A GOOD WAY TO PROVIDE BETTER EDUCATION OPTIONS FOR PARENTS AND STUDENTS****-CHARTER SCHOOLS USE MONEY THAT WOULD BE BETTER SPENT IN TRADITIONAL PUBLIC SCHOOLS****HISPANICS MORE LIKELY TO AGREE A COLLEGE EDUCATION IS THE ONLY WAY TO A GOOD-PAYING JOB***How much do you agree or disagree with each of the following statements? [Education – 2 of 2]*

Statement	Hispanic		Non-Hispanic	
	Agree	Disagree	Agree	Disagree
Charter schools are a good way to provide better education options for parents and students.	41%	20%	44%	23%
Charter schools use money that would be better spent in traditional public schools.	41%	19%	41%	25%
A college education is the only way to a good-paying job.	39%	38%	31%	46%

5 pt Scale: Agree = 4,5, Disagree = 1,2, Neutral = 3 (not reported), No opinion = 0 (Not reported)

Agree and Disagree above will not sum to 100%

Among registered voters 18+

Source: Univision political tracker in collaboration with Media Predict as of September 2020



**PUBLIC SAFETY
POLICE REFORM
PROTESTS**

-MAJORITY OF RESPONDENTS AGREE STRICTER BACKGROUND CHECKS ON THE SALE OF GUNS BEST WAY TO REDUCE GUN VIOLENCE; SUPPORT SECOND AMENDMENT GUN RIGHTS
 -ABOUT 50% BELIEVE STRICTER GUN CONTROL LAWS WOULD REDUCE CRIME
 -HISPANICS FAR LOWER AGREEMENT LOCAL AND STATE AUTHORITIES SHOULD COOPERATE WITH FEDERAL IMMIGRATION AUTHORITIES

RESPONDENTS DISAGREE:

-I FEEL LESS SAFE IN MY NEIGHBORHOOD THAN I DID A YEAR AGO
 -CRIME IS GETTING WORSE IN MY NEIGHBORHOOD

How much do you agree or disagree with each of the following statements? **[Public Safety]**

Statement	Hispanic		Non-Hispanic	
	Agree	Disagree	Agree	Disagree
Stricter background checks on the sale of guns is the best way to reduce gun violence	70%	15%	66%	20%
I support Second Amendment gun rights	59%	17%	65%	16%
Assault rifles should be banned	59%	25%	60%	26%
I believe that stricter gun control laws would reduce crime	47%	27%	49%	36%
Local and State authorities should cooperate with federal immigration authorities	47%	27%	66%	11%
I feel less safe in my neighborhood than I did a year ago	29%	39%	29%	47%
Crime is getting worse in my neighborhood	27%	35%	22%	47%

5 pt Scale: Agree = 4,5, Disagree = 1,2, Neutral = 3 (not reported), No opinion = 0 (Not reported)

Agree and Disagree above will not sum to 100%

Among registered voters 18+

Source: Univision political tracker in collaboration with Media Predict as of September 2020



- HISPANICS FAR GREATER AGREEMENT: THE CRIMINAL JUSTICE SYSTEM IN THE U.S. TREATS MINORITIES UNFAIRLY
- HISPANICS GREATER DISAGREEMENT: I BELIEVE THAT POLICE IN THE U.S. GENERALLY TREAT MINORITIES FAIRLY
- ABOUT 50% OF HISPANICS, 70% OF NON-HISPANICS AGREE: POLICE MAKE MY NEIGHBORHOOD SAFER; I TRUST THE POLICE IN MY NEIGHBORHOOD; MY LOCAL POLICE DO A GOOD JOB
- MAJORITY OF RESPONDENTS DISAGREE MY LOCAL GOVT SHOULD COMPLETELY DEFUND THE POLICE/SHOULD SIGNIFICANTLY REDUCE RESOURCES FOR POLICE AND USE MONEY FOR OTHER PURPOSES

How much do you agree or disagree with each of the following statements? **[Police Reform]**

Statement	Hispanic		Non-Hispanic	
	Agree	Disagree	Agree	Disagree
The criminal justice system in the United States treats minorities unfairly	59%	22%	41%	37%
The police make my neighborhood safer	58%	14%	71%	8%
I trust the police in my neighborhood	55%	24%	72%	10%
My local police do a good job	54%	16%	72%	9%
Less police in my neighborhood would cause crime to go up significantly	48%	24%	60%	18%
I believe that police in the United States generally treat minorities fairly	36%	44%	51%	31%
My local government should significantly reduce the resources for police and use the money for other purposes	34%	40%	18%	66%
My local government should completely defund the police	28%	49%	12%	74%

5 pt Scale: Agree = 4,5, Disagree = 1,2, Neutral = 3 (not reported), No opinion = 0 (Not reported)

Agree and Disagree above will not sum to 100%

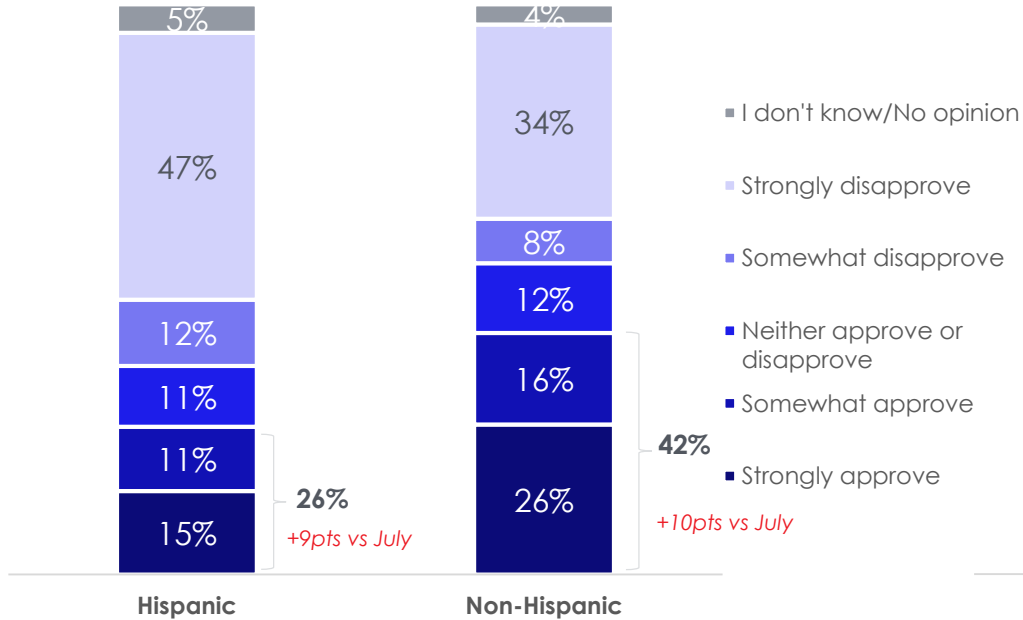
Among registered voters 18+

Source: Univision political tracker in collaboration with Media Predict as of September 2020

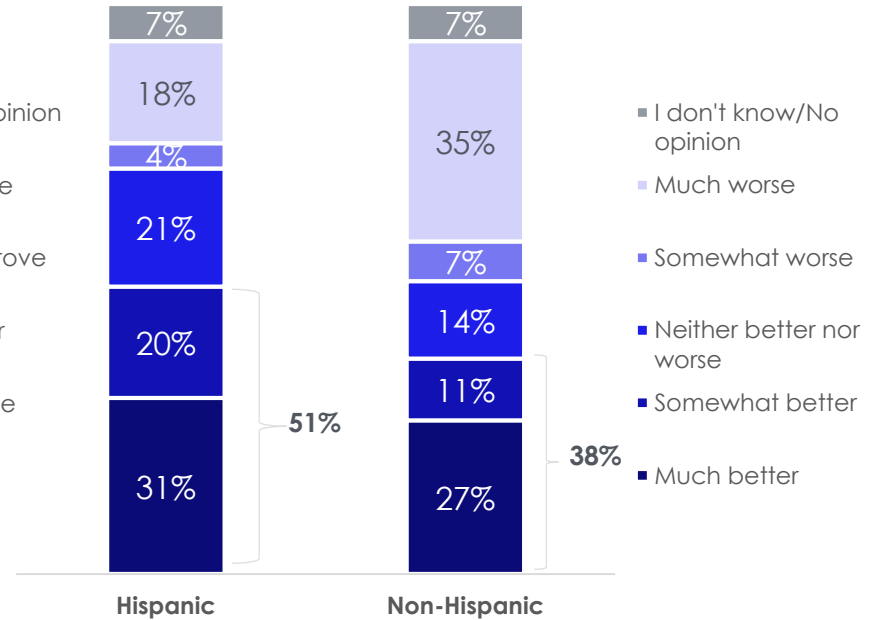


**TRUMP APPROVE HANDLING OF PROTEST TOP TWO BOX:
 -STRONGLY/SOMEWHAT APPROVE: HISPANICS 25%, NON-HISPANICS 42%
 BIDEN HANDLING OF PROTESTS BETTER OR WORSE TOP TWO BOX:
 -SOMEWHAT/MUCH BETTER: 51% HISPANICS, NON-HISPANICS 38%**

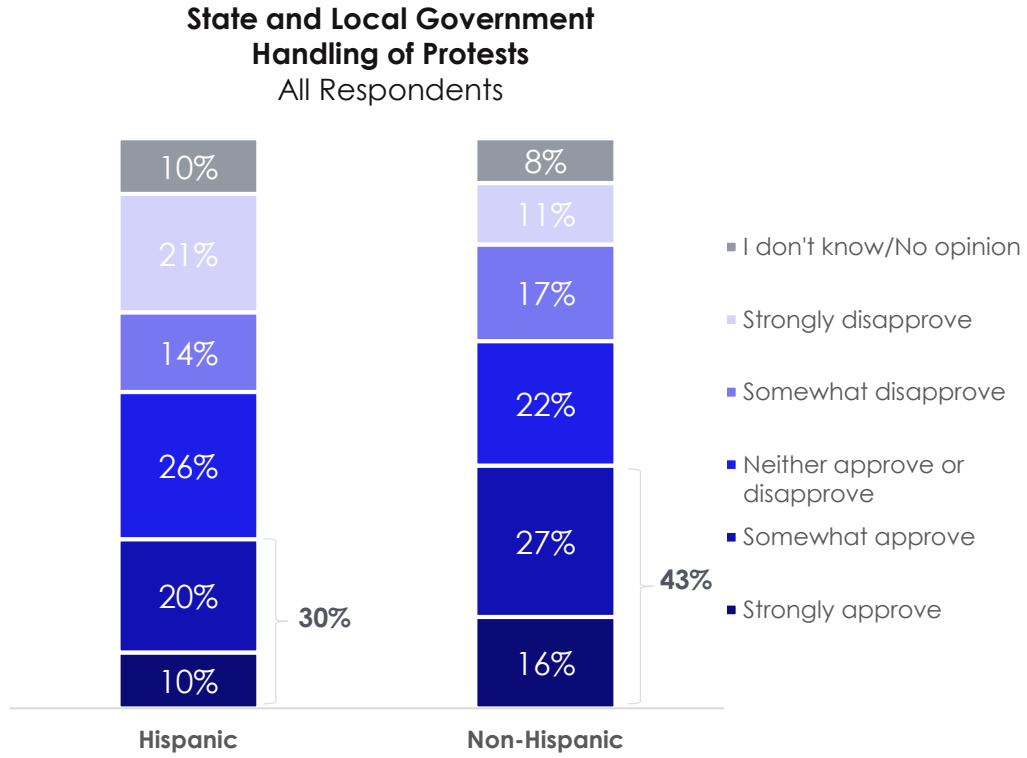
Trump Handling of Protests
All Respondents



Biden Handling of Protests Better or Worse
All Respondents



STATE AND LOCAL GOVT HANDLING OF PROTESTS TOP TWO BOX: 30% HISPANICS, 43% NON-HISPANICS STRONGLY/SOMEWHAT APPROVE



Among registered voters 18+
Source: Univision political tracker in collaboration with Media Predict as of September 2020

MAJORITY OF RESPONDENTS AGREE THE LOOTING AND DESTRUCTION OF PROPERTY DURING THE PROTESTS SHOULD HAVE BEEN STOPPED IMMEDIATELY; PEOPLE THAT HAVE BEEN LOOTING AND DAMAGING PROPERTY SHOULD BE ARRESTED AND PROSECUTED; I BELIEVE OUTSIDE ORGANIZED GROUPS HAVE BEEN MOSTLY RESPONSIBLE; I AM VERY CONCERNED ABOUT THE VIOLENCE AND LOOTING OCCURRING IN SOME AMERICAN CITIES

-ABOUT 60% OF RESPONDENTS APPROVE OF THE NON-VIOLENT PROTESTS; HAVE BECOME MORE CONCERNED OVER THE PAST FEW WEEKS ABOUT THE VIOLENCE AND LOOTING THAT IS OCCURRING IN SOME AMERICAN CITIES

How much do you agree or disagree with each of the following statements? [Race Relations]

Statement	Hispanic		Non-Hispanic	
	Agree	Disagree	Agree	Disagree
The people that have been looting and damaging property should be arrested and prosecuted	78%	7%	83%	6%
The looting and destruction of property during the protests should have been stopped immediately	72%	10%	80%	6%
I am very concerned about the violence and looting that is occurring in some American cities	64%	16%	76%	9%
I believe that organized outside groups have been mostly responsible for the violence and damage to property during the protests	62%	16%	71%	9%
I approve of the non-violent protests that started after the death of George Floyd in June 2020	61%	17%	60%	23%
I have become more concerned over the past few weeks about the violence and looting that is occurring in some American cities	59%	16%	64%	14%
If necessary, the national guard should be called in to help local law enforcement	48%	24%	68%	15%
If necessary, the United States Armed Forces should be called in to help local law enforcement	44%	33%	57%	25%

5 pt Scale: Agree = 4,5, Disagree = 1,2, Neutral = 3 (not reported), No opinion = 0 (Not reported)

Agree and Disagree above will not sum to 100%

Among registered voters 18+

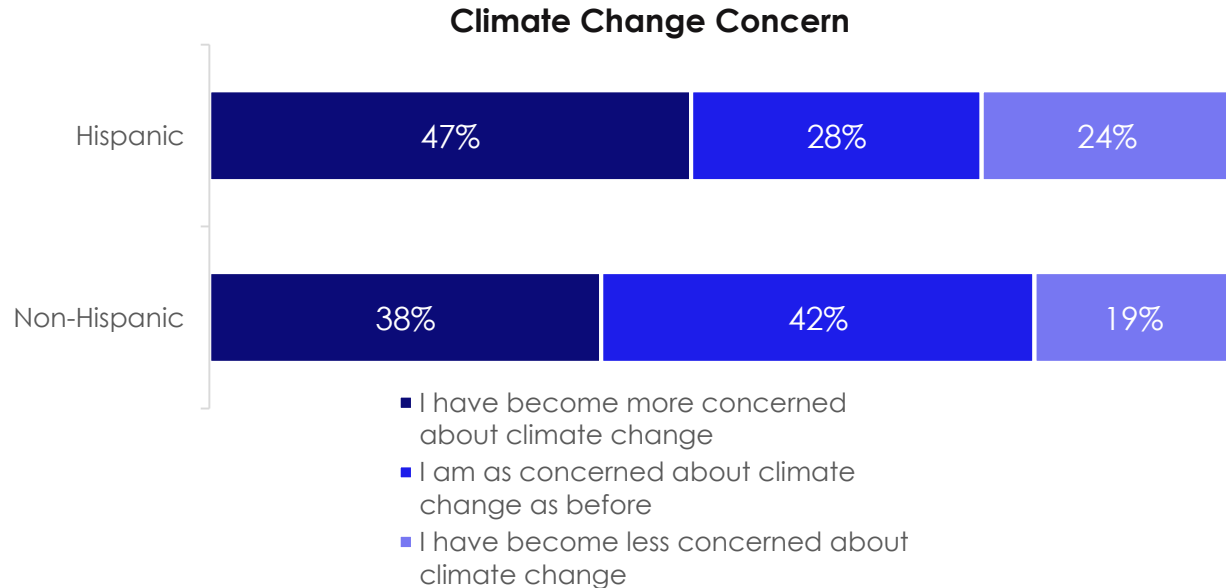
Source: Univision political tracker in collaboration with Media Predict as of September 2020



CLIMATE CHANGE

OVER THE PAST YEAR OR SO, 47% OF HISPANICS AND 38% OF NON-HISPANICS HAVE BECOME MORE CONCERNED ABOUT CLIMATE CHANGE

On the issue of climate change, over the past year or so have you become more concerned about this issue, less concerned about it, or about the same as before?



HISPANICS GREATER AGREEMENT:**-CLIMATE CHANGE IS A VERY BIG THREAT TO THE PLANET****-A RESULT OF HUMAN ACTIVITY****-ABOUT 40% AGREE ACTION SHOULD BE TAKEN EVEN IF IT MEANS SIGNIFICANT INCREASE IN MY TAXES***How much do you agree or disagree with each of the following statements? [Climate Change]*

Statement	Hispanic		Non-Hispanic	
	Agree	Disagree	Agree	Disagree
Climate change is a very big threat to the planet.	77%	8%	66%	20%
Climate change is a result of human activity.	73%	13%	64%	18%
Action should be taken on the environment even if it means a significant increase in my taxes.	43%	29%	42%	35%

5 pt Scale: Agree = 4,5, Disagree = 1,2, Neutral = 3 (not reported), No opinion = 0 (Not reported)

Agree and Disagree above will not sum to 100%

Among registered voters 18+

Source: Univision political tracker in collaboration with Media Predict as of September 2020



IMMIGRATION STATEMENTS

Please rate on a scale of 1 to 5 how much you agree or disagree with the following statements about Immigration.

HISPANICS FAR GREATER AGREEMENT:

-WE SHOULD PROVIDE A PATHWAY TO LEGAL STATUS FOR UNDOCUMENTED IMMIGRANTS WHO HAVE BEEN IN THE U.S. AND DID NOT COMMIT A SERIOUS CRIME

-I SUPPORT THE EXISTENCE OF SANCTUARY CITIES EVEN IF IT MEANS A LOSS OF SOME FEDERAL FUNDING

-IT SHOULD NOT BE A CRIME TO CROSS THE BORDER ILLEGALLY

-SPLIT SENTIMENT: ABOUT 40% OF HISPANICS AGREE/DISAGREE GOVT BENEFITS SHOULD BE PROVIDED TO UNDOCUMENTED IMMIGRANTS FREE OF COST, NON-HISPANICS DISAGREE

How much do you agree or disagree with each of the following statements? [Immigration]

Statement	Hispanic		Non-Hispanic	
	Agree	Disagree	Agree	Disagree
We should provide a pathway to legal status (including citizenship) for undocumented immigrants who have been in the U.S. and have not committed a serious crime.	67%	16%	57%	26%
We should reform immigration laws to give higher priority to people with needed skills and education.	50%	22%	47%	18%
I support the existence of sanctuary cities even if it means a loss of some federal funding	47%	29%	26%	49%
I think that we should increase resources dedicated to managing the situation at the southern border of the U.S.	44%	26%	63%	14%
There are too many undocumented immigrants crossing the border into the United States.	42%	30%	61%	18%
It should not be a crime to cross the border illegally.	39%	37%	20%	60%
Government benefits, like healthcare, should be provided to undocumented immigrants free of cost.	37%	38%	18%	63%

5 pt Scale: Agree = 4,5, Disagree = 1,2, Neutral = 3 (not reported), No opinion = 0 (Not reported)

Agree and Disagree above will not sum to 100%

Among registered voters 18+

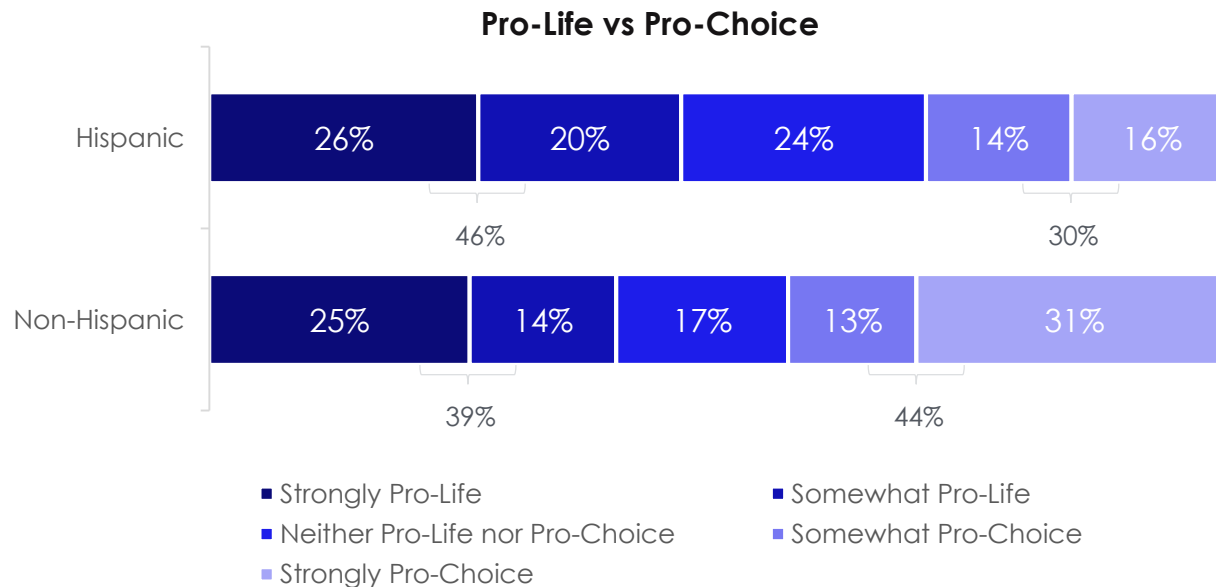
Source: Univision political tracker in collaboration with Media Predict as of September 2020



PRO LIFE OR PRO CHOICE

-46% HISPANICS STRONGLY/SOMEWHAT PRO-LIFE, 30% STRONGLY/SOMEWHAT PRO-CHOICE
-39% NON-HISPANICS STRONGLY/SOMEWHAT PRO-LIFE, 44% STRONGLY/SOMEWHAT PRO-CHOICE

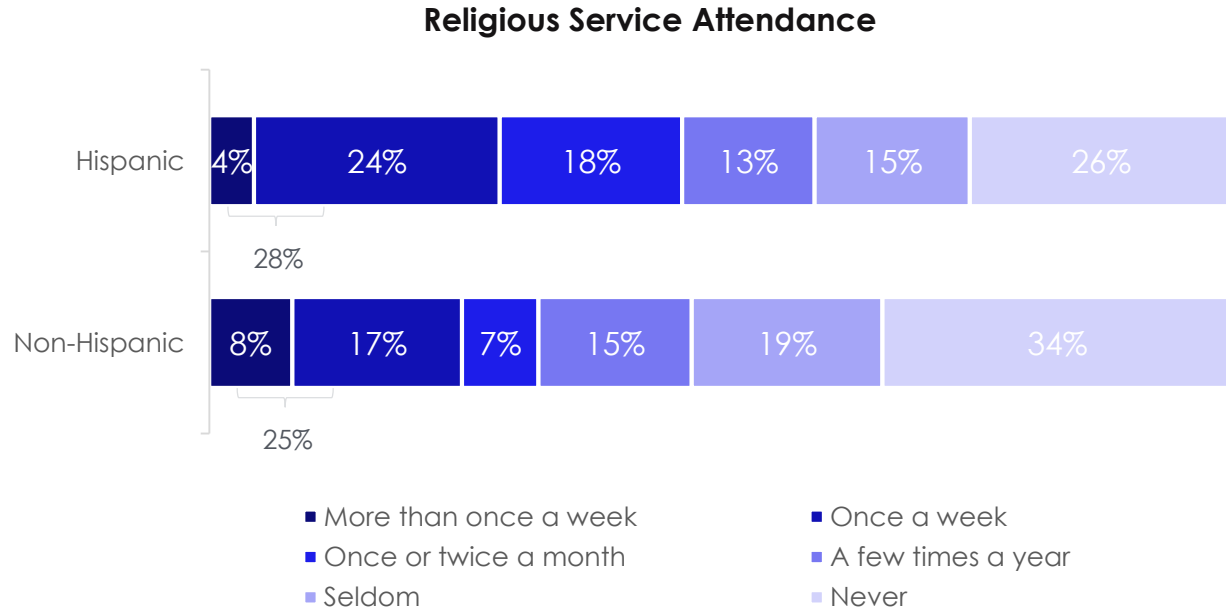
On the issue of abortion, do you consider yourself to be Pro-Life or Pro-Choice?



RELIGIOUS SERVICE ATTENDANCE

BEFORE PANDEMIC: 28% OF HISPANICS, 25% NON-HISPANICS ATTENDED RELIGIOUS SERVICES ONCE A WEEK OR MORE

To the best of your recollection, how often did you attend religious services before the coronavirus pandemic began?





THANK YOU