

UNIVISION & MEDIA PREDICT

2020 PRESIDENTIAL
ELECTION TRACKER

Arizona
October



MP

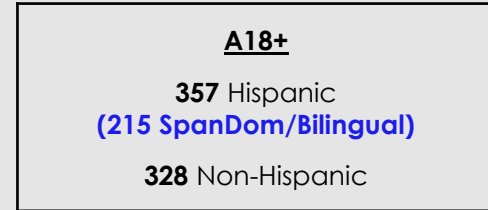


OBJECTIVES

- Measure current landscape of the 2020 candidates for president and other offices
- Assess voter sentiments towards current government officials and bodies
- Understand key issues and their degree of importance as motivators to vote

METHODOLOGY

- Online survey of **685** registered voters 18+

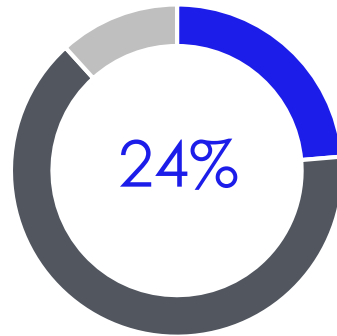


- In field 9/30/2020 – 10/8/2020
- Weighted to the registered voter universe by age, gender, education, and census division.
- **This Report: Hispanic SpanDom/Bilingual vs Non-Hispanic**

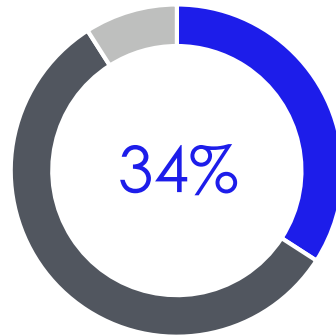
24% OF HISPANICS, 34% NON-HISPANICS FEEL UNITED STATES IS HEADED IN RIGHT DIRECTION

Right Direction or Wrong Track

In general, do you believe that the United States is headed in the right direction, or has gone off on the wrong track?



Hispanics



Non-Hispanics

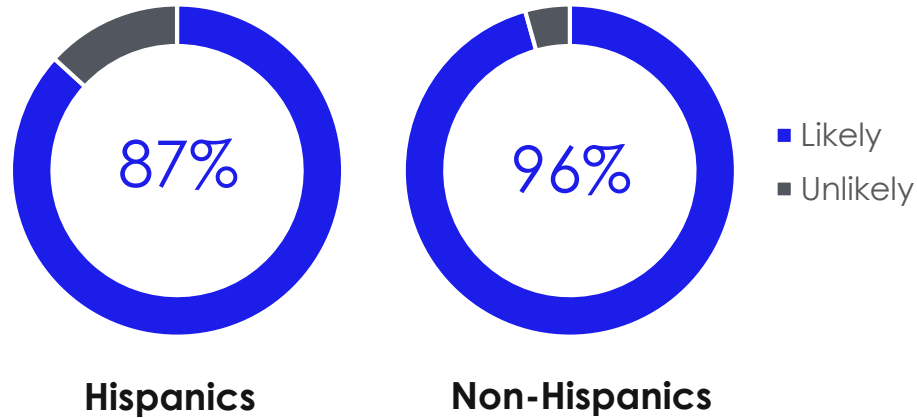
- Right direction
- Wrong track
- Unsure

2020 VOTE

ABOUT 90% OF RESPONDENTS PLAN TO VOTE IN GENERAL ELECTION

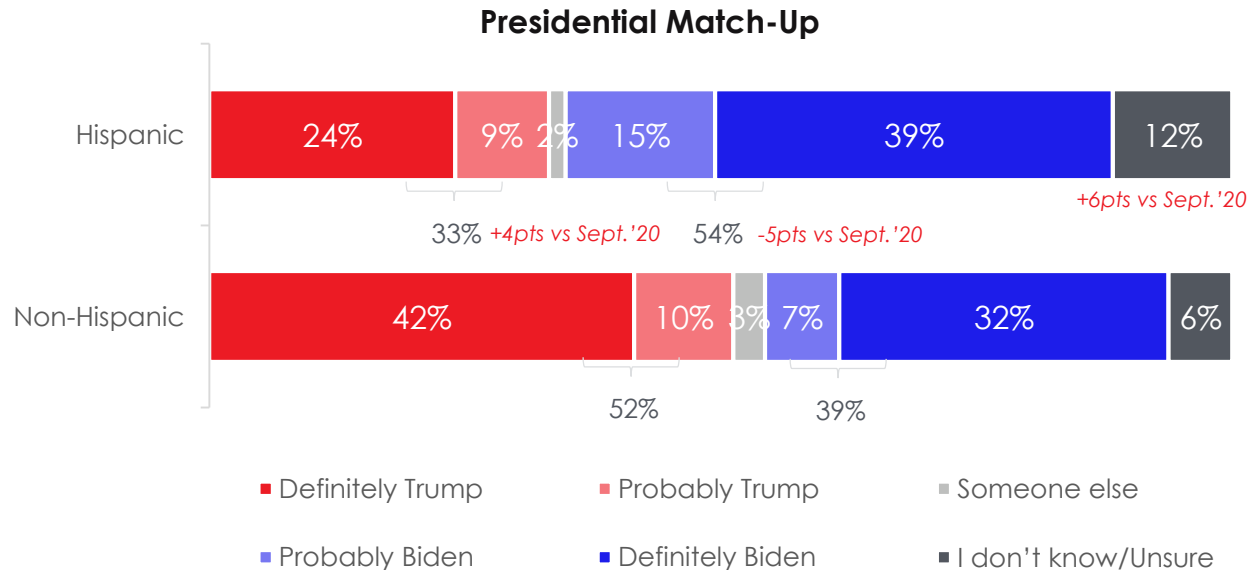
Likelihood to Vote in 2020

On a scale of 1 to 10, how likely or unlikely are you to vote in the 2020 General Election, being held on November 3, 2020?



TOP TWO BOX INTEND TO VOTE: HISPANICS 54% BIDEN, 33% TRUMP NON-HISPANICS 39% BIDEN, 52% TRUMP DON'T KNOW/UNSURE: 12% HISPANICS, 6% NON-HISPANICS

Based on what you know today, do you intend to vote for President Donald Trump, Democratic nominee Joe Biden, or someone else in the coming presidential election?

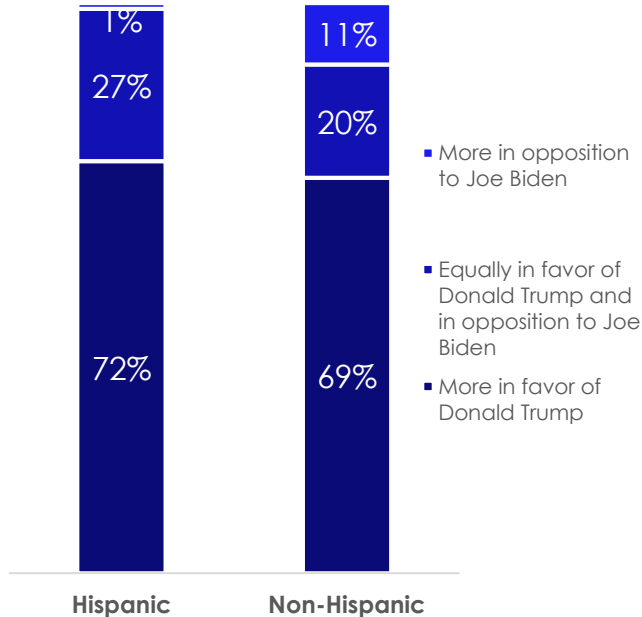


TRUMP VOTERS MORE ENTHUSIASTIC:

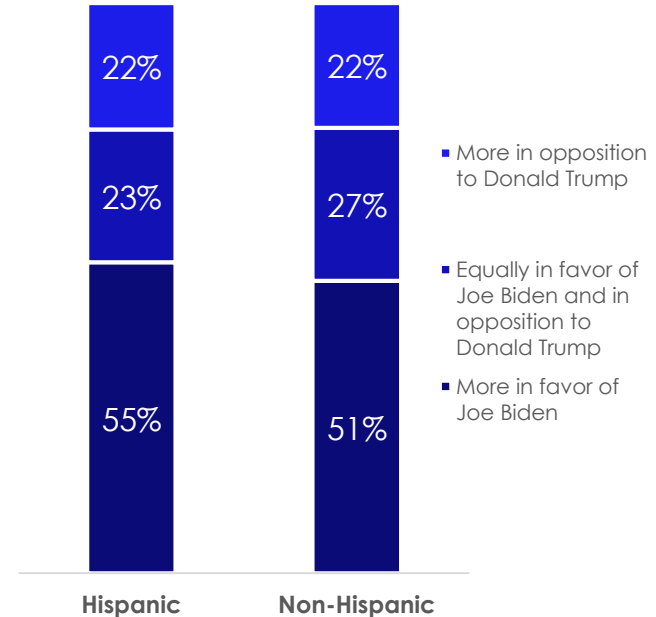
-TRUMP VOTERS: 1% OF HISPANICS, 11% NON-HISPANICS WILL DO SO IN OPPOSITION TO BIDEN; ABOUT 70% BECAUSE THEY FAVOR TRUMP

-BIDEN VOTERS: 22% WILL DO SO IN OPPOSITION TO TRUMP; 55% HISPANICS, 51% NON-HISPANICS BECAUSE THEY FAVOR BIDEN

Voting Trump: Favor Trump or Oppose Biden

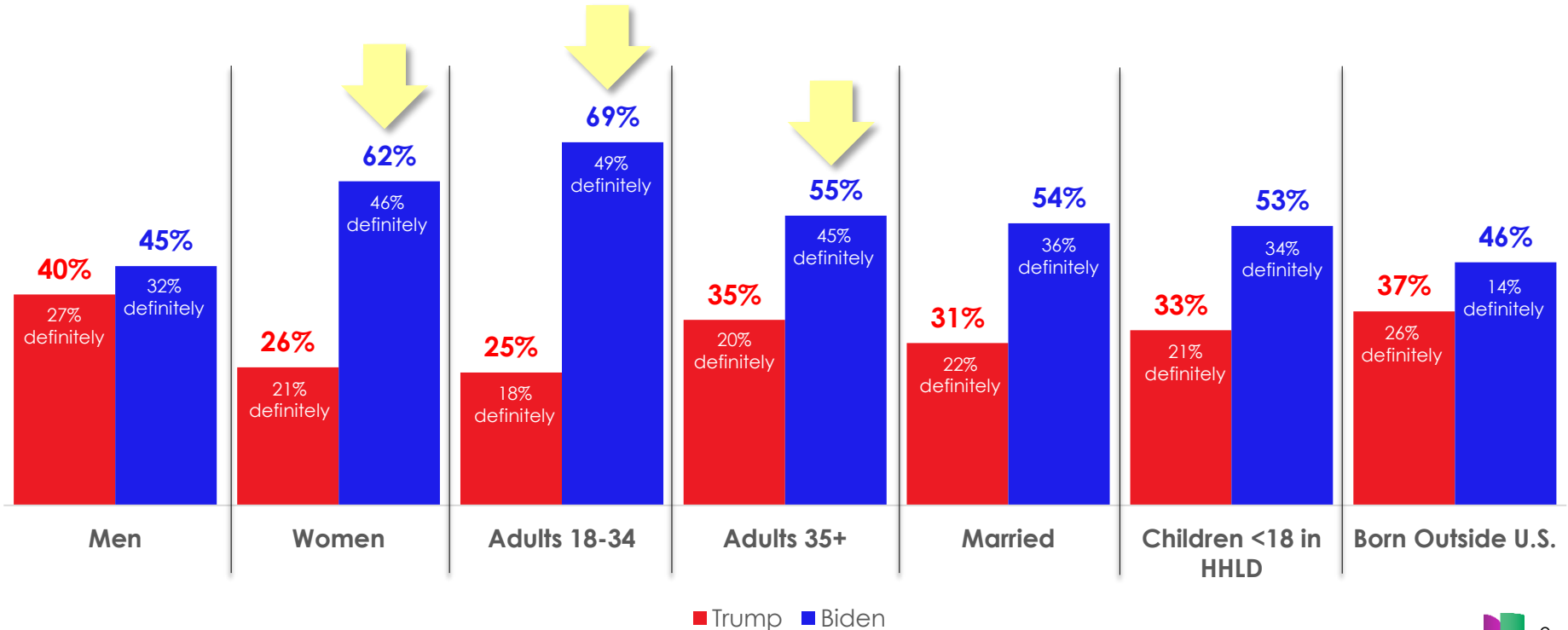


Voting Biden: Favor Biden or Oppose Trump



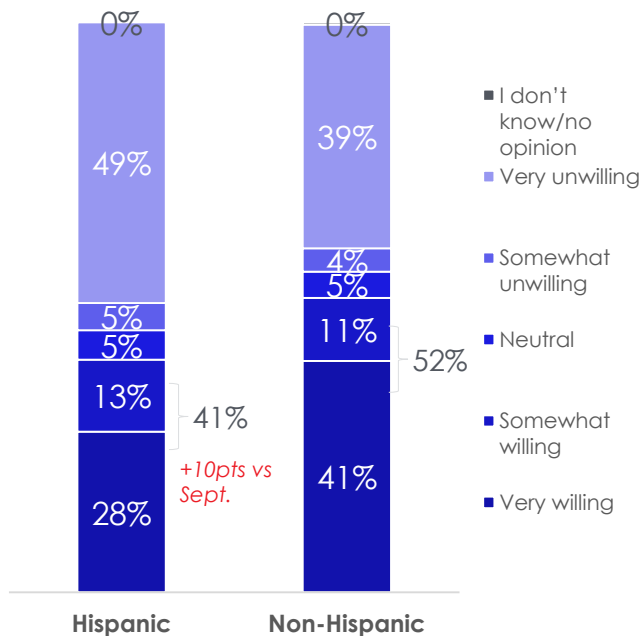
STRONGEST HISPANIC OPPORTUNITIES: TRUMP SUPPORTERS: MEN, FOREIGN BORN, ADULTS 35+ BIDEN SUPPORTERS: ADULTS 18-34, WOMEN, ADULTS 35+

Based on what you know today, do you intend to vote for President Donald Trump, Democratic nominee Joe Biden, or someone else in the coming presidential election?

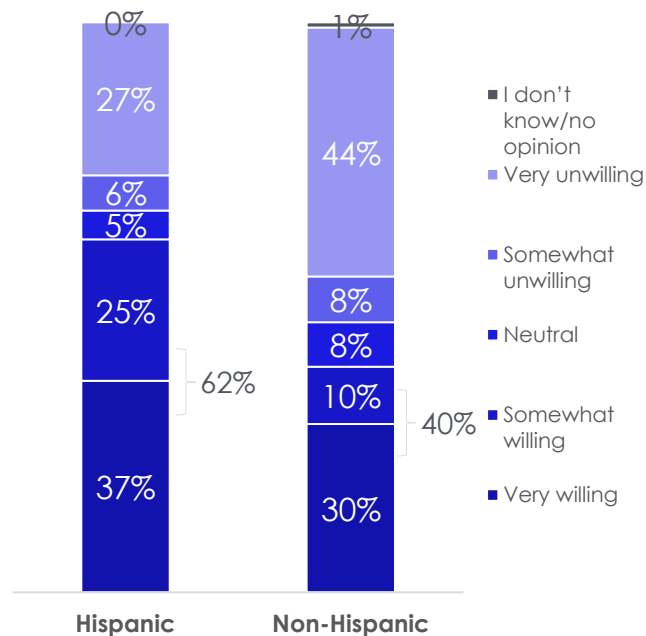


-41% HISPANICS, 52% NON-HISPANICS SOMEWHAT/VERY WILLING TO VOTE FOR TRUMP
-62% HISPANICS, 40% NON-HISPANICS SOMEWHAT/VERY WILLING TO VOTE FOR BIDEN

Willingness to Vote for Trump



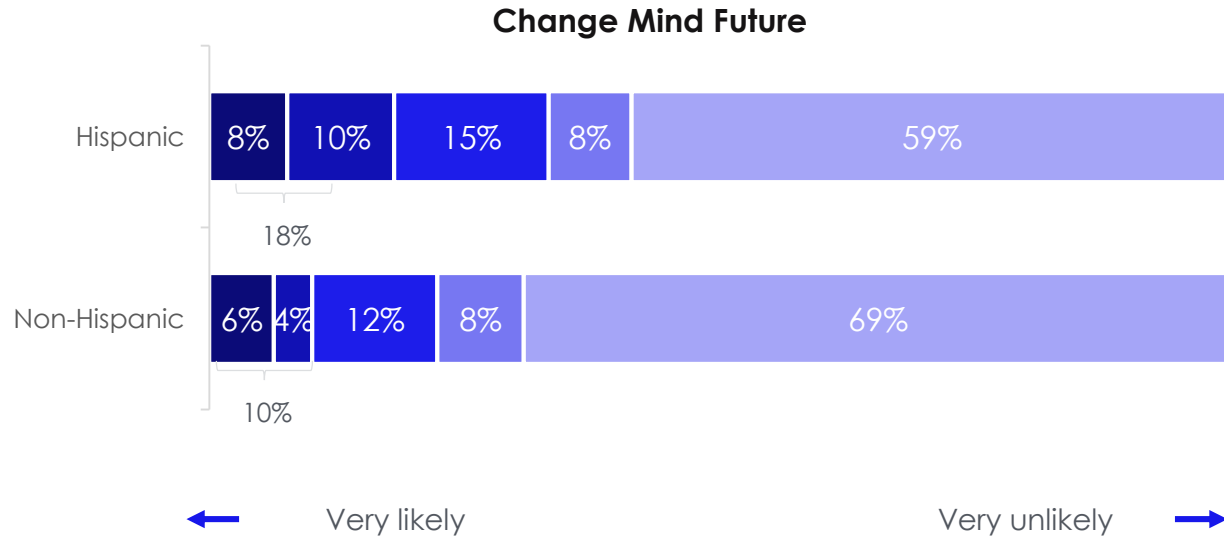
Willingness to Vote for Biden



Among registered voters 18+
 Source: Univision political tracker in collaboration with Media Predict as of October 2020

TOP TWO BOX: 18% OF HISPANICS, 10% NON-HISPANICS LIKELY TO CHANGE THEIR MIND IN THE FUTURE ABOUT WHO THEY WILL VOTE FOR IN PRESIDENTIAL ELECTION

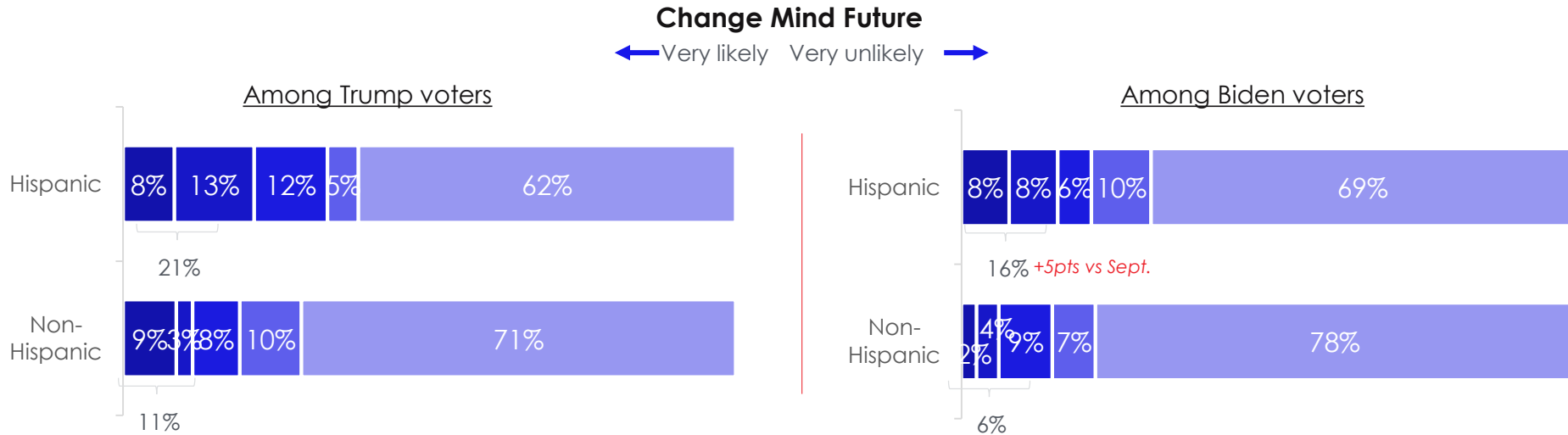
How likely or unlikely are you to change your mind in the future about who you will vote for in the 2020 Presidential election?



-AMONG TRUMP VOTERS, 21% OF HISPANICS, 11% NON-HISPANICS LIKELY TO CHANGE THEIR MIND ABOUT WHO THEY WILL VOTE FOR

-AMONG BIDEN VOTERS, 16% HISPANICS, 6% NON-HISPANICS LIKELY TO CHANGE THEIR MIND

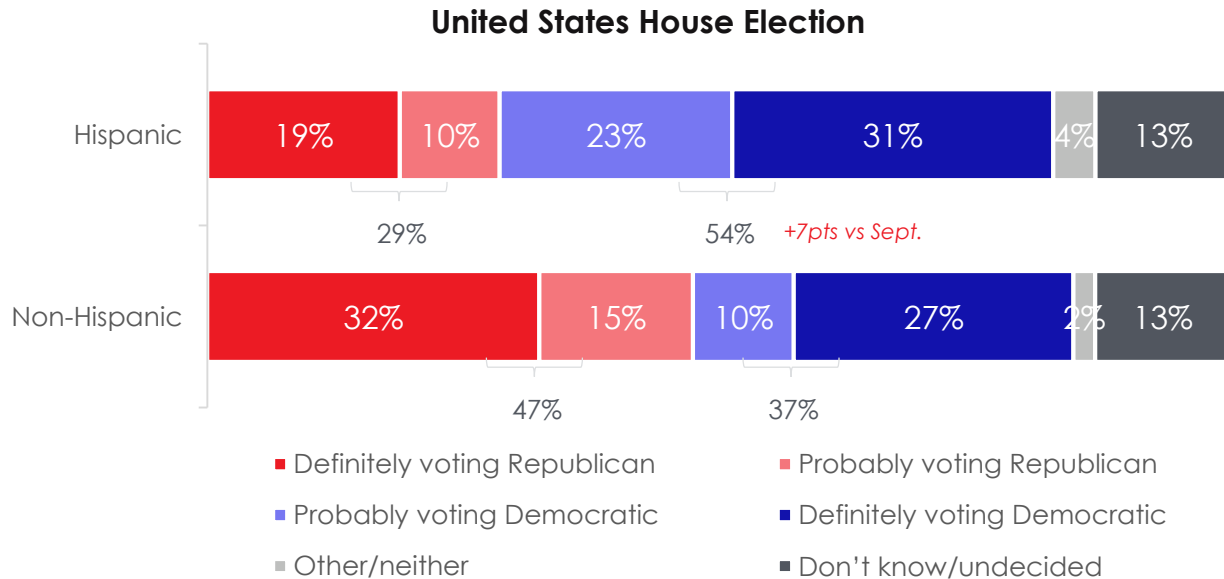
How likely or unlikely are you to change your mind in the future about who you will vote for in the 2020 Presidential election?



HOUSE ELECTION PARTY VOTING INTENT TOP TWO BOX:

- HISPANICS 54% DEMOCRATIC, 29% REPUBLICAN
- NON-HISPANICS 37% DEMOCRATIC, 47% REPUBLICAN
- 13% OF RESPONDENTS DON'T KNOW/UNDECIDED

If the election for the United States House of Representatives were held today, which party's candidate would you vote for?

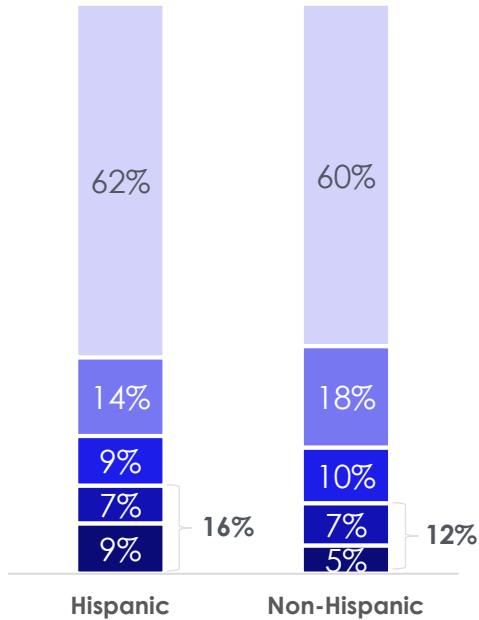


LIKELIHOOD TO VOTE FOR OTHER PARTY TOP TWO BOX:

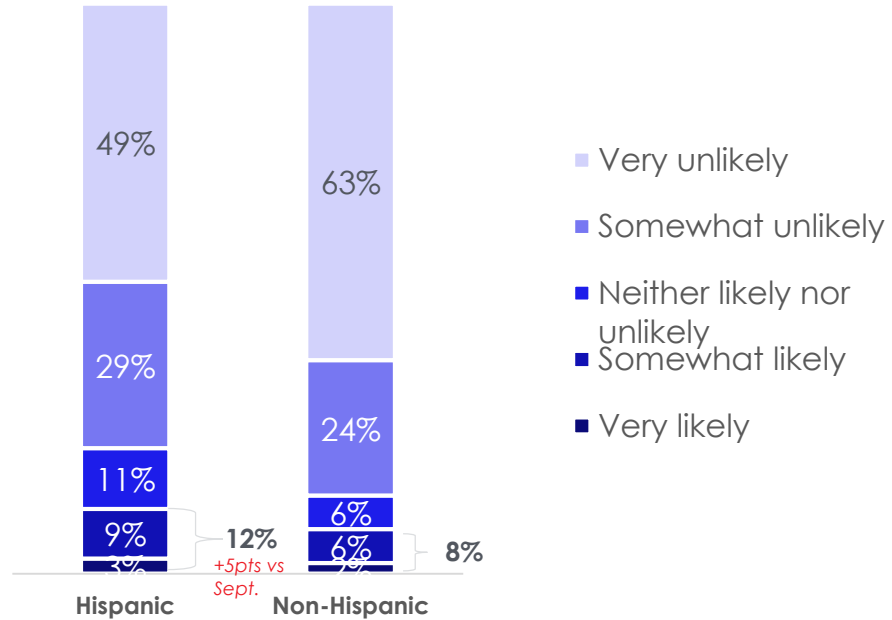
-AMONG REGISTERED REPUBLICANS: 16% HISPANICS, 12% NON-HISPANICS LIKELY TO VOTE FOR DEM CANDIDATE

-AMONG REGISTERED DEMOCRATS: 12% HISPANICS, 8% NON-HISPANICS LIKELY TO VOTE FOR REPUBLICAN CANDIDATE

Likelihood to Vote for Democratic Candidate
Among Republican Voters



Likelihood to Vote for Republican Candidate
Among Democratic Voters

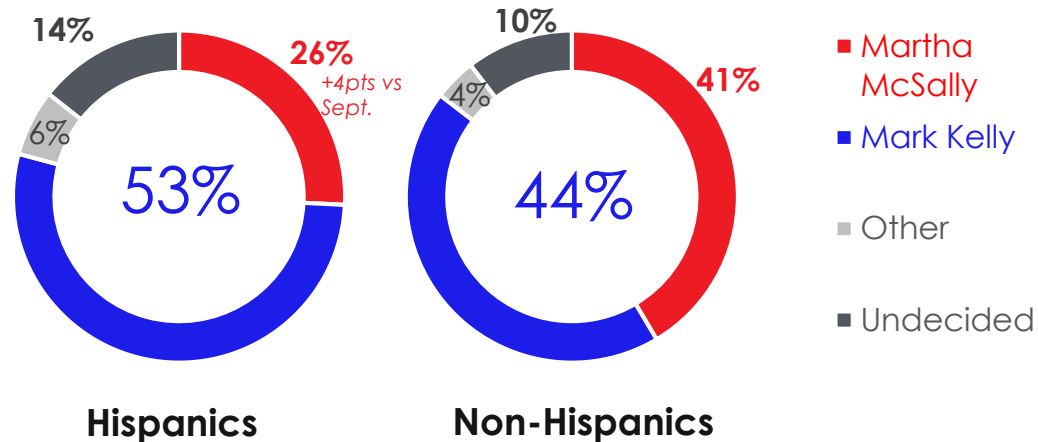


SENATE RACE:

- AMONG HISPANICS, 53% WOULD VOTE KELLY, 26% MCSALLY
- AMONG NON-HISPANICS, 44% WOULD VOTE KELLY, 41% MCSALLY
- UP FOR GRABS: 14% HISPANICS, 10% NON-HISPANICS UNDECIDED

Arizona Senate Election

If the election for the United States Senate were held today, would you vote for Martha McSally the Republican Mark Kelly the Democrat?

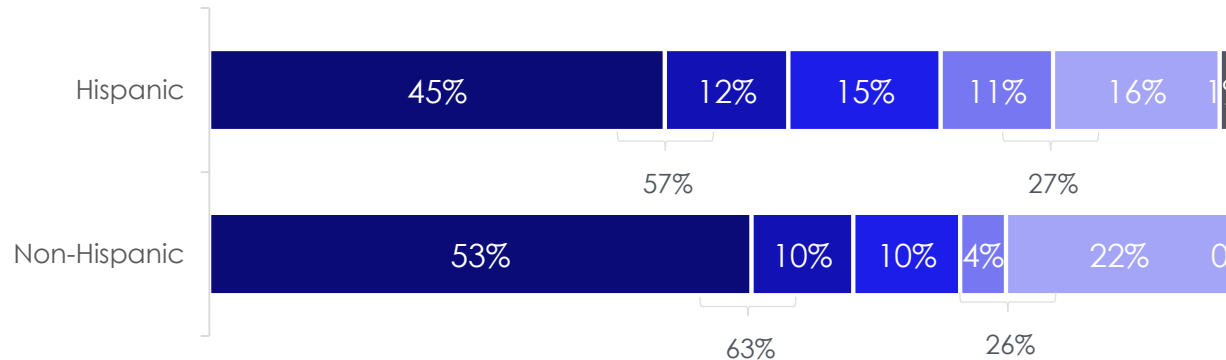


ABOUT 60% OF RESPONDENTS MUCH/SOMEWHAT PREFER TO VOTE BY MAIL IN 2020 PRESIDENTIAL ELECTION

ALMOST 30% OF RESPONDENTS PREFER TO VOTE IN PERSON

Would you prefer to vote by mail, if it is available, or in person in the 2020 Presidential Election?

Voting by Mail Preference



- Would much prefer to vote by mail
- Would somewhat prefer to vote by mail
- No preference
- Would somewhat prefer to vote in person
- Would much prefer to vote in person
- No opinion/I don't know

-MAJORITY OF RESPONDENTS AGREE (NON-HISPANICS HIGHER) VOTING BY MAIL IS EASIER TO DO THAN VOTING IN PERSON; I FEEL COMFORTABLE VOTING BY MAIL; YOU SHOULD HAVE TO REQUEST A MAIL-IN BALLOT FROM YOUR STATE/LOCAL GOVT IN ORDER TO BE ABLE TO VOTE BY MAIL

-ABOUT 40% OF RESPONDENTS AGREE (HISPANICS HIGHER) VOTING BY MAIL INCREASES CHANCE THAT VOTE WILL NOT BE COUNTED AND IS MORE PRONE TO ABUSE AND FRAUD THAN VOTING IN PERSON

-RESPONDENTS DISAGREE STATE AND LOCAL GOVTS SHOULD MAIL BALLOTS TO EVERYONE ON VOTER LIST EVEN IF THEY AREN'T REQUESTED; EVEN IF SOME OF THE ADDRESSES ARE NOT UP TO DATE OR SOME OF THE PEOPLE NO LONGER LIVE IN JURISDICTION COVERED BY VOTER LIST

How much do you agree or disagree with each of the following statements? [Mail-In Voting]

Statement	Hispanic		Non-Hispanic	
	Agree	Disagree	Agree	Disagree
Voting by mail is easier to do than voting in person	70%	11%	83%	5%
I feel comfortable voting by mail	63%	16%	70%	18%
You should have to request a mail-in ballot from your state or local government in order to be able to vote by mail.	59%	14%	69%	14%
Voting by mail increases the chance that my vote will not be counted	45%	30%	36%	41%
Voting by mail is more prone to abuse and fraud than voting in person	44%	36%	42%	40%
My State and local governments should mail ballots to everyone on the voter list even if they aren't requested.	38%	41%	25%	56%
My State and local governments should mail ballots to everyone on the voter list even if some of the addresses are not up to date or some of the people on the list no longer live in the jurisdiction covered by the voter list.	25%	45%	15%	68%

5 pt Scale: Agree = 4,5, Disagree = 1,2, Neutral = 3 (not reported), No opinion = 0 (Not reported)

Agree and Disagree above will not sum to 100%

Among registered voters 18+

Source: Univision political tracker in collaboration with Media Predict as of October 2020



ARIZONA PROPOSITIONS 207 & 208

On the November 3, 2020 election ballot, you will be able to vote in favor or against Proposition 207, labeled the “Smart and Safe Arizona Act”.

- The law would allow limited marijuana possession, use, and cultivation by adults 21 or older*
- Amend criminal penalties for marijuana possession; ban smoking marijuana in public*
- Impose a 16% excise tax on marijuana sales to fund public programs*
- Authorize state and local regulation of marijuana licensees; and allow expungement of marijuana offenses.*

If the election were held today, would you vote yes or no on Proposition 207?

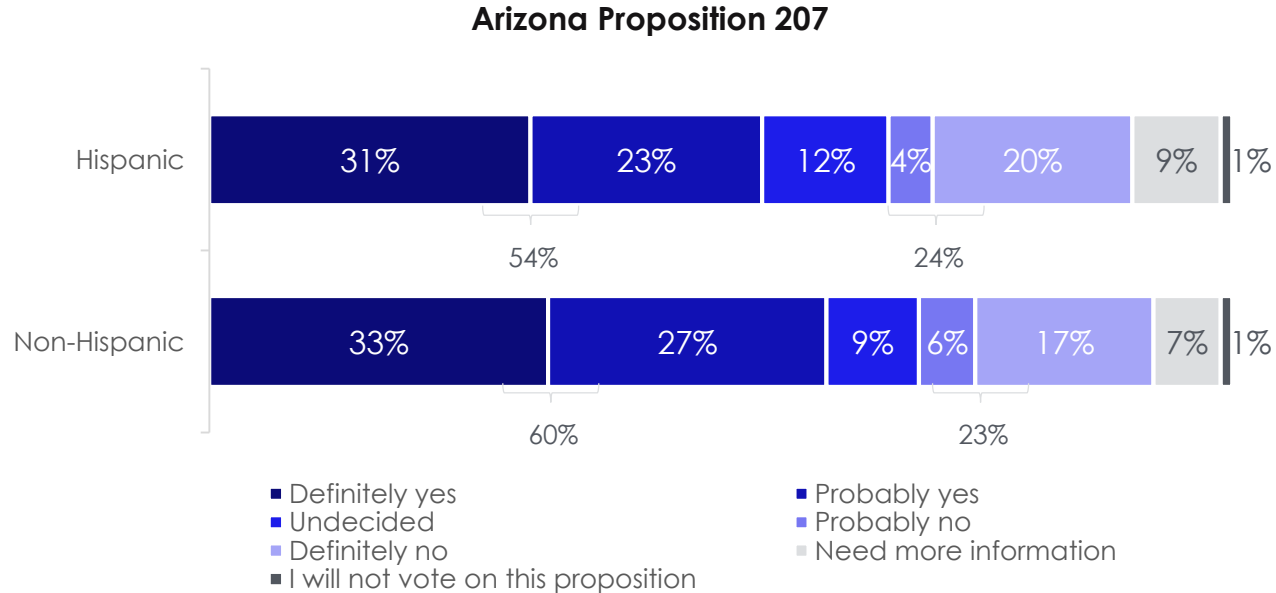
On the November 3, 2020 election ballot, you will be able to vote in favor or against Proposition 208, labeled “Invest in Education Act”.

- The law would impose a 3.5% tax surcharge on taxable annual income above \$250,000 for single persons or married persons filing separately, or \$500,000 for married persons filing jointly or heads of households, to increase funding for public education.*

If the election were held today, would you vote yes or no on Proposition 208?

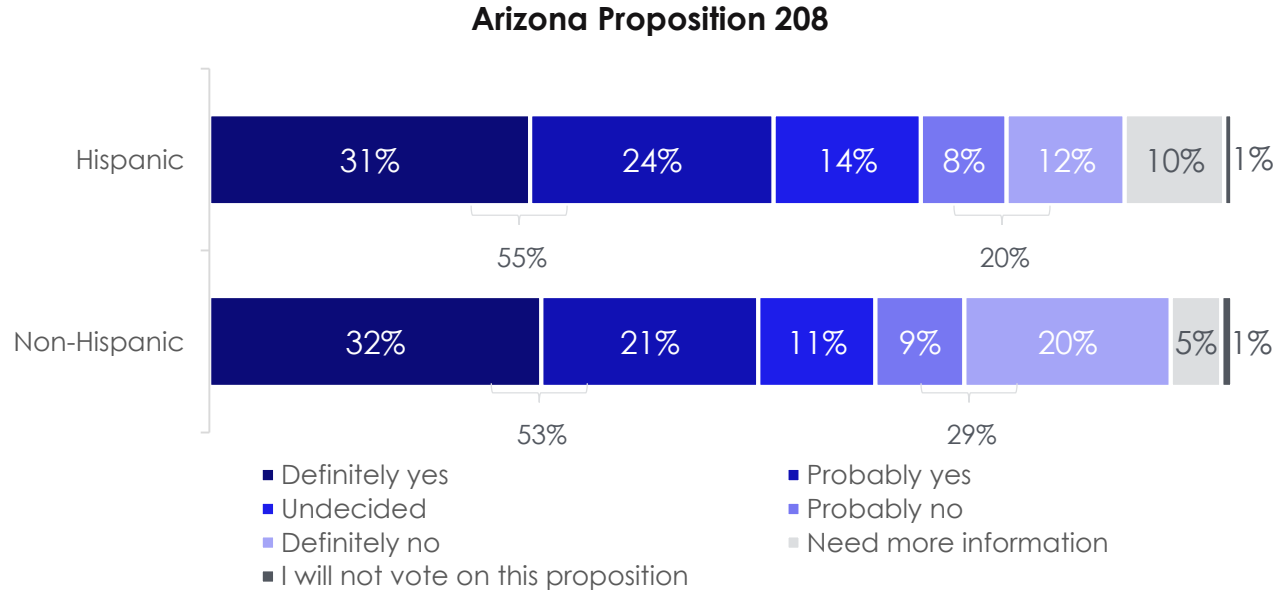
PROP 207 IF ELECTION WERE HELD TODAY: -54% OF HISPANICS, 60% NON-HISPANICS WOULD VOTE IN FAVOR -ABOUT 24% OF RESPONDENTS WOULD VOTE OPPOSED

If the election were held today, would you vote yes or no on Proposition 207?



PROP 208 IF ELECTION WERE HELD TODAY: -OVER 50% OF RESPONDENTS WOULD VOTE IN FAVOR -20% OF HISPANICS, 29% NON-HISPANICS WOULD VOTE OPPOSED

If the election were held today, would you vote yes or no on Proposition 208?



NET FAV/JOB APPROVAL

NET FAV:**-AMONG HISPANICS: KELLY, BIDEN, BLACK LIVES MATTER HIGHEST; MCCONNELL LOWEST****-AMONG NON-HISPANICS: SINEMA, PENCE, DUCEY/TRUMP HIGHEST; PELOSI LOWEST***For each candidate listed below, please indicate if you have a favorable or unfavorable opinion of them.*

	Hispanic	Non-Hispanic
	October 2020	October 2020
Mark Kelly	23%	3%
Joe Biden	23%	-11%
Black Lives Matter	18%	-11%
The Democratic Party	16%	-18%
Kamala Harris	10%	-9%
Kyrsten Sinema	-4%	13%
Mike Pence	-10%	11%
Doug Ducey	-11%	6%
Chuck Schumer	-15%	-26%
The Republican Party	-18%	2%
Nancy Pelosi	-18%	-27%
Donald Trump	-20%	6%
Martha McSally	-24%	-7%
Mitch McConnell	-26%	-11%

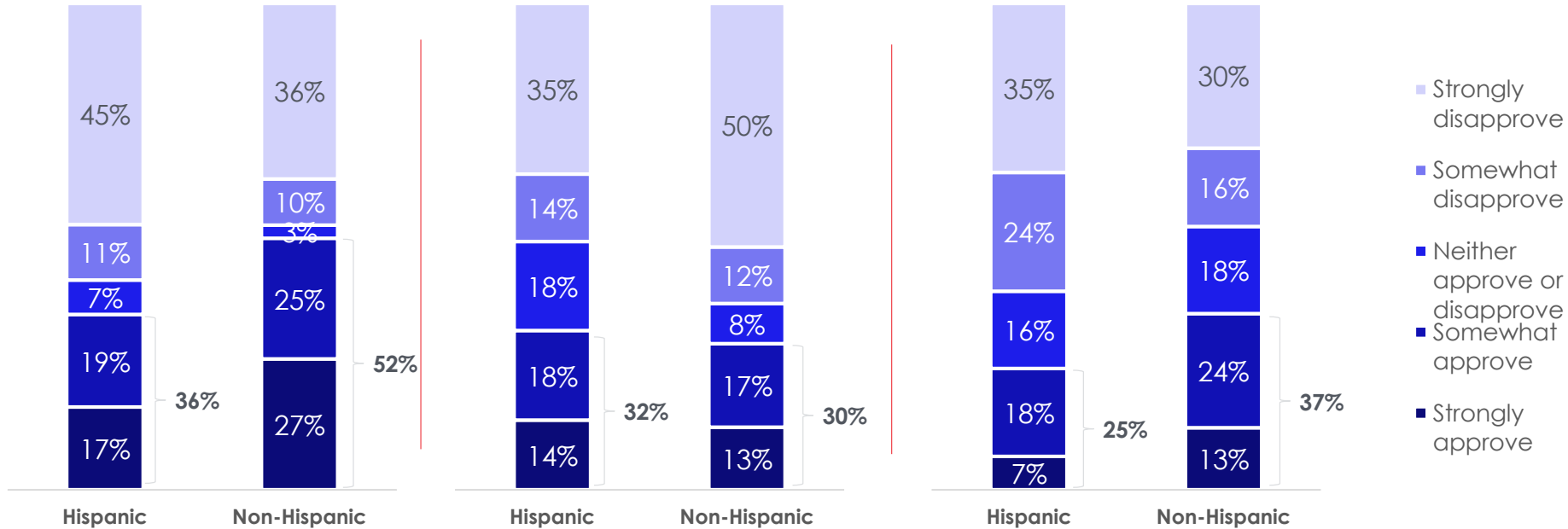


**JOB APPROVAL TOP TWO BOX:
 TRUMP: HISPANICS 36%, NON-HISPANICS 52%
 PELOSI: HISPANICS 32%, NON-HISPANICS 30%
 MCCONNELL: HISPANICS 25%, NON-HISPANICS 37%**

Donald Trump Job Approval

Nancy Pelosi Job Approval

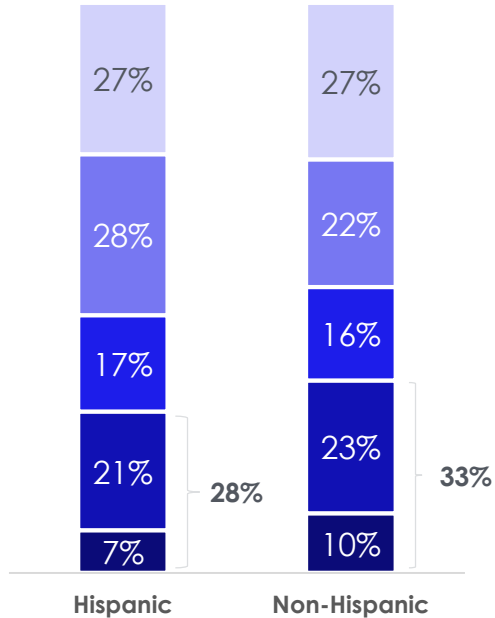
Mitch McConnell Job Approval



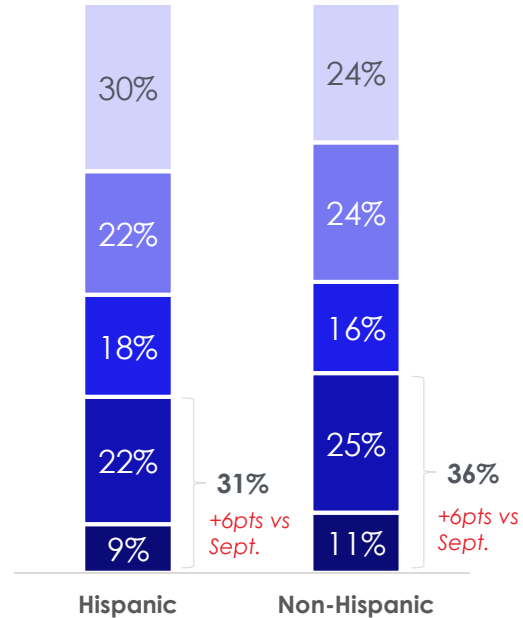
Among registered voters 18+
 Source: Univision political tracker in collaboration with Media Predict as of October 2020

JOB APPROVAL TOP TWO BOX: HOUSE: 28% HISPANICS, 33% NON-HISPANICS SENATE: 31% HISPANICS, 36% NON-HISPANICS

U.S. House of Representatives Job Approval

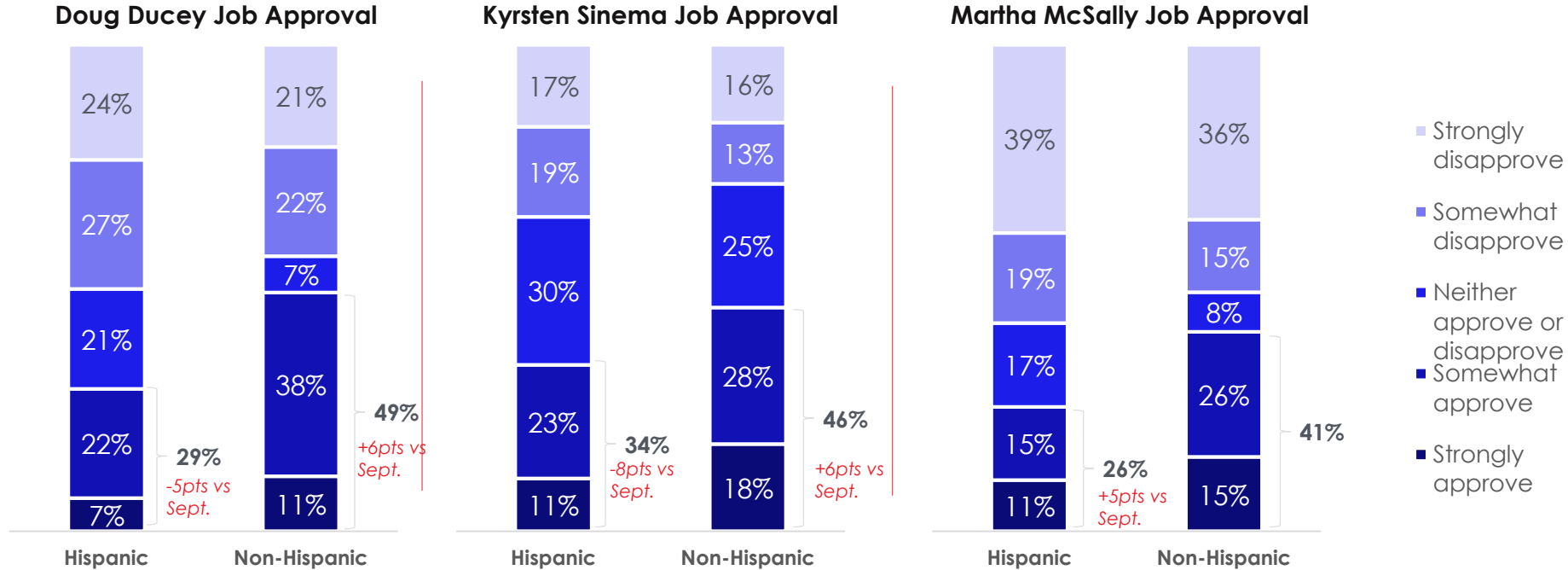


U.S. Senate Job Approval



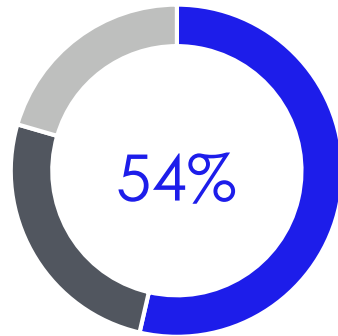
- Strongly disapprove
- Somewhat disapprove
- Neither approve or disapprove
- Somewhat approve
- Strongly approve

JOB APPROVAL TOP TWO BOX: DUCEY: 29% HISPANICS, 49% NON-HISPANICS SINEMA: 34% HISPANICS, 46% NON-HISPANICS MCSALLY: 26% HISPANICS, 41% NON-HISPANICS

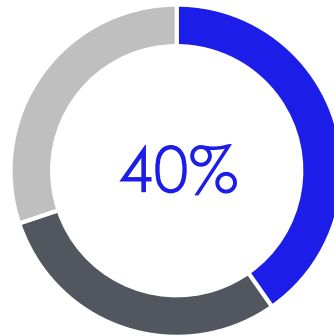


54% HISPANICS, 40% NON-HISPANICS DON'T SUPPORT TRUMP'S POLICIES OR LEADERSHIP STYLE

Trump Policy and Style Opinion



Hispanics



Non-Hispanics

- I don't support Donald Trump's policies or leadership style
- I support Donald Trump's policies but dislike his leadership style
- I support Donald Trump's policies and like his leadership style

THE ISSUES/CURRENT EVENTS

HISPANICS' ISSUES ARE AMERICA'S TOP ISSUES: CORONAVIRUS, IMPACT OF CORONAVIRUS ON ECONOMY, ECONOMY/JOB, HEALTHCARE ARE KEY ISSUES AMONG ALL RESPONDENTS

CORONAVIRUS, EDUCATION, CLIMATE CHANGE, RACE RELATIONS, POLICE REFORM OF GREATER IMPORTANCE AMONG HISPANICS

How important are each of the following issues to you?

Issue Importance TopBox

	Hispanic (Top Box)	Non- Hispanic (Top Box)
Coronavirus / COVID - 19	67%	55%
Impact of the coronavirus on the economy	65%	62%
Economy / Jobs	62%	64%
Healthcare	62%	62%
Education	57%	45%
Cost of Living	56%	50%
Crime and public safety	54%	50%
Social Security / Medicare	53%	57%
Climate Change	50%	39%
National security / Terrorism	49%	43%
Taxes	48%	44%
Race Relations	46%	30%

	Hispanic (Top Box)	Non- Hispanic (Top Box)
Police Reform	44%	26%
Second amendment rights	43%	38%
Military / Veterans	43%	45%
The National Debt	43%	41%
Gun control	43%	38%
Immigration reform	40%	31%
Border security	39%	38%
Entitlements / social services reform (Medicare, Welfare, etc.)	38%	44%
Social issues like abortion or LGBTQ rights	36%	27%
Foreign Policy/International Trade	32%	33%
Infrastructure investment	32%	25%

-KEY ISSUES FOR LIKELY TRUMP VOTERS: ECONOMY/JOB, BORDER SECURITY, CRIME AND PUBLIC SAFETY

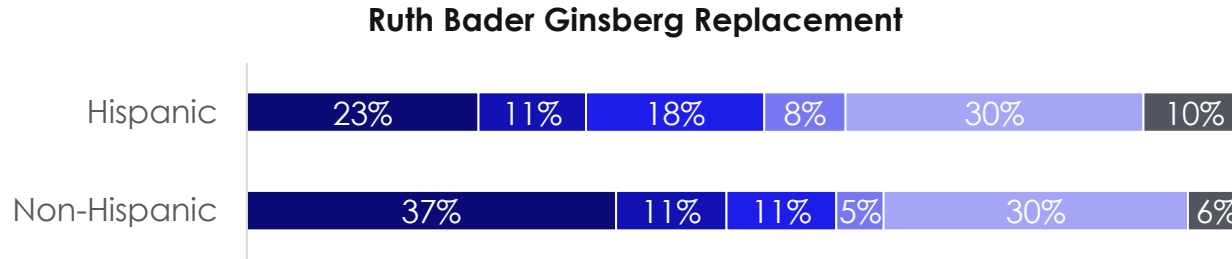
-KEY ISSUES FOR LIKELY BIDEN VOTERS: CORONAVIRUS, HEALTHCARE, IMPACT OF CORONAVIRUS ON ECONOMY

Top 10 issues among definitely/probably <u>Trump</u> voters	% Hispanic Top Box
Economy/Jobs	78%
Border Security	73%
Crime and Public Safety	72%
Impact of Coronavirus on Economy	67%
National Security/Terrorism	64%
Military/Veterans	64%
Second Amendment Rights	63%
The National Debt	59%
Taxes	58%
Coronavirus/COVID-19	57%

Top 10 issues among definitely/probably <u>Biden</u> voters	% Hispanic Top Box
Coronavirus/COVID-19	77%
Healthcare	68%
Impact of Coronavirus on Economy	64%
Cost of Living	61%
Education	61%
Climate Change	60%
Economy/Jobs	55%
Race Relations	54%
Social Security/Medicare	52%
Gun Control	48%

CONFIRMING NEW JUSTICE BEFORE ELECTION TOP TWO BOX: -34% HISPANICS, 48% NON-HISPANICS STRONGLY/SOMEWHAT SUPPORT -38% HISPANICS, 35% NON-HISPANICS STRONGLY/SOMEWHAT OPPOSE

Supreme Court Justice Ruth Bader Ginsburg has recently passed away. Do you support or oppose her replacement being confirmed before the November 2020 election?

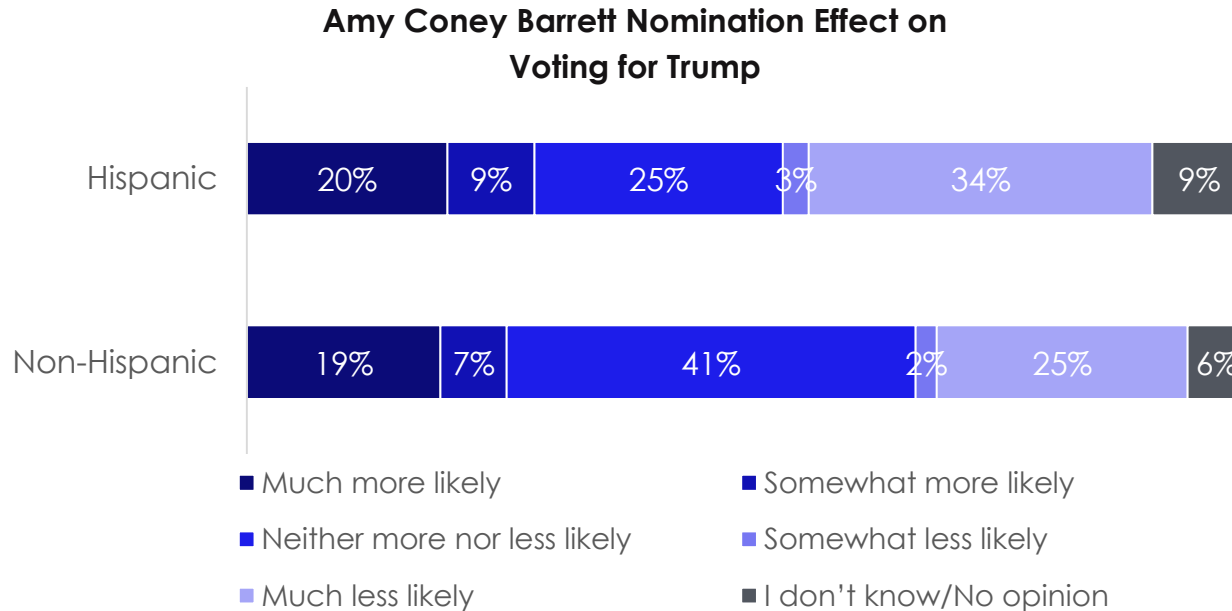


- Strongly support confirming new Justice before election
- Somewhat support confirming new Justice before election
- Neutral, neither support or oppose
- Somewhat oppose confirming new Justice before election
- Strongly oppose confirming new Justice before election
- I don't know/no opinion

IMPACT OF TRUMP NOMINATING AMY CONEY BARRETT:

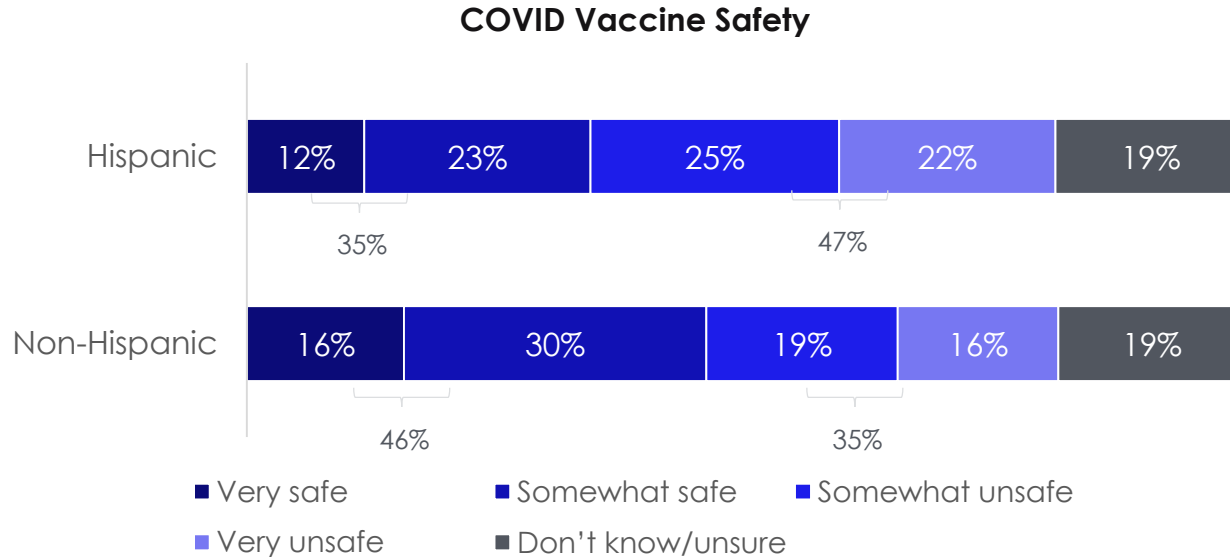
- ABOUT 20% OF RESPONDENTS MUCH MORE LIKELY TO VOTE FOR TRUMP
- 34% HISPANICS, 25% NON-HISPANICS MUCH LESS LIKELY TO VOTE FOR TRUMP

President Trump has nominated Judge Amy Coney Barrett to fill the Supreme Court vacancy that arose from the passing of Justice Ruth Bader Ginsberg. Does this nomination make you more or less likely to vote for Donald Trump for President?



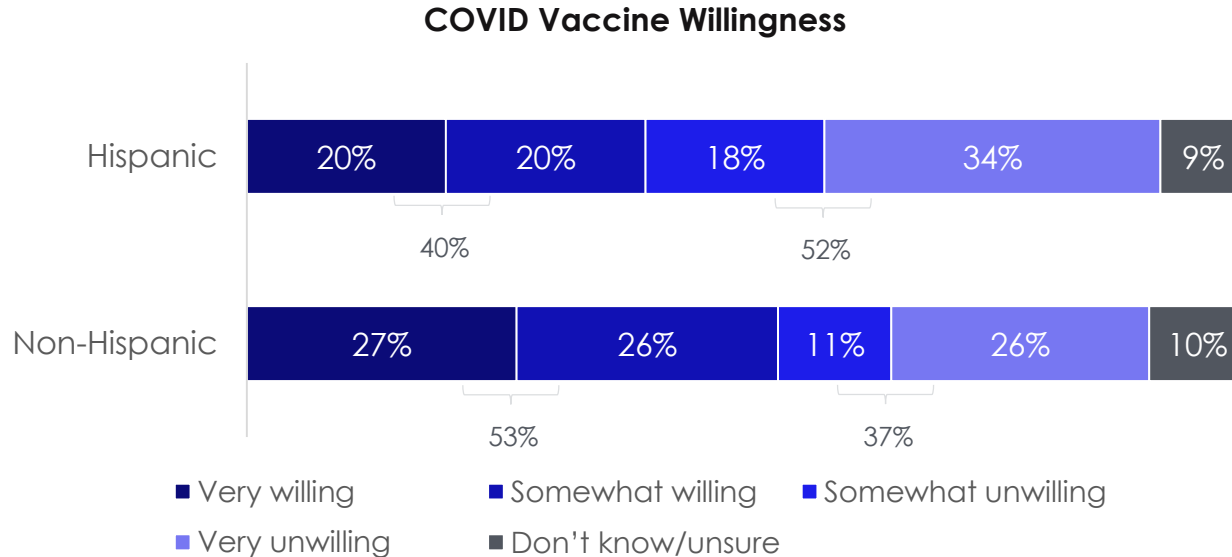
VACCINE SAFETY IF AVAILABLE BEFORE END OF YEAR TOP TWO BOX:
-VERY/SOMEWHAT SAFE: 35% HISPANICS, 46% NON-HISPANICS
-VERY/SOMEWHAT UNSAFE: 47% HISPANICS, 35% NON-HISPANICS

If a vaccine for COVID-19 was available before the end of the year, how safe do you think it will be to take?



WILLING TO TAKE VACCINE BEFORE END OF YEAR TOP TWO BOX:
-VERY/SOMEWHAT WILLING: 40% HISPANICS, 53% NON-HISPANICS
-VERY/SOMEWHAT UNWILLING: 52% HISPANICS, 37% NON-HISPANICS

If a vaccine for COVID-19 was available before the end of the year and you believed it was safe, how willing or unwilling would you be to take it?

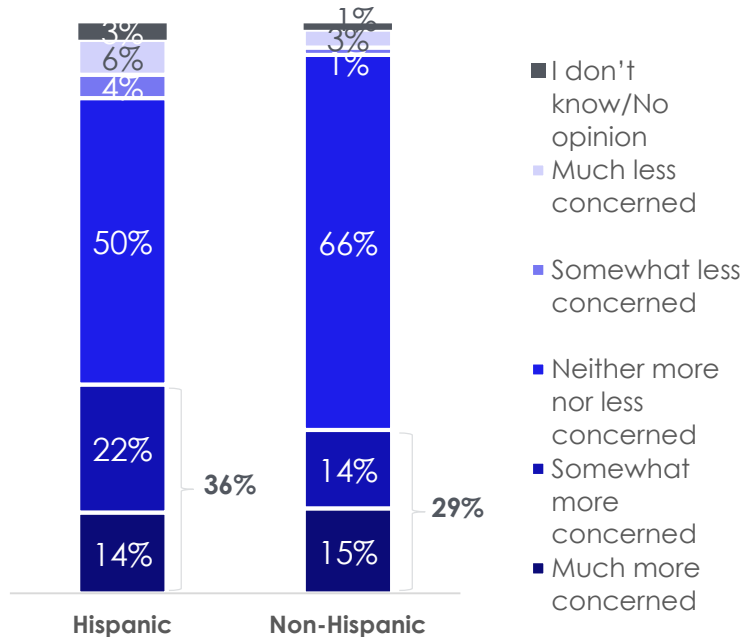


EFFECT OF TRUMP COVID DIAGNOSIS:

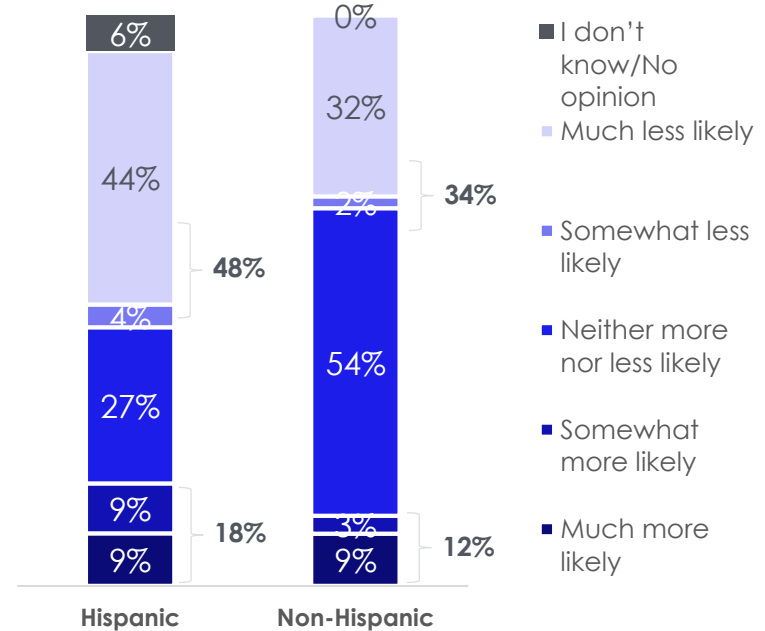
-36% HISPANICS, 29% NON-HISPANICS SOMEWHAT/MUCH MORE CONCERNED FOR SELF AND FAMILY

-48% HISPANICS, 34% NON-HISPANICS SOMEWHAT/MUCH LESS LIKELY TO VOTE FOR TRUMP

Effect of Trump COVID Diagnosis on Concern for Self and Family



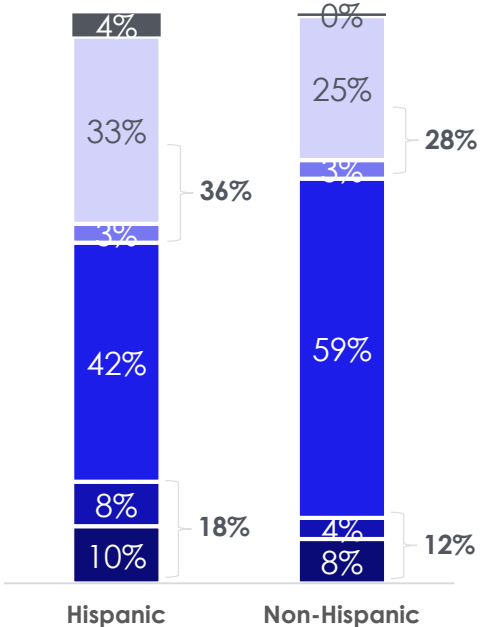
Effect of Trump COVID Diagnosis on Likelihood to Vote Trump



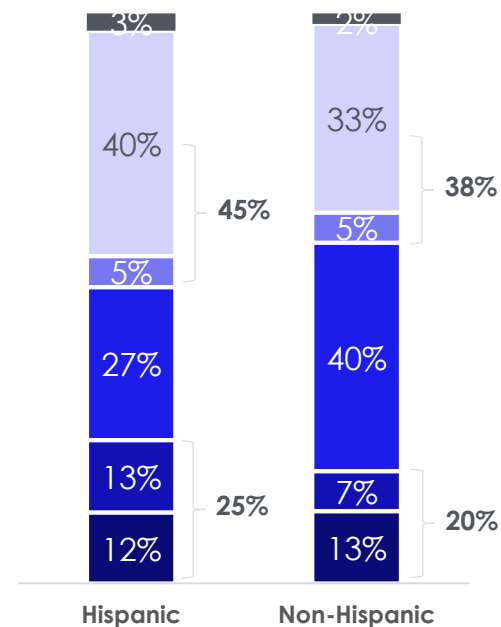
Among registered voters 18+
Source: Univision political tracker in collaboration with Media Predict as of October 2020

**EFFECT OF TRUMP COVID DIAGNOSIS ON TRUMP OPINION:
 -36% HISPANICS, 28% NON-HISPANICS SOMEWHAT/MUCH LESS FAVORABLE OPINION
 TOP TWO BOX: EFFECT OF TRUMP HANDLING OF COVID DIAGNOSIS ON TRUMP OPINION
 -45% HISPANICS, 38% NON-HISPANICS SOMEWHAT/MUCH LESS FAVORABLE OPINION**

Effect of Trump COVID Diagnosis on Trump Opinion



Effect of Trump Handling of COVID Diagnosis on Trump Opinion



- I don't know/No opinion
- Much less favorable
- Somewhat less favorable
- Neither more nor less favorable
- Somewhat more favorable
- Much more favorable

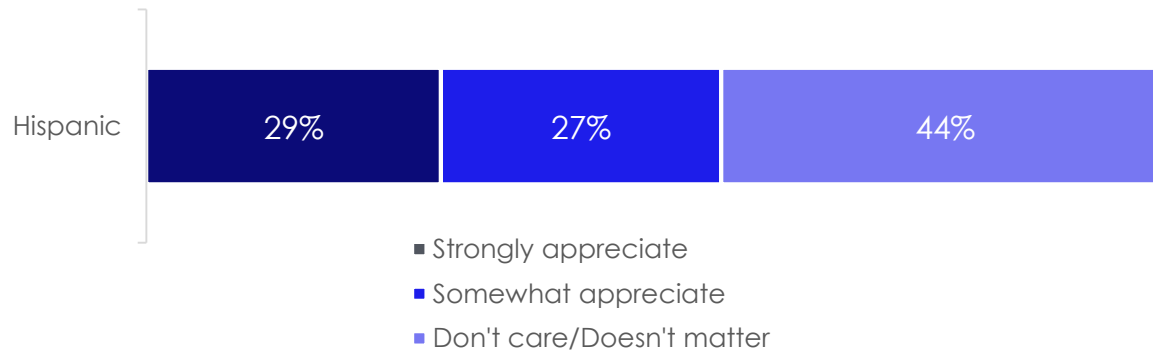
Among registered voters 18+
 Source: Univision political tracker in collaboration with Media Predict as of October 2020

THE IMPORTANCE OF SPANISH LANGUAGE

ALMOST 60% OF HISPANICS STRONGLY/SOMEWHAT APPRECIATE CANDIDATES WHO ADVERTISE IN SPANISH

When you follow a political campaign for President, Congress, Senate or Governor, do you appreciate when candidates advertise in Spanish in trying to win your vote?

Spanish Language Campaigns



COMMUNICATING IN SPANISH: -63% OF HISPANICS AGREE POLITICAL PARTIES/CANDIDATES WHO ADVERTISE IN SPANISH WANT THEIR VOTE -53% AGREE IT SHOWS THEM CANDIDATES ARE TRULY INTERESTED IN HISPANICS AND THEIR COMMUNITY

How much do you agree or disagree with each of the following statements? *[Spanish Language Campaigns]*

Statement	Hispanic	
	Agree	Disagree
Political parties and candidates who advertise in Spanish are showing me they want my vote.	54%	11%
When a political party or candidate communicates with me in Spanish, it suggests that they are truly interested in Hispanics and our community.	46%	20%

5 pt Scale: Agree = 4,5, Disagree = 1,2, Neutral = 3 (not reported), No opinion = 0 (Not reported)

Agree and Disagree above will not sum to 100%

Among registered voters 18+

Source: Univision political tracker in collaboration with Media Predict as of October 2020



CORONAVIRUS

-HANDLING APPROVAL

-EFFECTS ON JOBS

-SCHOOL OPENING STATEMENTS AND PARENT OPINION

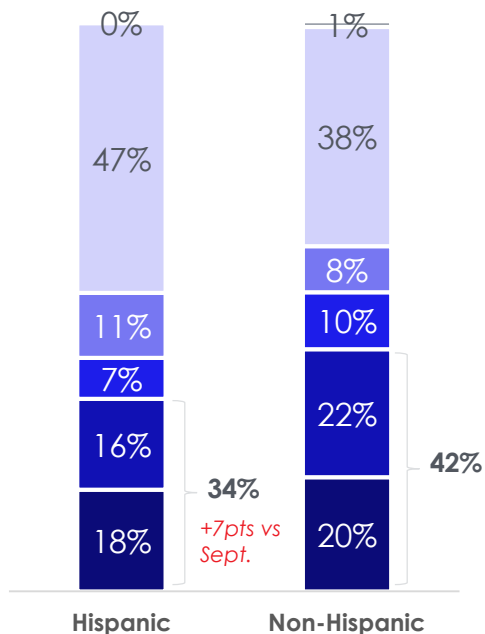
APPROVE TRUMP HANDLING OF CORONAVIRUS TOP TWO BOX:

-HISPANICS 34%, NON-HISPANICS 42%

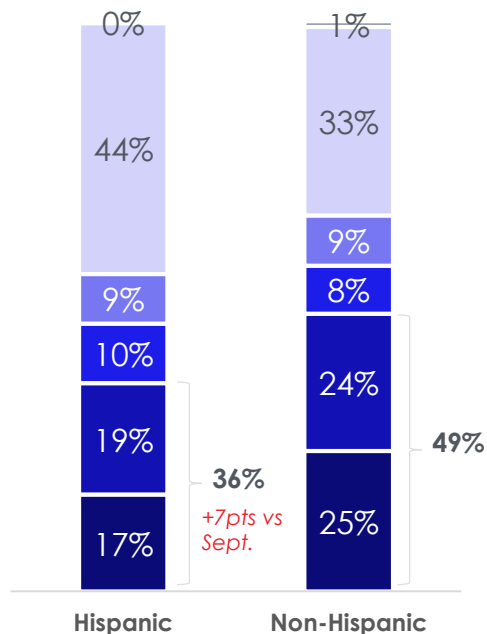
APPROVE TRUMP HANDLING ECONOMIC IMPACT OF CORONAVIRUS TOP TWO BOX:

-HISPANICS 36%, NON-HISPANICS 49%

Trump Handling of Coronavirus



Trump Handling of Economic Impact of Coronavirus



- I don't know/No opinion
- Strongly disapprove
- Somewhat disapprove
- Neither approve nor disapprove
- Somewhat approve
- Strongly approve

APPROVE CONGRESS HANDLING OF CORONAVIRUS TOP TWO BOX:

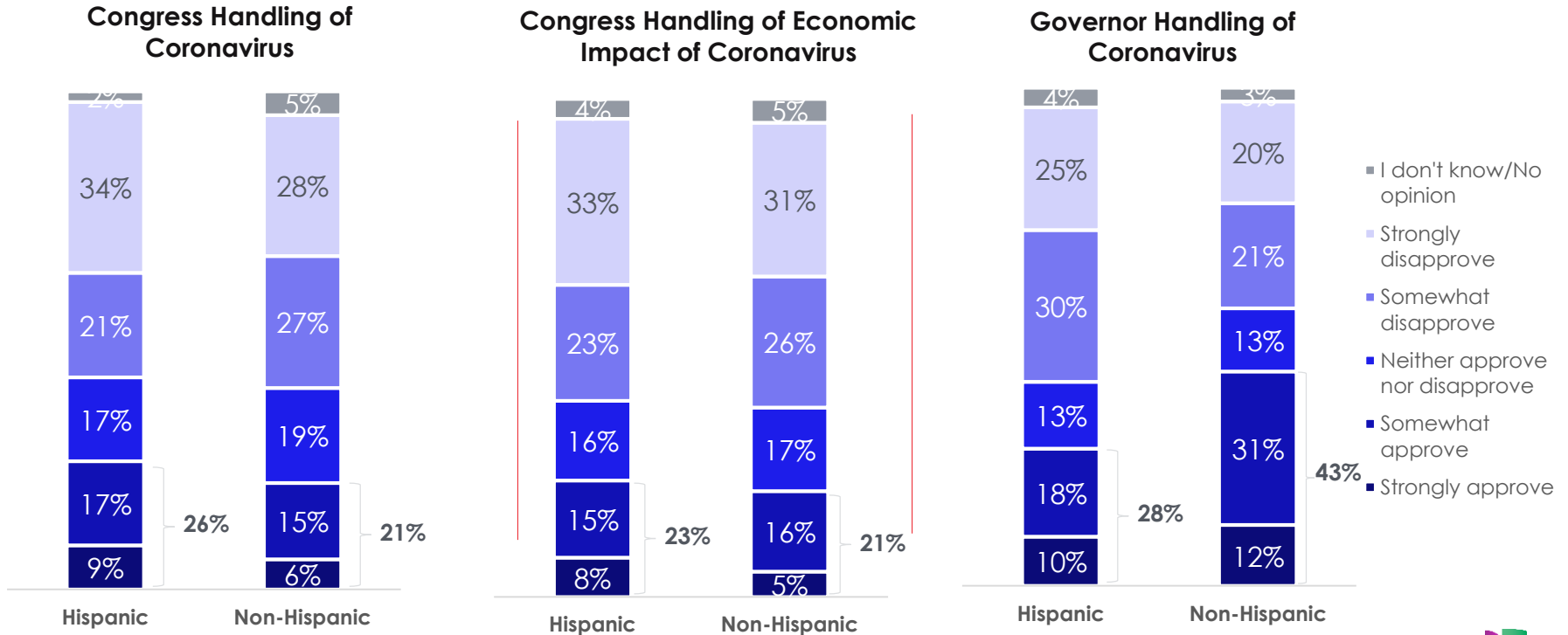
-HISPANICS 26%, NON-HISPANICS 21%

APPROVE CONGRESS HANDLING OF ECONOMIC IMPACT CORONAVIRUS TOP TWO BOX:

-HISPANICS 23%, NON-HISPANICS 21%

APPROVE GOVERNOR HANDLING OF CORONAVIRUS TOP TWO BOX:

-HISPANICS 28%, NON-HISPANICS 43%



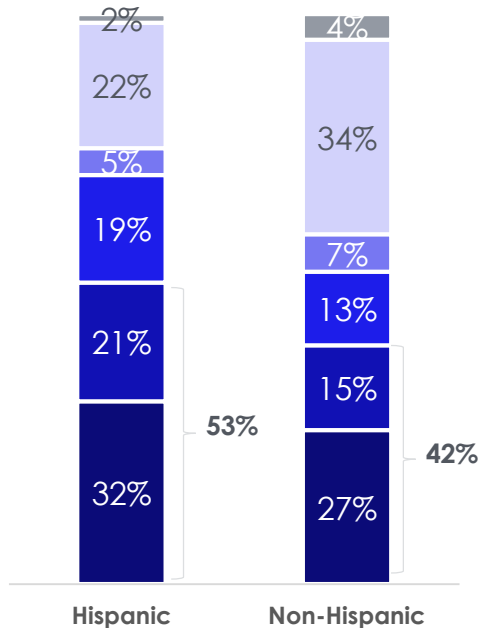
BIDEN HANDLING OF CORONAVIRUS WOULD BE BETTER TOP TWO BOX:

-HISPANICS 53%, NON-HISPANICS 42%

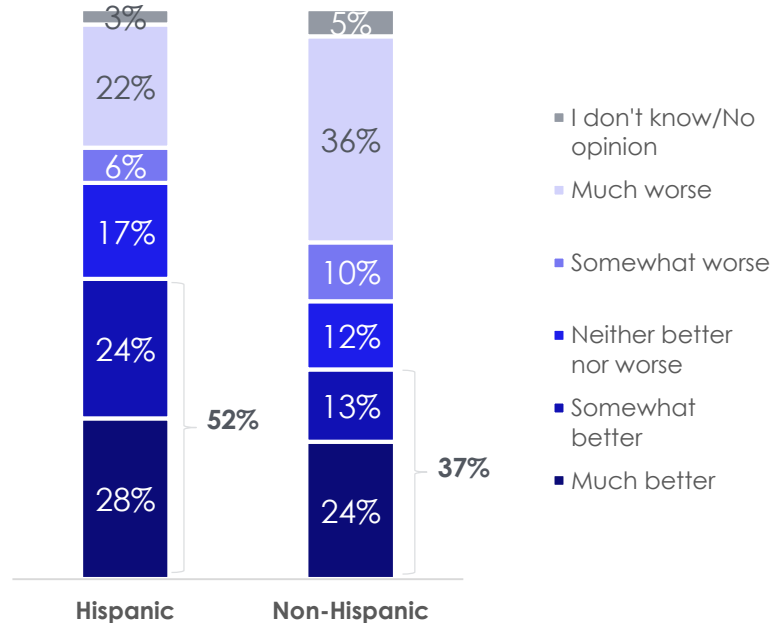
BIDEN HANDLING OF ECONOMIC IMPACT OF CORONAVIRUS WOULD BE BETTER TOP TWO BOX:

-HISPANICS 52%, NON-HISPANICS 37%

**Biden Handling of Coronavirus –
Better or Worse**



**Biden Handling of Economic
Impact of Coronavirus – Better or
Worse**

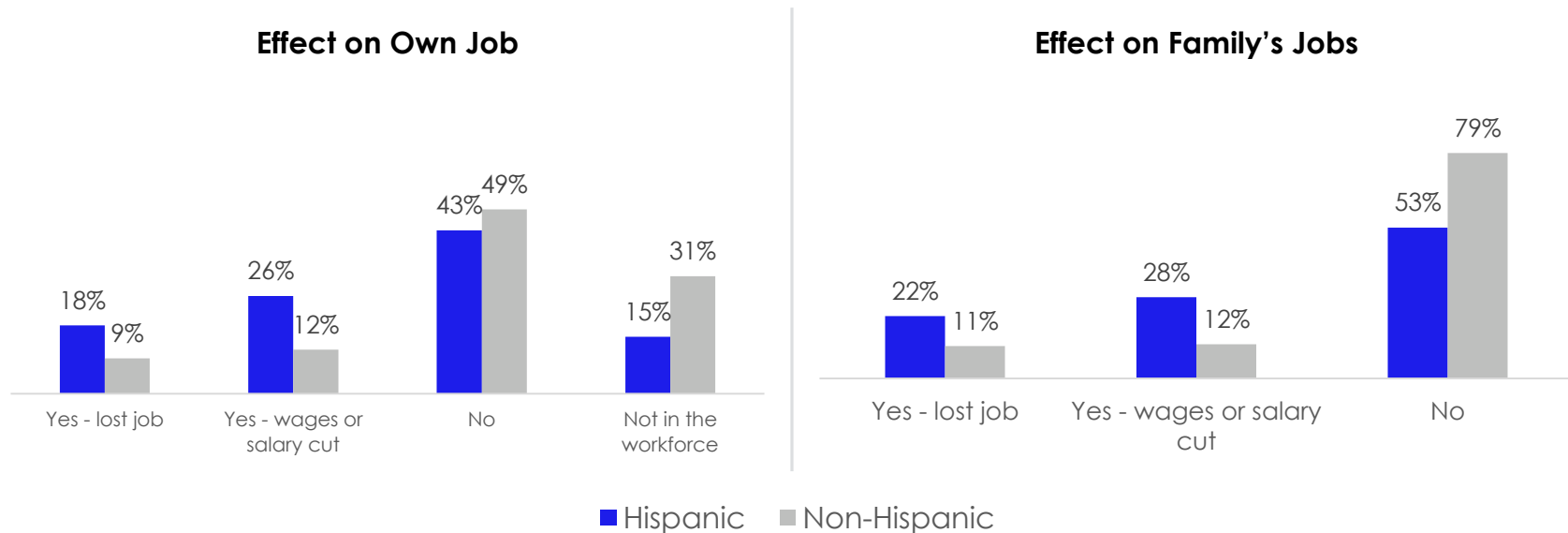


- I don't know/No opinion
- Much worse
- Somewhat worse
- Neither better nor worse
- Somewhat better
- Much better

CORONAVIRUS EFFECT ON JOB: -HIGHER % OF HISPANICS HAVE LOST JOB OR SEEN WAGES/SALARY CUT THAN NON-HISPANICS -HIGHER % OF HISPANICS HAVE SEEN SOMEONE IN FAMILY LOSE JOB OR HAD WAGES/SALARY CUT THAN NON-HISPANICS

Have you lost your job or have your wages or salary been cut because of the coronavirus?

Besides you, has anyone in your family lost their job or have your wages or salary been cut because of the coronavirus?

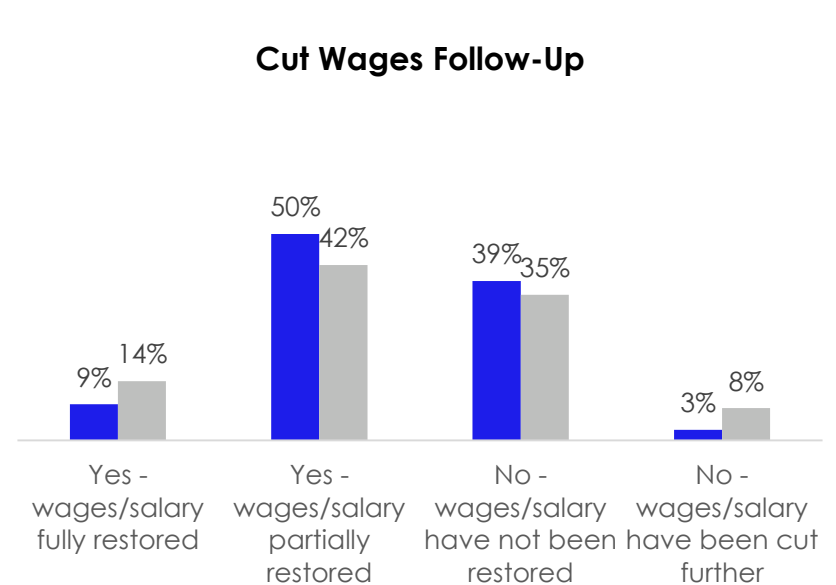
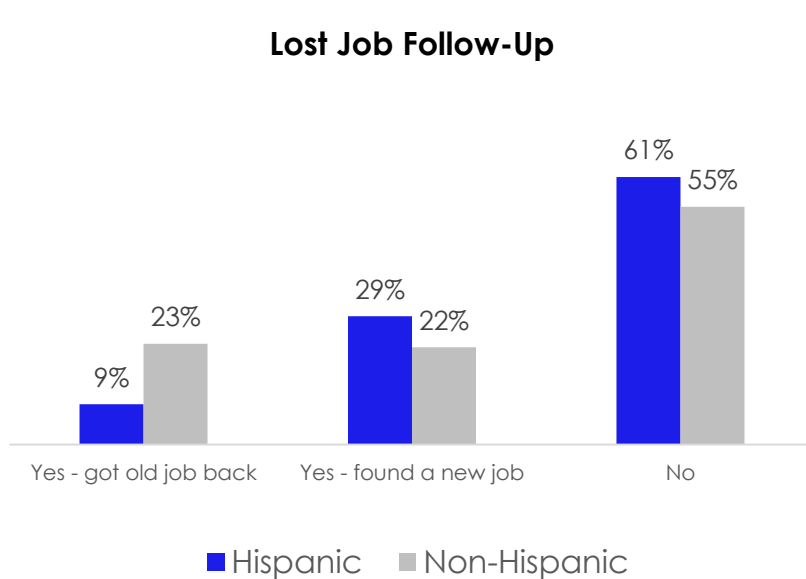


AMONG THOSE WHO LOST JOB, OVER 55% OF RESPONDENTS HAVE NOT GOTTEN JOB BACK/FOUND NEW ONE

-AMONG THOSE WHO HAD WAGES CUT, ABOUT 40% OF RESPONDENTS HAVE NOT HAD WAGES RESTORED; HISPANICS MORE LIKELY TO HAVE HAD WAGES PARTIALLY RESTORED

You answered that you had lost your job due to the coronavirus, have you since gotten your job back or found a new one?

You answered that you had your wages or salary cut due to the coronavirus, have you since had your wages/salary restored?



SCHOOL OPENING STATEMENTS

This year, schools are operating in a variety of ways, from being open for full-time in-person instruction to being completely on-line. For each of the following, please indicate how effective or ineffective you think they are in educating children.

Full Time:

Schools that are doing full-time in-person teaching.

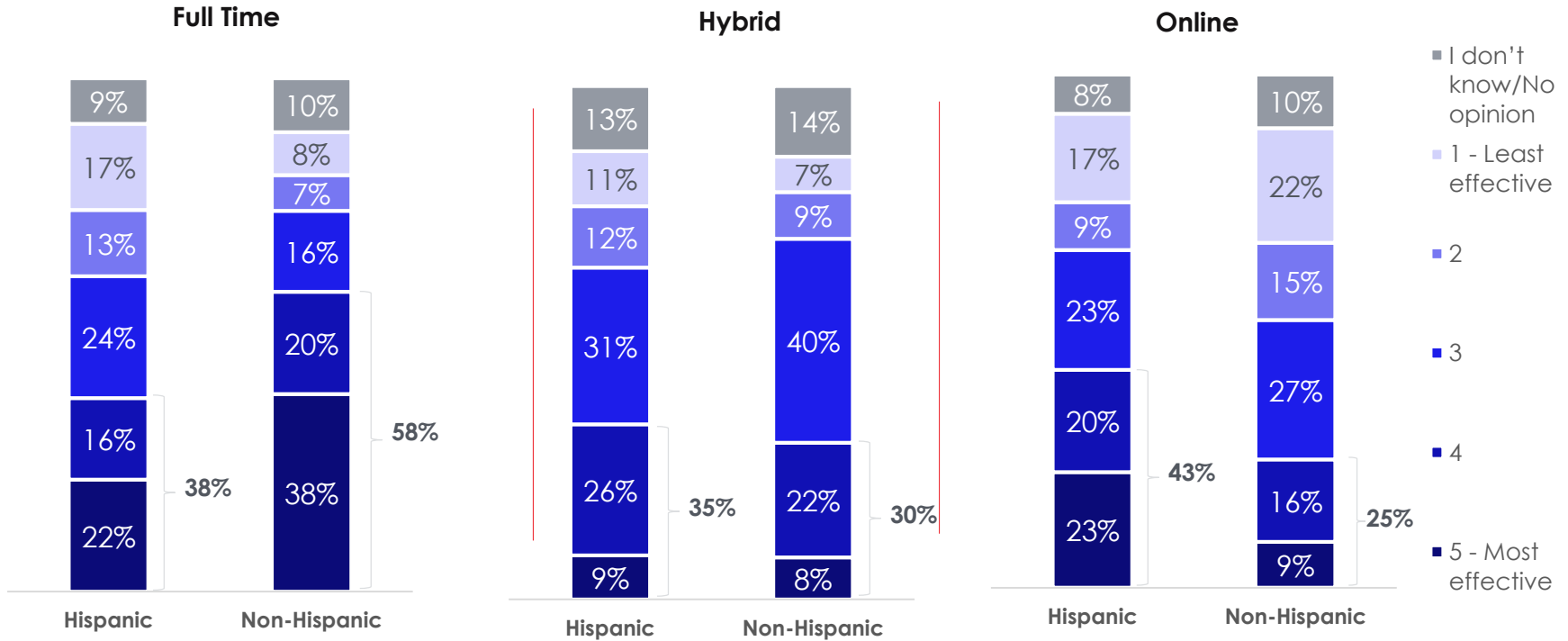
Hybrid:

Schools that are operating with a “hybrid” option where students split their time between in-person and on-line education. Half the students are physically at school at any time and the other half are on-line (remote learning).

Online:

Schools that are not open physically and do on-line education (remote learning) only.

**SCHOOL OPENING OPTIONS TOP TWO BOX EFFECTIVE IN EDUCATING CHILDREN:
 FULL-TIME: 38% HISPANICS, 58% NON-HISPANICS MOST EFFECTIVE
 HYBRID: 35% HISPANICS, 30% NON-HISPANICS MOST EFFECTIVE
 ONLINE: 43% HISPANICS, 25% NON-HISPANICS MOST EFFECTIVE**



Among registered voters 18+
 Source: Univision political tracker in collaboration with Media Predict as of October 2020

COVID-19/ECONOMY STATEMENTS

-MAJORITY OF RESPONDENTS ARE VERY WORRIED ABOUT WHAT IS HAPPENING TO THE ECONOMY AND BELIEVE ECONOMY WILL GET WORSE IF COVID CASES RISE

-ABOUT 50% OF RESPONDENTS EXPECT PERSONAL ECONOMIC SITUATION TO GET BETTER IN NEXT FEW YEARS

-HISPANICS GREATER AGREEMENT: I HAVE ALREADY CUT BACK MY SPENDING SIGNIFICANTLY IN REACTION TO THE CORONAVIRUS; THE IMPACT OF THE CORONAVIRUS HAS HURT MY PERSONAL ECONOMIC SITUATION SIGNIFICANTLY ALREADY; I EXPECT THE CORONAVIRUS WILL HURT MY PERSONAL ECONOMIC SITUATION SIGNIFICANTLY

How much do you agree or disagree with each of the following statements? [Coronavirus crisis and the economy – 1 of 3]

Statement	Hispanic		Non-Hispanic	
	Agree	Disagree	Agree	Disagree
I am very worried about what is happening to the economy	77%	10%	79%	6%
I believe the economy will get worse if COVID cases rise	71%	11%	72%	8%
I have already cut back my spending significantly in reaction to the coronavirus	57%	13%	45%	30%
I expect my personal economic situation to get better in the next few years	53%	13%	54%	15%
The impact of the coronavirus has hurt my personal economic situation significantly already	51%	24%	36%	41%
The economic problems caused by the lockdown of the country will hurt more people than the coronavirus	49%	28%	60%	24%
I expect that the coronavirus will hurt my personal economic situation significantly	48%	19%	32%	40%

5 pt Scale: Agree = 4,5, Disagree = 1,2, Neutral = 3 (not reported), No opinion = 0 (Not reported)

Agree and Disagree above will not sum to 100%

Among registered voters 18+

Source: Univision political tracker in collaboration with Media Predict as of October 2020



-HISPANICS FAR GREATER AGREEMENT I AM WORRIED ABOUT MAKING MY MORTGAGE/RENT, AND OTHER PAYMENTS LIKE PHONE, CREDIT CARD, OVER THE NEXT FEW MONTHS

-ABOUT 40% OF RESPONDENTS EXPECT SPENDING WILL RETURN TO PRE-CORONAVIRUS LEVELS ONCE THE ECONOMY REOPENS

-ALL RESPONDENTS DISAGREE THE HEALTH RISK OF THE CORONAVIRUS IS OVERBLOWN

MIXED SENTIMENT, EQUAL % OF HISPANICS AGREE/DISAGREE:

-I AM MORE WORRIED ABOUT THE ECONOMY THAN I AM ABOUT THE CORONAVIRUS

-I BELIEVE THE ECONOMY WILL BOUNCE BACK AS SOON AS RESTRICTIONS RELATED TO CORONAVIRUS ARE LIFTED

-I HAVE STARTED TO SPEND MORE THAN I WAS SPENDING IN FIRST FEW MONTHS OF PANDEMIC

How much do you agree or disagree with each of the following statements? [Coronavirus crisis and the economy – 2 of 3]

Statement	Hispanic		Non-Hispanic	
	Agree	Disagree	Agree	Disagree
I am worried about making other payments, like phone, credit card, and car payments, over the next few months	47%	30%	26%	54%
I am worried about making my mortgage/rent payment over the next few months	44%	26%	23%	58%
I expect that my spending will return to pre-coronavirus levels once the economy reopens	41%	26%	43%	23%
I am more worried about the economy than I am about the coronavirus	38%	37%	51%	32%
The health risk of the coronavirus is overblown	36%	42%	37%	50%
I have started to spend more than I was spending in the first few months of the coronavirus pandemic	35%	34%	32%	42%
I believe that the economy will bounce back as soon as the restrictions related to coronavirus are lifted	34%	36%	51%	34%

5 pt Scale: Agree = 4,5, Disagree = 1,2, Neutral = 3 (not reported), No opinion = 0 (Not reported)

Agree and Disagree above will not sum to 100%

Among registered voters 18+

Source: Univision political tracker in collaboration with Media Predict as of October 2020



-ABOUT ONE THIRD OF RESPONDENTS EXPECT INCOME WILL RETURN TO PRE-CORONAVIRUS LEVELS ONCE THE ECONOMY REOPENS; ARE MORE CONFIDENT ABOUT PERSONAL ECONOMIC SITUATION THAN IN FIRST FEW MONTHS OF PANDEMIC (EQUAL % OF HISPANICS DISAGREE)

-RESPONDENTS DISAGREE: I BELIEVE I WILL LOSE MY JOB SOMETIME IN THE NEXT FEW MONTHS; I BELIEVE MY WAGES/SALARY WILL BE CUT SOMETIME IN NEXT FEW MONTHS (EQUAL % OF HISPANICS AGREE)

How much do you agree or disagree with each of the following statements? [Coronavirus crisis and the economy – 3 of 3]

Statement	Hispanic		Non-Hispanic	
	Agree	Disagree	Agree	Disagree
I expect that my income will return to pre-coronavirus levels once the economy reopens	33%	22%	35%	15%
I believe that my wages/salary will be cut sometime in the next few months	33%	34%	15%	48%
I am more confident about my personal economic situation than I was in the first few months of the coronavirus pandemic	31%	30%	36%	25%
I am confident that Social Security and Medicare benefits will be available to me when I retire, similarly to current retirees	28%	40%	43%	31%
I believe that I will lose my job sometime in the next few months	21%	42%	12%	56%

5 pt Scale: Agree = 4,5, Disagree = 1,2, Neutral = 3 (not reported), No opinion = 0 (Not reported)

Agree and Disagree above will not sum to 100%

Among registered voters 18+

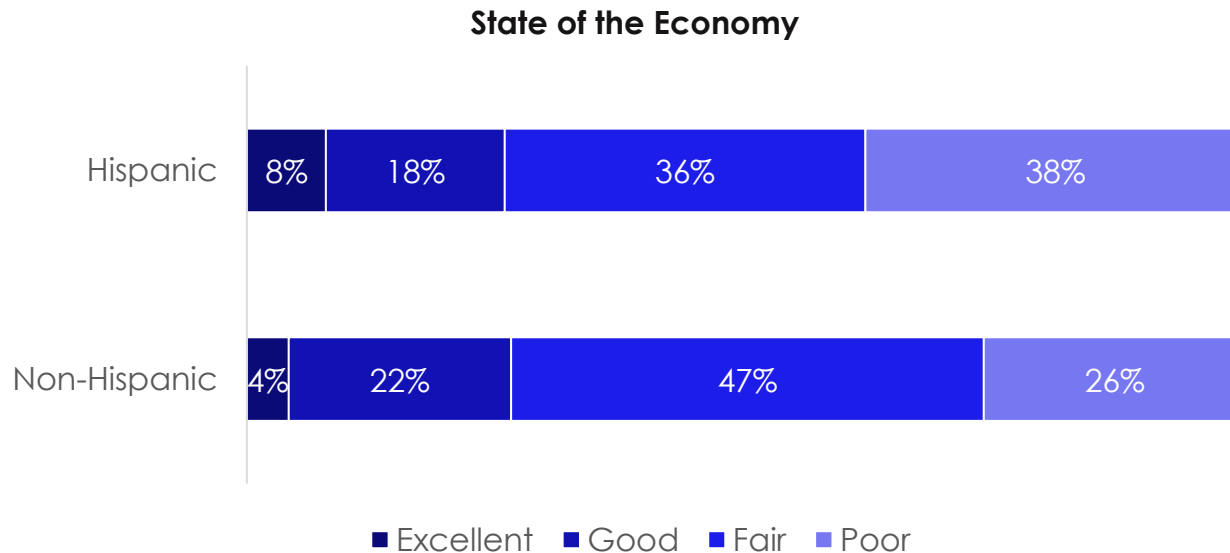
Source: Univision political tracker in collaboration with Media Predict as of October 2020



ECONOMY

-8% OF HISPANICS, 4% NON-HISPANICS RATE THE ECONOMY AS EXCELLENT -38% OF HISPANICS, 26% NON-HISPANICS RATE IT AS POOR

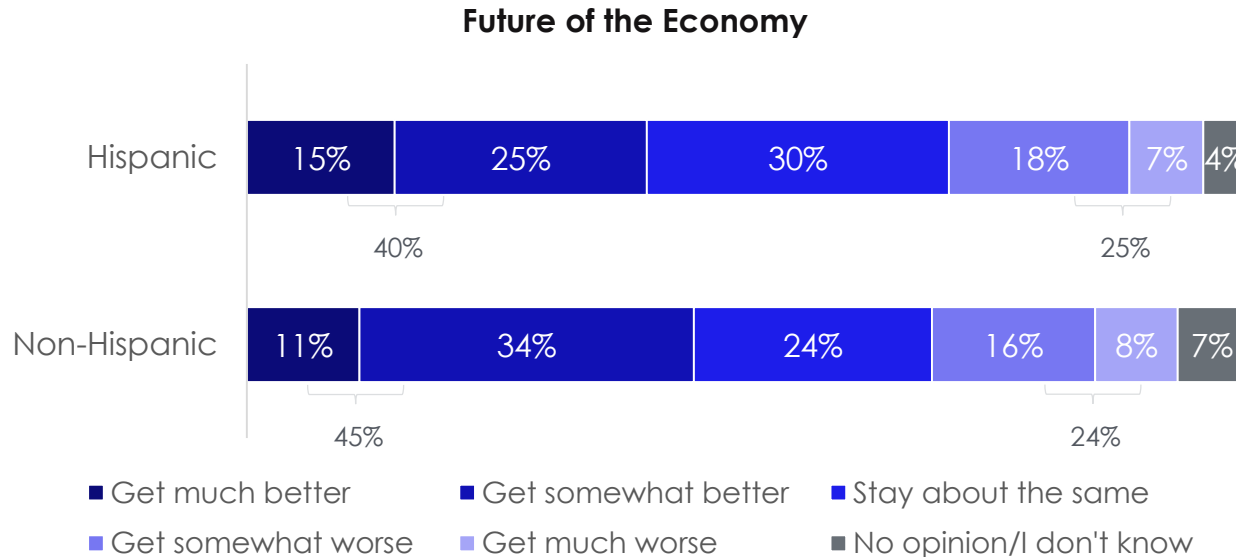
How would you rate the economy of the United States right now?



HOW WILL THE ECONOMY BE OVER NEXT FEW MONTHS?

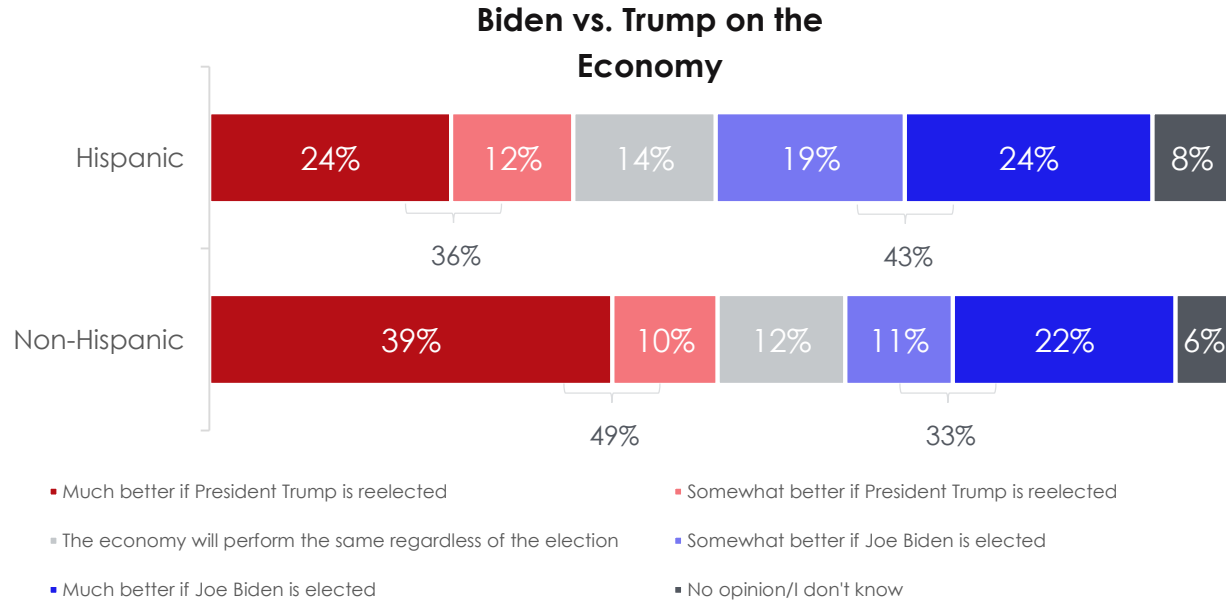
-MUCH/SOMEWHAT BETTER: HISPANIC 40%, NON-HISPANIC 45%
-MUCH/SOMEWHAT WORSE: HISPANIC 25%, NON-HISPANIC 24%

Thinking ahead to a few months from now... Do you believe the economy will get better, get worse, or stay about the same as it is now?



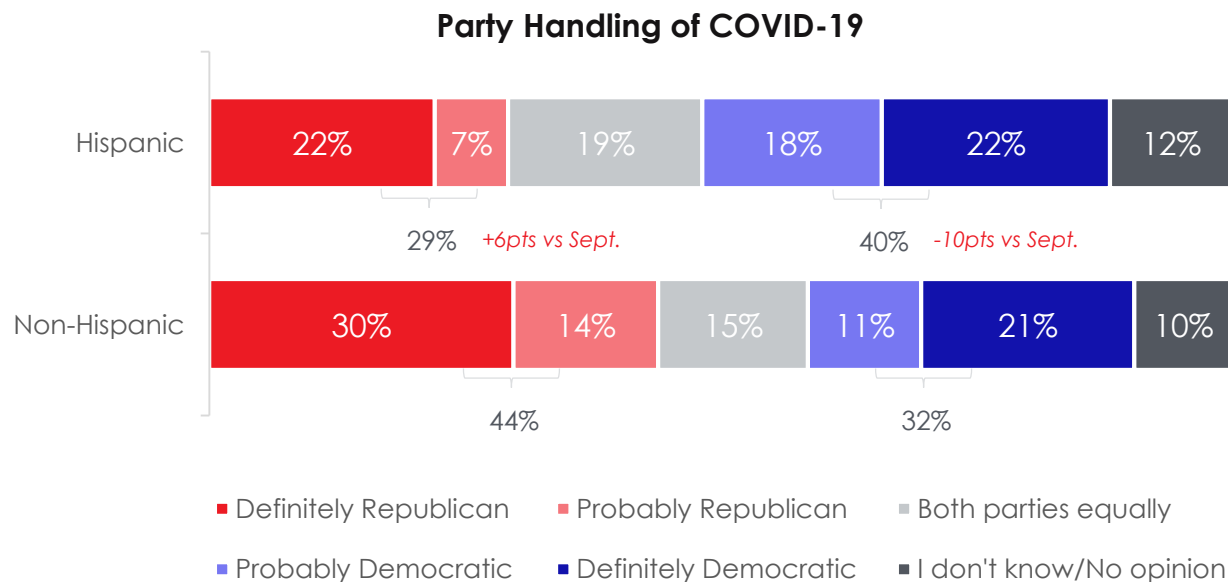
ECONOMY WILL DO BETTER TOP TWO BOX:
-IF BIDEN ELECTED: HISPANICS 43%, NON-HISPANICS 33%
-IF TRUMP REELECTED: HISPANICS 36%, NON-HISPANICS 49%

Will the economy do better if President Trump is reelected or if Joe Biden is elected president?



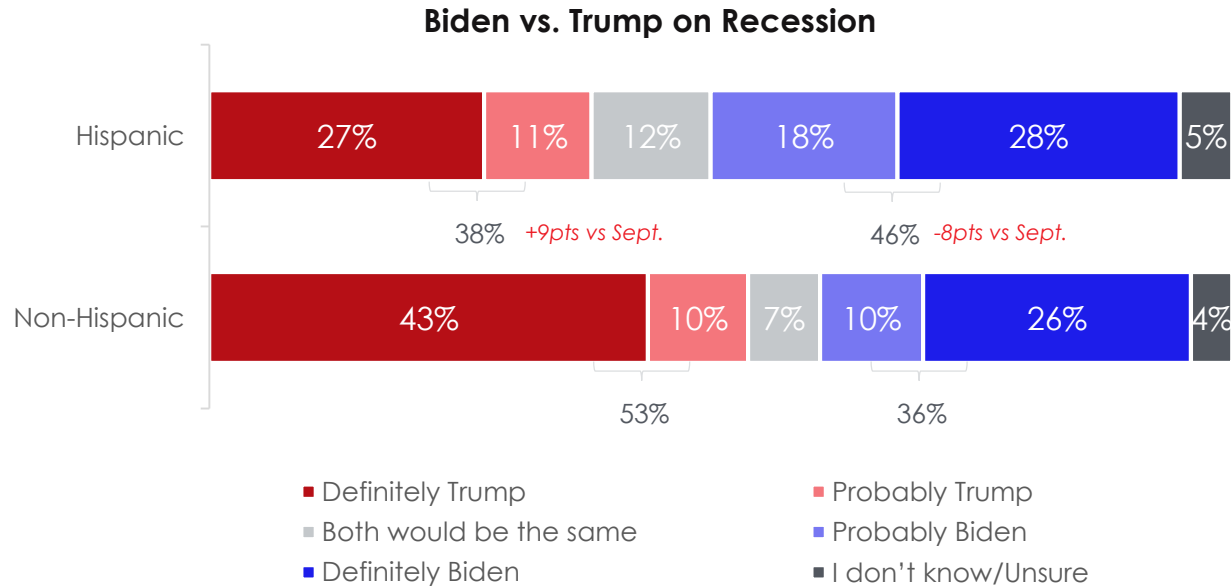
PARTY BETTER ABLE TO HANDLE ECONOMIC IMPACT OF THE VIRUS TOP TWO BOX:
-HISPANICS: DEMOCRATIC 40%, REPUBLICAN 29%
-NON-HISPANICS: DEMOCRATIC 32%, REPUBLICAN 44%

Which party is better able to handle the economic impact of the coronavirus?



PRESIDENTIAL CANDIDATE BEST ABLE TO HANDLE AN ECONOMIC RECESSION TOP TWO BOX:
-HISPANICS: DEMOCRATIC 46%, REPUBLICAN 38%
-NON-HISPANICS: DEMOCRATIC 36%, REPUBLICAN 53%

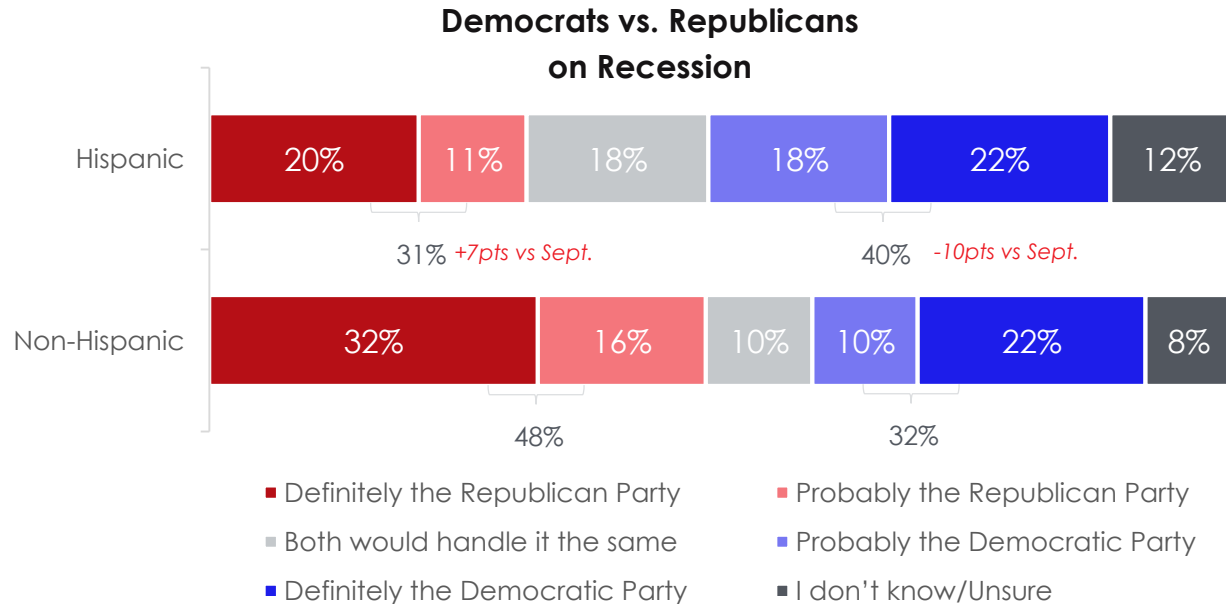
Which presidential candidate would best be able to handle an economic recession, President Donald Trump or Joe Biden?



POLITICAL PARTY BEST ABLE TO HANDLE AN ECONOMIC RECESSION TOP TWO BOX:

- REPUBLICAN: HISPANICS 31%, NON-HISPANICS 48%
- DEMOCRATIC: HISPANICS 40%, NON-HISPANICS 32%

Which political party would best be able to handle an economic recession, the Republican Party or the Democratic Party?



HEALTHCARE

ABOUT 60% OF RESPONDENTS RANK BRINGING DOWN PRICE OF HEALTH INSURANCE DEDUCTIBLES, COPAYS, AND PREMIUMS AS TOP HEALTHCARE PRIORITY

-RESPONDENTS RANK LOWERING THE PRICE OF PRESCRIPTION DRUGS SECOND IN IMPORTANCE

Other than the ongoing Coronavirus issues, which TWO of the following do you believe should be the top priorities when it comes to our nation's health care system...

Please rank the two top priorities when it comes to our nation's health care system, with 1 being the most important, and 2 being the 2nd most important.

Statement	Hispanic		Non-Hispanic	
	Selected	Rank Index	Selected	Rank Index
Bringing down the price of health insurance deductibles, copays and premiums	56%	152	63%	168
Lowering the price of prescription drugs	47%	110	54%	124
Improving access to health care	45%	113	41%	109
Ensuring that the latest drugs and treatments are available to patients	33%	76	26%	61
Dealing with the opioid/painkiller addiction epidemic	19%	48	16%	38

*The rank index is calculated by combining both how often each statement was chosen, and the ranking of each respondent's top 2 statements

-MAJORITY OF RESPONDENTS AGREE DRUG ABUSE IS A SERIOUS PUBLIC HEALTH ISSUE IN U.S.; PEOPLE SHOULD BE REQUIRED TO MAINTAIN SOCIAL DISTANCING AND WEAR FACEMASKS IN PUBLIC UNTIL THREAT FROM CORONAVIRUS IS GONE

-ABOUT 60% OF RESPONDENTS AGREE BEST WAY TO ADDRESS HEALTHCARE ISSUES IN U.S. IS TO IMPROVE CURRENT SYSTEM, INCLUDING IMPROVING AFFORDABLE CARE ACT

-HISPANICS GREATER AGREEMENT GOVT FUNDED HEALTH INSURANCE SHOULD BE AVAILABLE TO EVERYONE IN U.S.; MEDICARE FOR ALL WOULD NOT NEGATIVELY IMPACT QUALITY OR AVAILABILITY OF HEALTHCARE SERVICES IN U.S.

-HISPANICS FAR LESS SATISFIED WITH HEALTHCARE COVERAGE

How much do you agree or disagree with each of the following statements? [Healthcare - 1 of 2]

Statement	Hispanic		Non-Hispanic	
	Agree	Disagree	Agree	Disagree
Drug abuse is a serious public health issue in the United States.	74%	5%	80%	7%
People should be required to maintain social distancing (i.e., stay at least 6 feet away from other people) until the threat from coronavirus is gone	72%	9%	73%	12%
People should be required to wear facemasks in public until the threat from coronavirus is gone	68%	19%	67%	19%
Government funded health insurance should be available to everyone in the United States.	63%	18%	50%	36%
The best way to address healthcare issues in the United States is to improve the current system, including improving the Affordable Care Act (also known as Obamacare).	61%	12%	55%	26%
I am generally satisfied with my healthcare coverage.	49%	21%	70%	14%
Medicare For All (that includes the elimination of all private health insurance) would not negatively impact the quality or availability of healthcare services in the United States.	41%	26%	31%	46%
Abortion should be legal only in the first trimester of pregnancy	35%	26%	35%	34%

5 pt Scale: Agree = 4,5, Disagree = 1,2, Neutral = 3 (not reported), No opinion = 0 (Not reported)

Agree and Disagree above will not sum to 100%

Among registered voters 18+

Source: Univision political tracker in collaboration with Media Predict as of October 2020



-HISPANICS LOWER AGREEMENT MEDICAID AND MEDICARE ARE WORKING WELL NOW

RESPONDENTS DISAGREE:

-GOVT FUNDS SHOULD BE USED TO PAY FOR ABORTIONS; ABORTIONS SHOULD BE AVAILABLE ANY TIME DURING PREGNANCY

-GOVT SHOULD ELIMINATE ALL PRIVATE HEALTH INSURANCE AND REPLACE IT WITH A GOVT RUN PROGRAM LIKE MEDICARE; IN ORDER TO PAY FOR UNIVERSAL GOVT FUNDED HEALTH INSURANCE, GOVT SHOULD RAISE MY TAXES

How much do you agree or disagree with each of the following statements? [Healthcare - 2 of 2]

Statement	Hispanic		Non-Hispanic	
	Agree	Disagree	Agree	Disagree
Medicaid and Medicare are working well now.	34%	23%	45%	23%
The Government should eliminate all private health insurance and replace it with a Government-run program like Medicare.	31%	36%	23%	57%
Abortion should be available to a woman at any time during her pregnancy	28%	45%	31%	51%
In order to pay for universal government funded health insurance, the govt should raise my taxes.	27%	40%	24%	57%
Government funds should be used to pay for abortions.	23%	46%	24%	57%

5 pt Scale: Agree = 4,5, Disagree = 1,2, Neutral = 3 (not reported), No opinion = 0 (Not reported)

Agree and Disagree above will not sum to 100%

Among registered voters 18+

Source: Univision political tracker in collaboration with Media Predict as of October 2020



**PUBLIC SAFETY
POLICE REFORM
PROTESTS**

ABOUT 60% OF HISPANICS, 70% NON-HISPANICS AGREE STRICTER BACKGROUND CHECKS ON SALE OF GUNS BEST WAY TO REDUCE GUN VIOLENCE; I SUPPORT SECOND AMENDMENT RIGHTS

-ABOUT 57% OF RESPONDENTS AGREE ASSAULT RIFLES SHOULD BE BANNED

-50% OF HISPANICS, 42% NON-HISPANICS BELIEVE STRICTER GUN CONTROL LAWS WOULD REDUCE CRIME

-HISPANICS FAR LESS AGREEMENT LOCAL AND STATE AUTHORITIES SHOULD COOPERATE WITH FEDERAL IMMIGRATION AUTHORITIES

-RESPONDENTS DISAGREE: CRIME IS GETTING WORSE IN MY NEIGHBORHOOD; I FEEL LESS SAFE IN MY NEIGHBORHOOD THAN I DID A YEAR AGO

How much do you agree or disagree with each of the following statements? [Public Safety]

Statement	Hispanic		Non-Hispanic	
	Agree	Disagree	Agree	Disagree
Stricter background checks on the sale of guns is the best way to reduce gun violence	69%	19%	63%	23%
I support Second Amendment gun rights	63%	12%	72%	15%
Assault rifles should be banned	56%	30%	57%	28%
I believe that stricter gun control laws would reduce crime	50%	29%	42%	43%
Local and State authorities should cooperate with federal immigration authorities	47%	19%	72%	6%
Crime is getting worse in my neighborhood	29%	44%	24%	47%
I feel less safe in my neighborhood than I did a year ago	29%	40%	27%	50%

5 pt Scale: Agree = 4.5, Disagree = 1.2, Neutral = 3 (not reported), No opinion = 0 (Not reported)

Agree and Disagree above will not sum to 100%

Among registered voters 18+

Source: Univision political tracker in collaboration with Media Predict as of October 2020



-HISPANICS FAR GREATER AGREEMENT THE CRIMINAL JUSTICE SYSTEM IN U.S. TREATS MINORITIES UNFAIRLY; FAR LOWER AGREEMENT THE POLICE IN THE U.S. GENERALLY TREAT MINORITIES FAIRLY

-HISPANICS LOWER AGREEMENT: THE POLICE MAKE MY NEIGHBORHOOD SAFER; I TRUST THE POLICE IN MY NEIGHBORHOOD; LESS POLICE WOULD CAUSE CRIME TO GO UP SIGNIFICANTLY; MY LOCAL POLICE DO A GOOD JOB

-RESPONDENTS DISAGREE MY LOCAL GOVT SHOULD COMPLETELY DEFUND THE POLICE OR SIGNIFICANTLY REDUCE RESOURCES FOR POLICE AND USE MONEY FOR OTHER PURPOSES

How much do you agree or disagree with each of the following statements? [Police Reform]

Statement	Hispanic		Non-Hispanic	
	Agree	Disagree	Agree	Disagree
The criminal justice system in the United States treats minorities unfairly	60%	19%	44%	36%
The police make my neighborhood safer	57%	14%	75%	5%
I trust the police in my neighborhood	55%	19%	77%	9%
Less police in my neighborhood would cause crime to go up significantly	54%	17%	62%	14%
My local police do a good job	54%	21%	77%	6%
I believe that police in the United States generally treat minorities fairly	40%	38%	59%	30%
My local government should significantly reduce the resources for police and use the money for other purposes	27%	42%	20%	64%
My local government should completely defund the police	19%	56%	11%	76%

5 pt Scale: Agree = 4,5, Disagree = 1,2, Neutral = 3 (not reported), No opinion = 0 (Not reported)

Agree and Disagree above will not sum to 100%

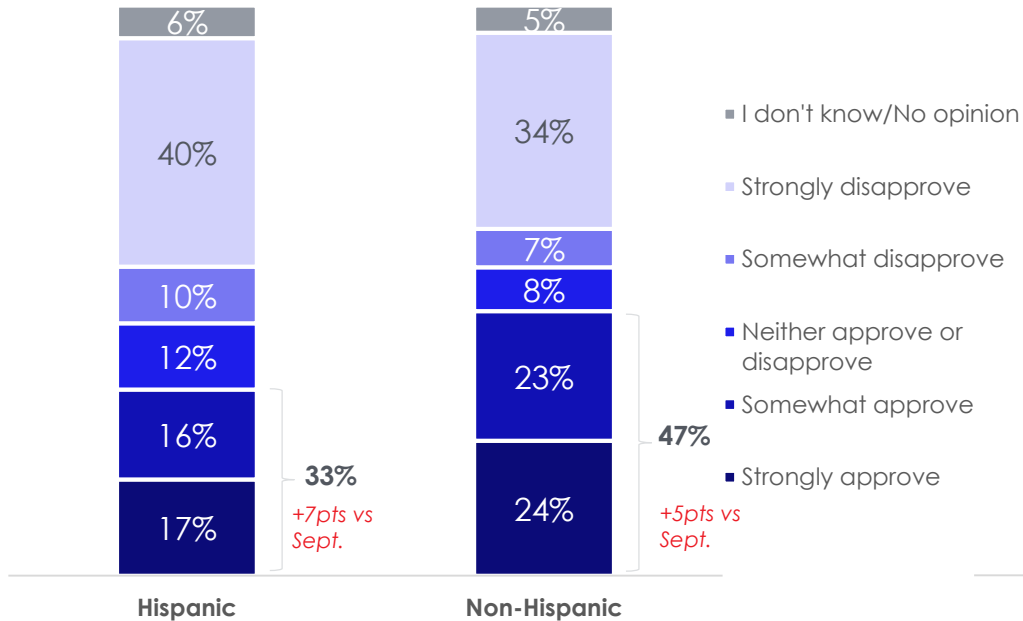
Among registered voters 18+

Source: Univision political tracker in collaboration with Media Predict as of October 2020

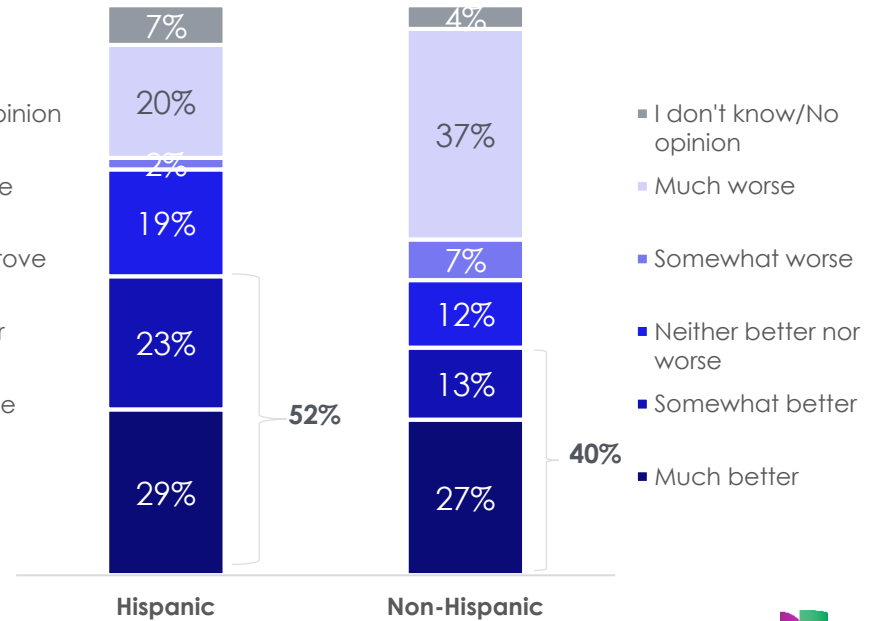


**TRUMP APPROVE HANDLING OF PROTESTS TOP TWO BOX:
 -STRONGLY/SOMEWHAT APPROVE: HISPANICS 33%, NON-HISPANICS 47%
 BIDEN HANDLING OF PROTESTS BETTER OR WORSE TOP TWO BOX:
 -SOMEWHAT/MUCH BETTER: 52% HISPANICS, NON-HISPANICS 40%**

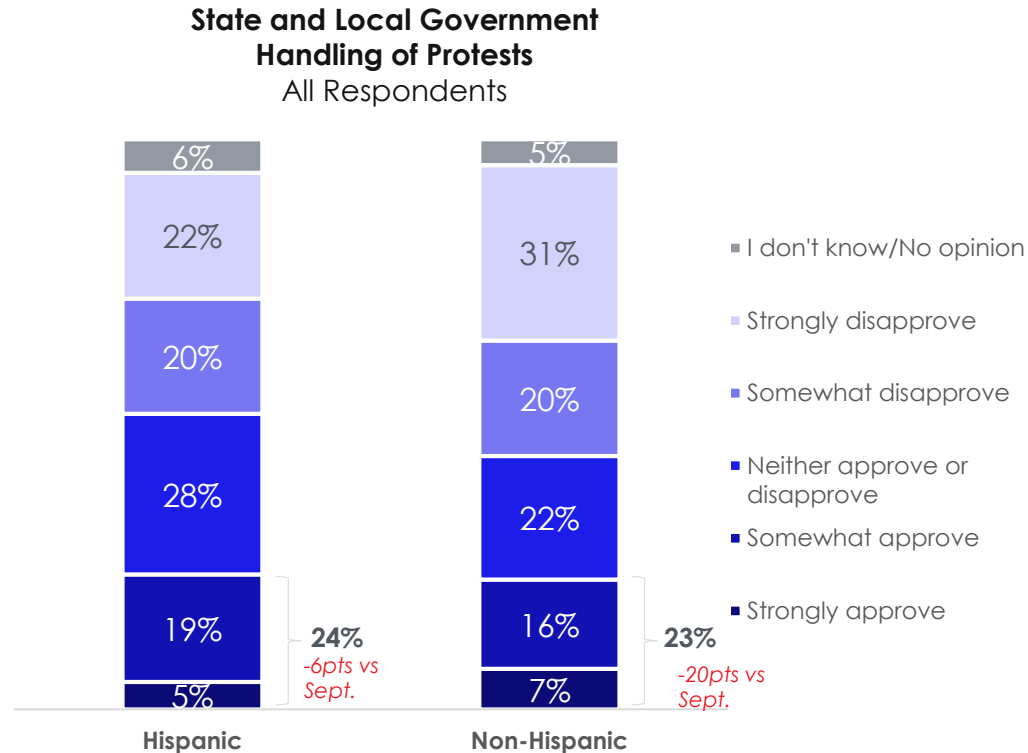
Trump Handling of Protests
 All Respondents



Biden Handling of Protests Better or Worse
 All Respondents

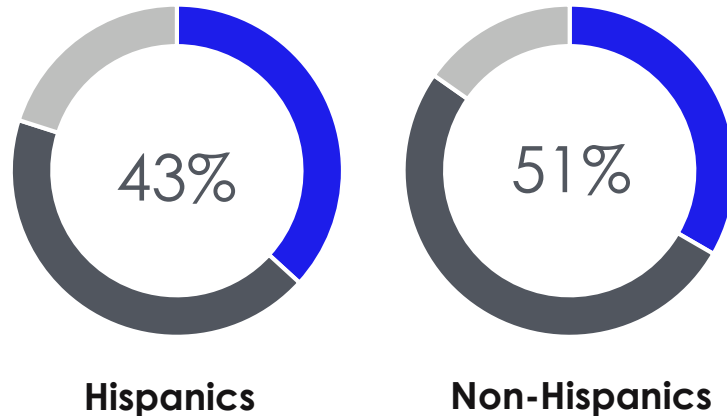


STATE AND LOCAL GOVT HANDLING OF PROTESTS TOP TWO BOX: ABOUT 24% OF RESPONDENTS SOMEWHAT/STRONGLY APPROVE



TRUMP RESPONSE TO VIOLENCE: 43% OF HISPANICS, 51% NON-HISPANICS BELIEVE TRUMP SHOULD WAIT UNTIL STATE OFFICIALS ASK FOR HIS ASSISTANCE

Trump Response to Violence

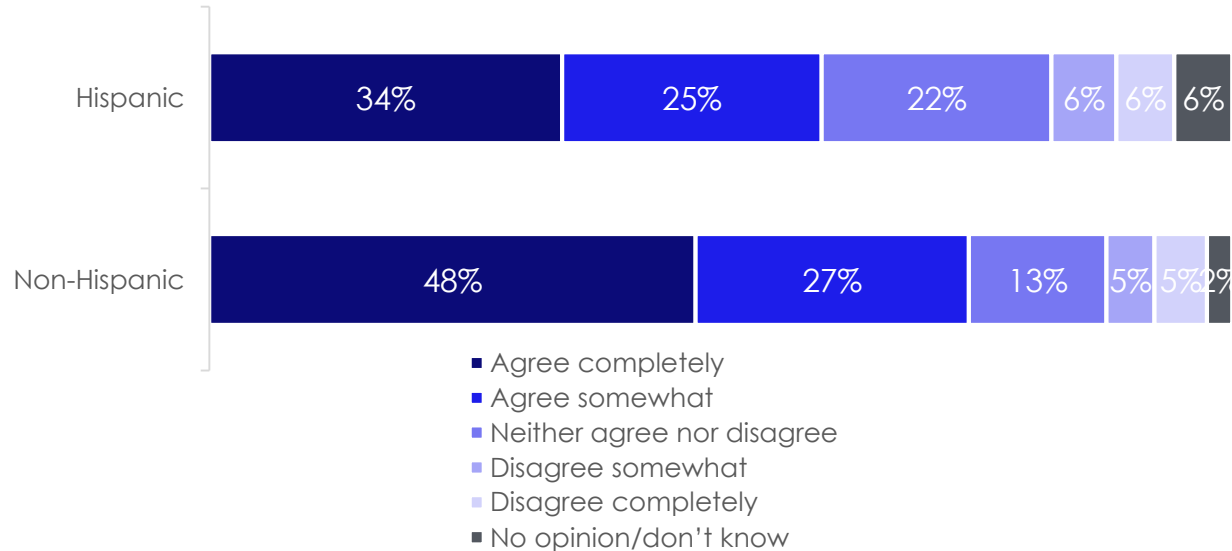


- President Trump should take unilateral action
- President Trump should wait until State officials ask for his assistance
- I don't know/No opinion

**TOP TWO BOX:
59% OF HISPANICS, 75% NON-HISPANICS AGREE THAT STATE AND LOCAL OFFICIALS SHOULD HAVE TAKEN STRONGER ACTION TO DEAL WITH THE VIOLENCE AND LOOTING THAT HAS BEEN OCCURRING IN THEIR CITIES OVER THE PAST FEW MONTHS**

Do you agree or disagree that state and local officials should have taken stronger action to deal with the violence and looting that has been occurring in their cities over the past few months?

**State and Local Government
Response to Violence**



- MAJORITY OF RESPONDENTS AGREE (NON-HISPANICS HIGHER) LOOTING AND DESTRUCTION OF PROPERTY DURING PROTESTS SHOULD HAVE BEEN STOPPED IMMEDIATELY; THE PEOPLE THAT HAVE BEEN LOOTING AND DAMAGING PROPERTY SHOULD BE ARRESTED AND PROSECUTED
- 69% OF HISPANICS, 64% NON-HISPANICS APPROVE OF THE NON-VIOLENT PROTESTS
- 63% OF HISPANICS, 78% NON-HISPANICS ARE VERY CONCERNED ABOUT THE VIOLENCE AND LOOTING THAT IS OCCURRING IN SOME AMERICAN CITIES; ABOUT 60% OF RESPONDENTS HAVE BECOME MORE CONCERNED OVER PAST FEW WEEKS
- HISPANICS LESS AGREEMENT IF NECESSARY THE NATIONAL GUARD/ARMED FORCES SHOULD BE CALLED IN TO HELP LOCAL LAW ENFORCEMENT

How much do you agree or disagree with each of the following statements? **[Race Relations]**

Statement	Hispanic		Non-Hispanic	
	Agree	Disagree	Agree	Disagree
The looting and destruction of property during the protests should have been stopped immediately	70%	12%	88%	3%
I approve of the non-violent protests that started after the death of George Floyd in June 2020	69%	15%	64%	19%
The people that have been looting and damaging property should be arrested and prosecuted	68%	12%	92%	2%
I am very concerned about the violence and looting that is occurring in some American cities	63%	12%	78%	8%
I have become more concerned over the past few weeks about the violence and looting that is occurring in some American cities	59%	17%	65%	14%
I believe that organized outside groups have been mostly responsible for the violence and damage to property during the protests	58%	16%	74%	7%
If necessary, the National Guard should be called in to help local law enforcement	55%	23%	74%	11%
If necessary, the United States Armed Forces should be called in to help local law enforcement	41%	26%	54%	27%

5 pt Scale: Agree = 4.5, Disagree = 1.2, Neutral = 3 (not reported), No opinion = 0 (Not reported)

Agree and Disagree above will not sum to 100%

Among registered voters 18+

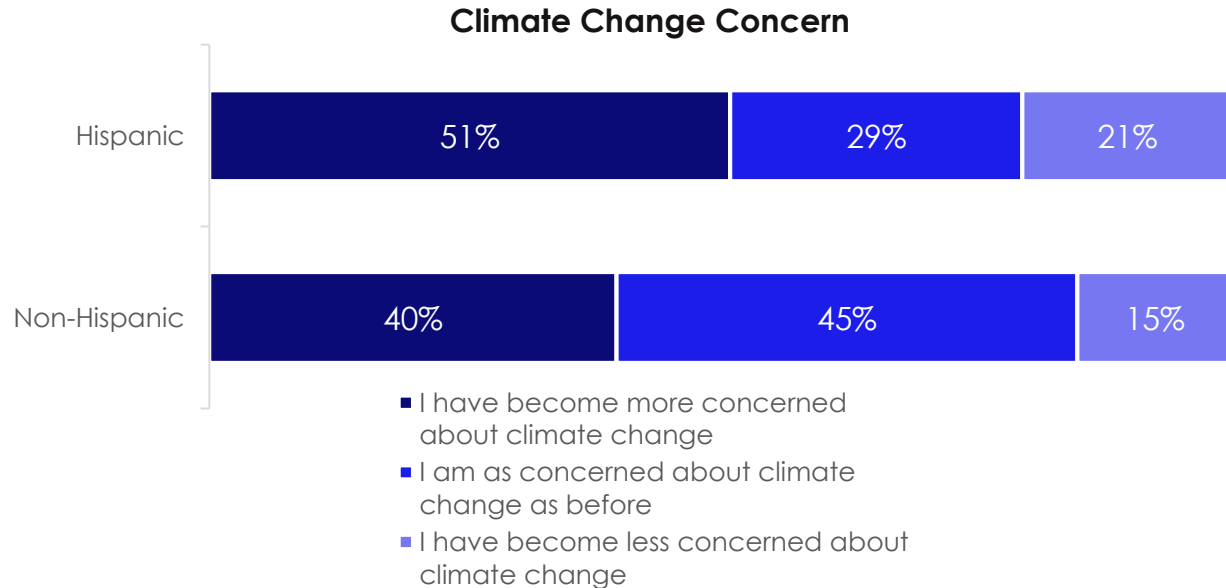
Source: Univision political tracker in collaboration with Media Predict as of October 2020



CLIMATE CHANGE

OVER THE PAST YEAR OR SO, 51% OF HISPANICS, 40% NON-HISPANICS HAVE BECOME MORE CONCERNED ABOUT CLIMATE CHANGE

On the issue of climate change, over the past year or so have you become more concerned about this issue, less concerned about it, or about the same as before?



**HISPANICS GREATER AGREEMENT:
 -CLIMATE CHANGE IS A RESULT OF HUMAN ACTIVITY
 -A VERY BIG THREAT TO THE PLANET
 -ACTION SHOULD BE TAKEN ON THE ENVIRONMENT EVEN IF IT MEANS A
 SIGNIFICANT INCREASE IN MY TAXES**

How much do you agree or disagree with each of the following statements? [Climate Change]

Statement	Hispanic		Non-Hispanic	
	Agree	Disagree	Agree	Disagree
Climate change is a result of human activity.	74%	10%	66%	18%
Climate change is a very big threat to the planet.	70%	11%	65%	22%
Action should be taken on the environment even if it means a significant increase in my taxes.	48%	26%	39%	43%

5 pt Scale: Agree = 4,5, Disagree = 1,2, Neutral = 3 (not reported), No opinion = 0 (Not reported)

Agree and Disagree above will not sum to 100%

Among registered voters 18+

Source: Univision political tracker in collaboration with Media Predict as of October 2020

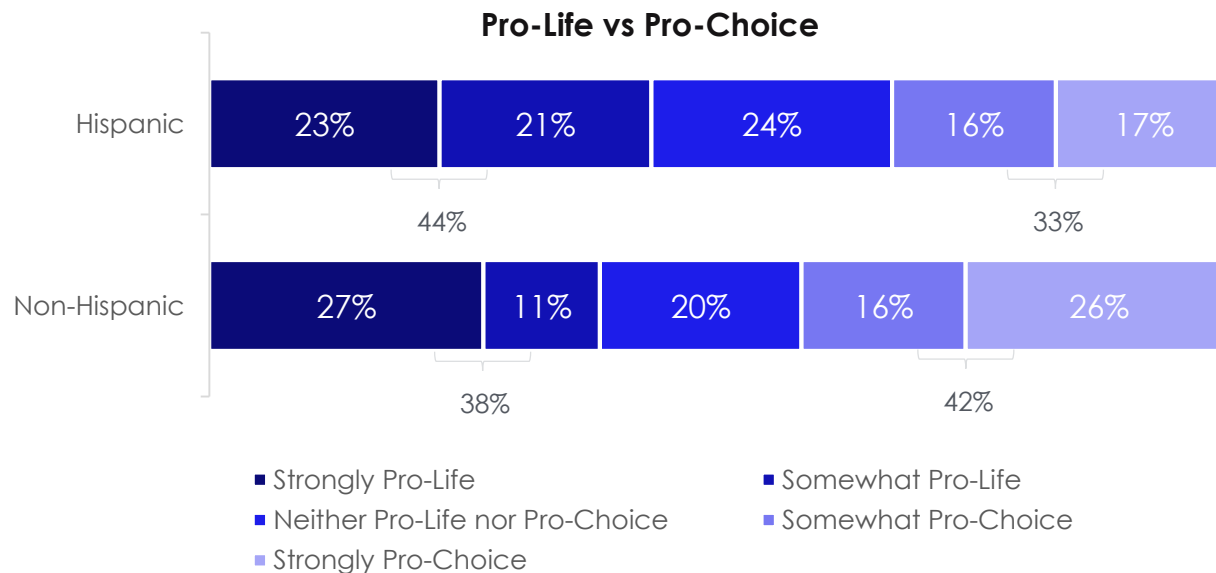


PRO LIFE OR PRO CHOICE

On the issue of abortion, do you consider yourself to be Pro-Life or Pro-Choice?

-44% HISPANICS STRONGLY/SOMEWHAT PRO-LIFE, 33% STRONGLY/SOMEWHAT PRO-CHOICE
-38% NON-HISPANICS STRONGLY/SOMEWHAT PRO-LIFE, 42% STRONGLY/SOMEWHAT PRO-CHOICE

On the issue of abortion, do you consider yourself to be Pro-Life or Pro-Choice?

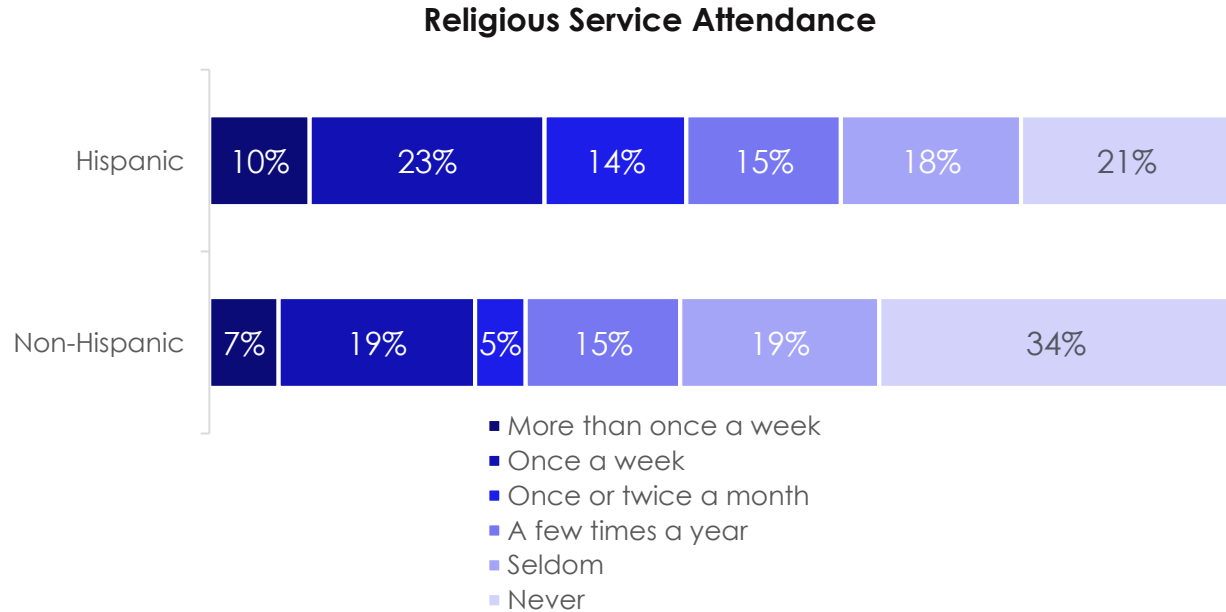


RELIGIOUS SERVICE ATTENDANCE

To the best of your recollection, how often did you attend religious services before the coronavirus pandemic began?

BEFORE PANDEMIC: -33% OF HISPANICS, 26% NON-HISPANICS ATTENDED RELIGIOUS SERVICE ONCE A WEEK OR MORE

To the best of your recollection, how often did you attend religious services before the coronavirus pandemic began?





THANK YOU